

DC BOARD OF NURSING CERTIFIED NURSE MIDWIVES

The District of Columbia’s Board of Nursing (DC BON), supported by DC Health's Health Systems and Preparedness Administration (HSPA), licenses all certified nurse midwives. To collect standard information across all licensing boards (e.g. demographics, workforce capacity, access to care, special topics) HSPA and the Community Health Administration (CHA) partnered to develop a licensure survey, which is now administered to all renewal applicants during the Board's biennial licensure renewal process.


The DC Primary Care Office (PCO) developed this fact sheet based on its analysis of 2024 DC BON Licensure Survey data. Within, information regarding total licensed providers reflects all board-licensed providers with an active license status as of August 15, 2024. Information regarding licensees providing clinical care in DC reflects a subset of Board-licensed providers who 1. applied for license renewal during the 2024 cycle (i.e., were administered the survey); 2. reported a practice location in DC; and 3. reported providing clinical medical care to patients.


Key Findings

- Licensed certified nurse midwives providing care in DC are all female (100%) and mostly white or Caucasian (62.8%).
- Almost 50 percent of the practice locations reported in DC by licensed certified nurse midwives are located in Wards 2 and 5.
- Fifty-one percent of licensed certified nurse midwives providing clinical care in DC are 40 years of age or younger.
- Two out of five licensed certified nurse midwives providing clinical care in DC reported experiencing some stress but not feeling burned out.
- Forty-eight percent of licensed certified nurse midwives providing clinical care in DC reported having a supportive work environment, but many reported challenges with their work pace and EMR stress. Organizational improvement in work pace and EMR stress may improve workforce wellness.


DC LICENSED CERTIFIED NURSE MIDWIVES (CNM)

TABLE OF CONTENTS

Providers	Key Definitions	Pages
	<p>Total Licensed</p> <p>Total number of board-licensed providers with an active license status as of August 15, 2024.</p>	<p>3-4</p>

	<p>Providing Clinical Care in DC</p> <p>Subset of board-licensed providers who</p> <ol style="list-style-type: none"> 1. applied for license renewal during the 2024 cycle; 2. reported a practice location in DC; and 3. reported providing clinical medical care to patients. 	<p>5-10</p>

DC LICENSED CERTIFIED NURSE MIDWIVES (CNM)



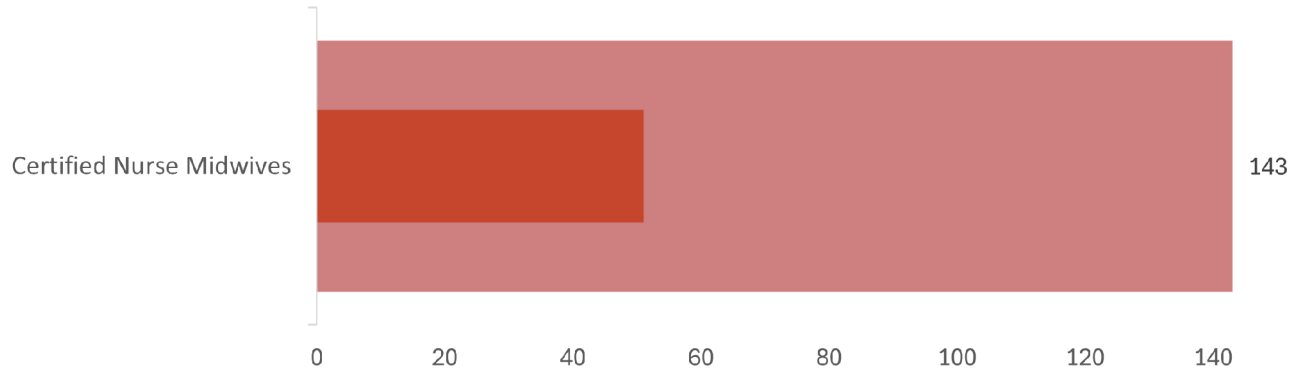
143

Total Licensed Certified Nurse Midwives




51

Licensed Certified Nurse Midwives Providing Clinical Care in DC



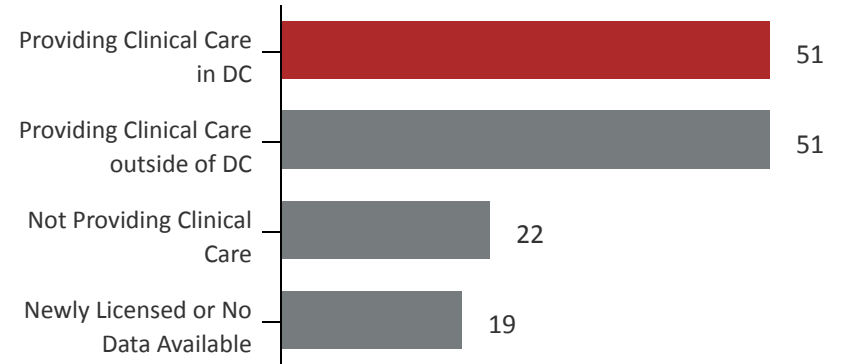
	Certified Nurse Midwives
Providing Clinical Care in DC	51
Total Licensed	143

DC LICENSED CERTIFIED NURSE MIDWIVES (CNM)

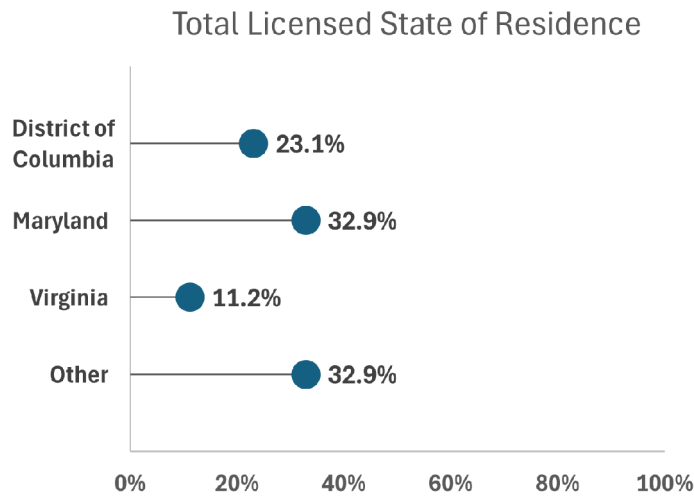


143
Total Licensed
Certified Nurse Midwives

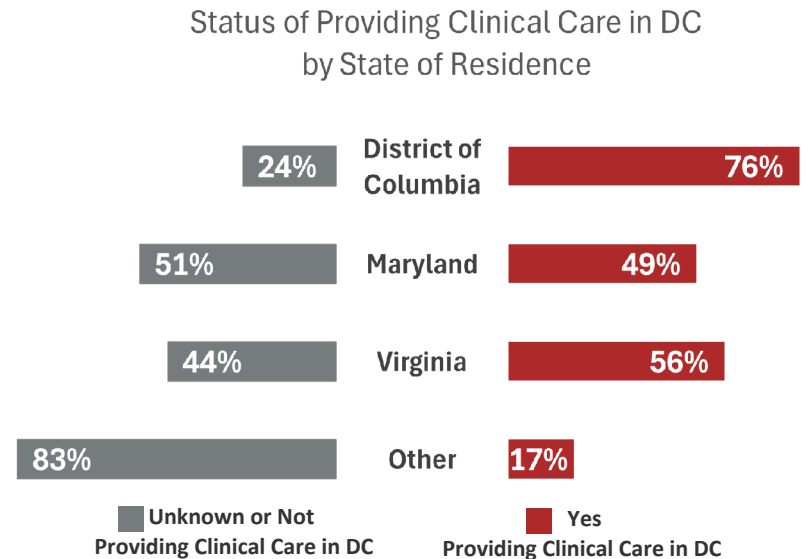
Total Licensed Certified Nurse Midwives by Clinical Care Status and Location



DC Licensed Certified Nurse Midwives State of Residence Compared to Status of Providing Clinical Care in DC



VS



LICENSED CERTIFIED NURSE MIDWIVES PRACTICING IN DC

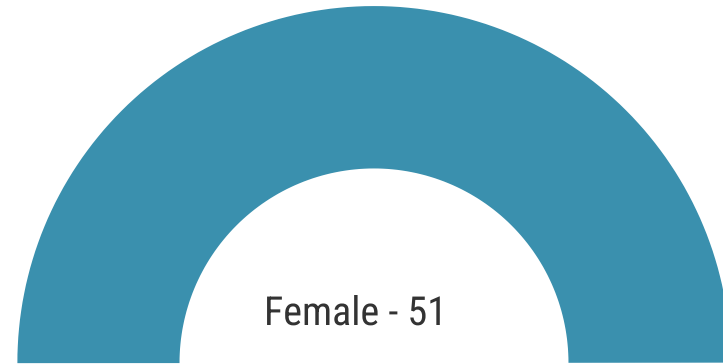
2024 FACT SHEET



51

Licensed Certified Nurse Midwives Providing Clinical Care in the District of Columbia

Gender

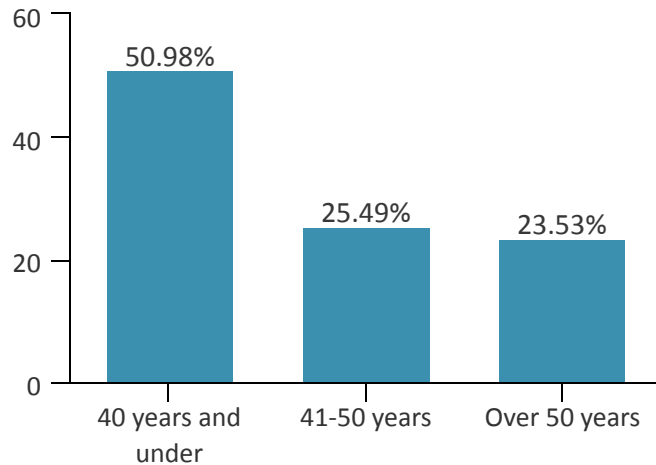


Female - 51

100%

of licensed certified nurse midwives providing care in District of Columbia are female.

Age Distribution



Percentage of Practice Locations



1 Location

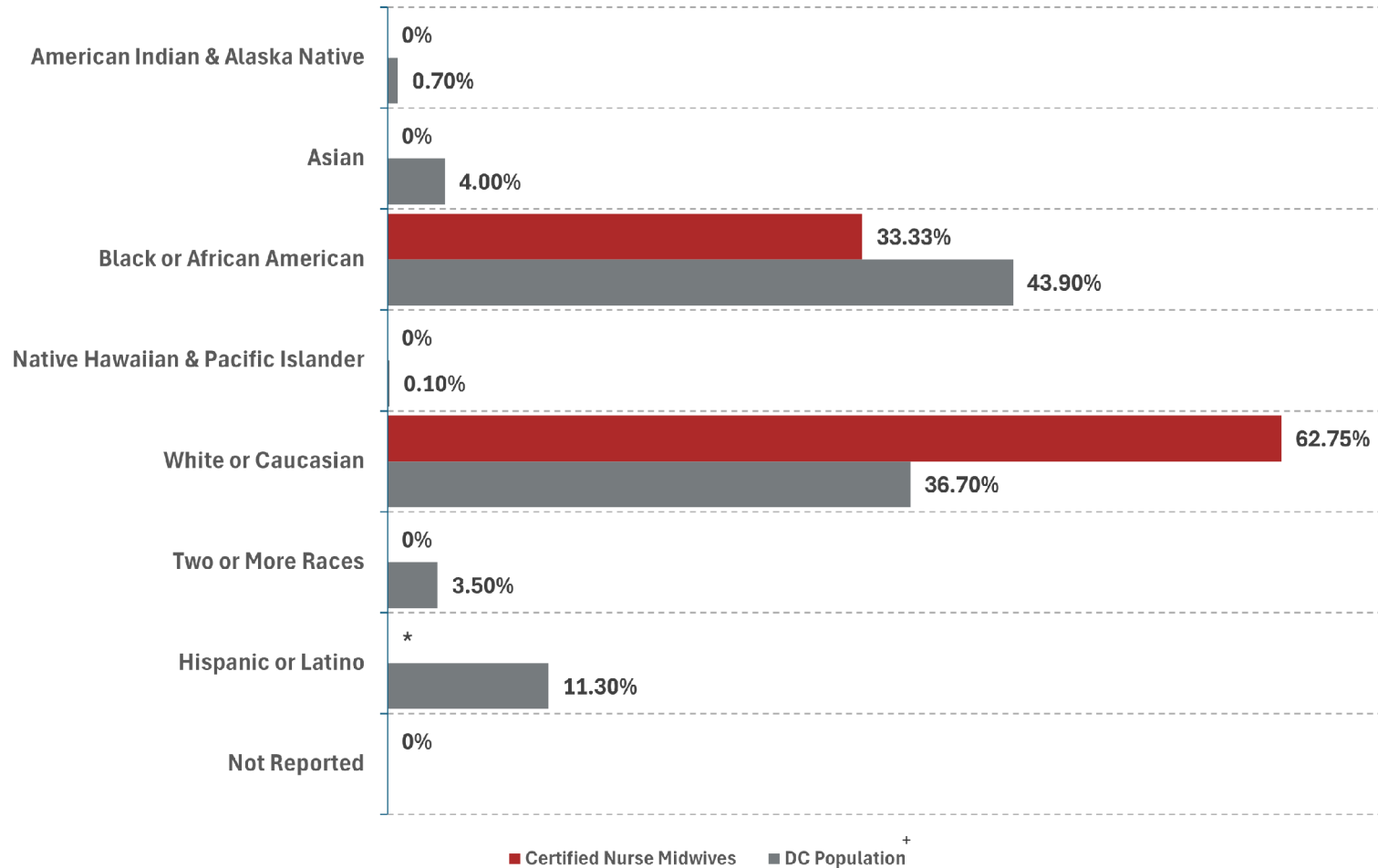
92.2%

of licensed certified nurse midwives providing care in District of Columbia practice at one location.


LICENSED CERTIFIED NURSE MIDWIVES PRACTICING IN DC

2024 FACT SHEET

Race/Ethnicity - Licensed Certified Nurse Midwives Practicing in DC vs DC Population



+Source: 2022 American Community Survey (ACS) Census data DC Population



62.8% of licensed certified nurse midwives practicing in the District of Columbia are White or Caucasian.

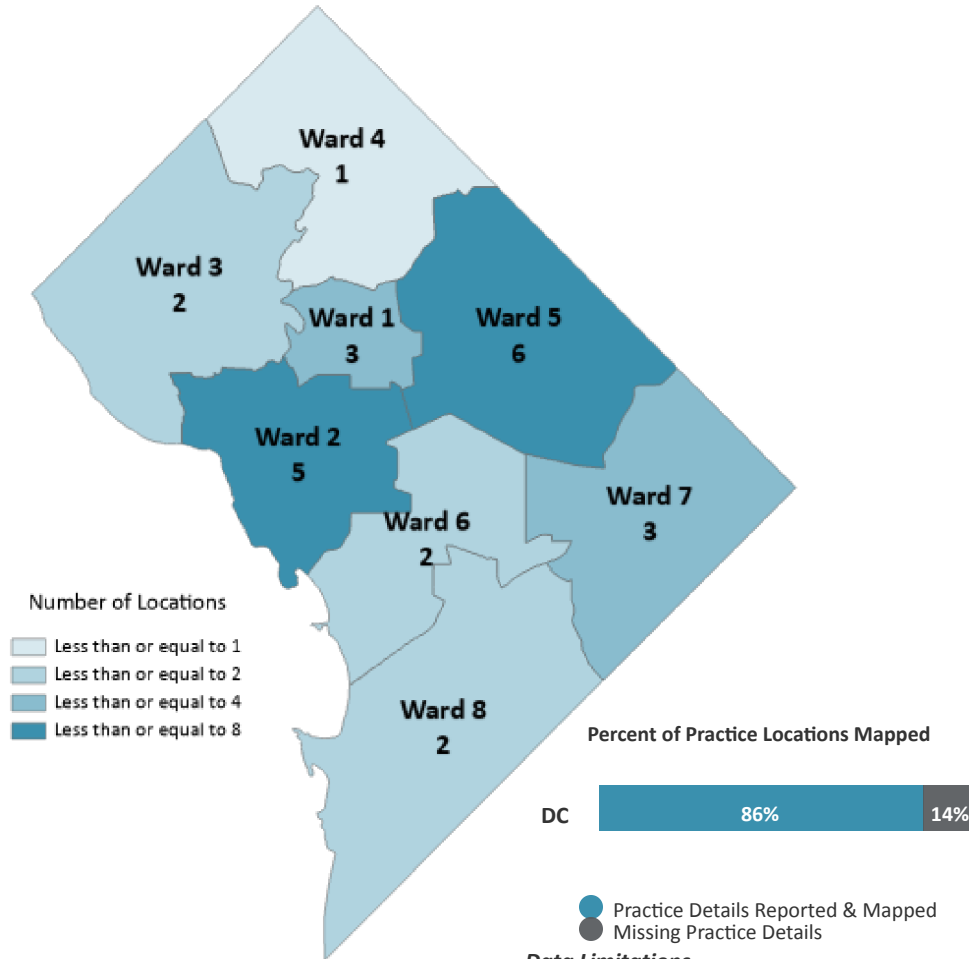
The racial/ethnic distribution of licensed certified nurse midwives practicing in the District of Columbia are predominantly white or Caucasian, with under-representations amongst Black or African American (-10.6%) certified nurse midwives.

LICENSED CERTIFIED NURSE MIDWIVES PRACTICING IN DC

2024 FACT SHEET

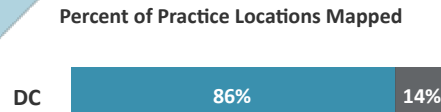
Overview of Clinical Care Practice Locations

Number of Clinical Care Practice Locations by Ward



Number of Locations

- Less than or equal to 1
- Less than or equal to 2
- Less than or equal to 4
- Less than or equal to 8



- Practice Details Reported & Mapped
- Missing Practice Details

Data Limitations

- Practice Locations are mapped with 80% fidelity
- Missing details of the address could not be mapped


Clinical Care Practice Findings



Locations

45.8%

of practice locations providing clinical care, that were reported and mapped, are located in Wards 2 and 5.



Projected Growth

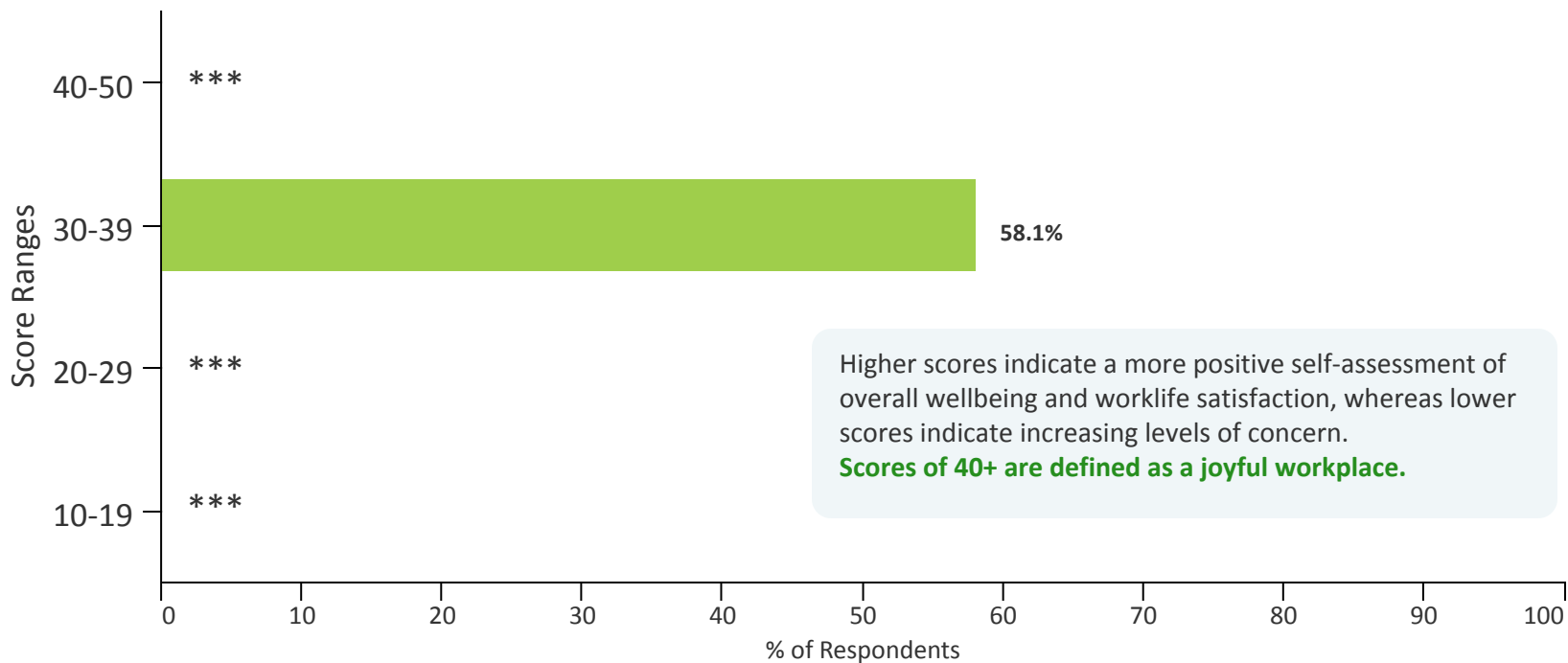
5%

of providers reported increasing their practice hours or adding a practice location over the next two years.

LICENSED CERTIFIED NURSE MIDWIVES PRACTICING IN DC

2024 FACT SHEET

Self-Assessment of Worklife and Wellness* among Licensed Certified Nurse Midwives Practicing in DC**
(Mini Z 2.0 Survey - Full Scale Scores)



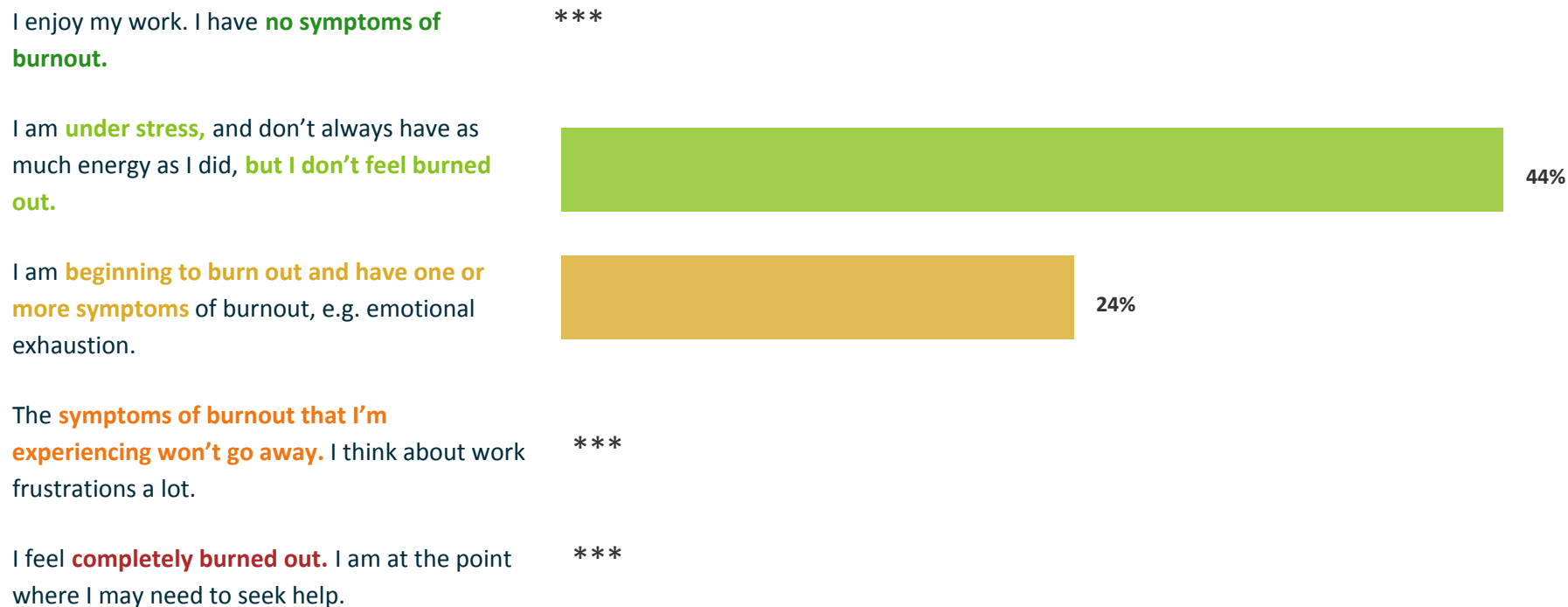
The percentage of licensed certified nurse midwives practicing in the District reported Mini Z 2.0 full scale scores of 40+, indicating a **joyful workplace**, are suppressed due to confidentiality.

*The licensure survey includes the Mini Z 2.0, a 10-question tool assessing work satisfaction, stress, burnout, and 7 potential drivers of burnout in practicing clinicians; the Mini Z 2.0 is a psychometrically sound measure of worklife and wellness in practicing clinicians, validated externally against the Maslach Burnout Inventory (MBI).
**Answering each question was optional; full scale scores are reported only for respondents who completed all Mini Z 2.0 questions; approximately 84.3 percent (43/51) of licensed certified nurse midwives practicing in DC completed all questions on the Mini Z 2.0 survey.
***Data suppressed for confidentiality when the total reported category is less than 10.

LICENSED CERTIFIED NURSE MIDWIVES PRACTICING IN DC

2024 FACT SHEET

Self-Assessment of Burnout* among Licensed Certified Nurse Midwives Practicing in DC** (Mini Z 2.0 Survey - Question 2 Responses)



44.0% of licensed certified nurse midwives practicing in DC reported experiencing **some stress but not feeling burned out.**

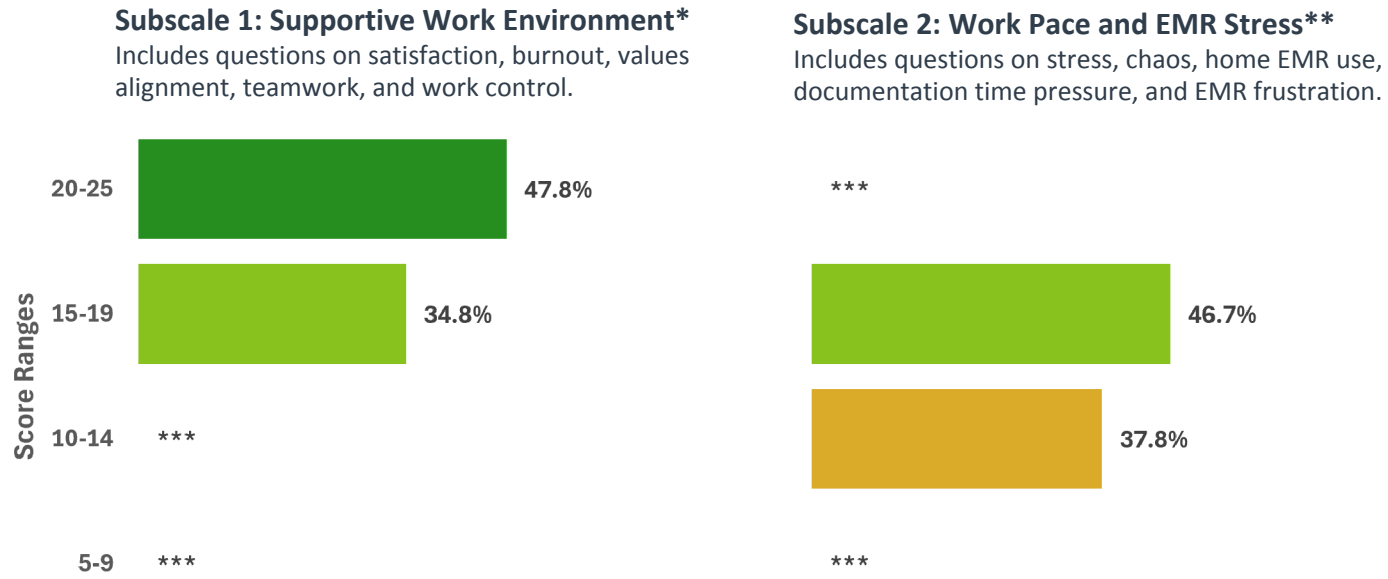
*Assessment based on the Mini Z 2.0 burnout question; concurrent validity of the burnout question was assessed with the Maslach Burnout Inventory (MBI) emotional exhaustion (EE) subscale and determined to be a valid single-item measure of burnout.

**Approximately 98.0 percent (50/51) of licensed certified nurse midwives practicing in DC responded to the question.

***Data suppressed for confidentiality when the total reported category is less than 10.

LICENSED CERTIFIED NURSE MIDWIVES PRACTICING IN DC

Self-Assessment of Worklife and Wellness among Licensed Certified Nurse Midwives Practicing in DC (Mini Z 2.0 Survey - Subscale Scores)



47.8%

of licensed certified nurse midwives practicing in DC reported Subscale 1 scores of 20+, indicating a **supportive work environment**.

of licensed certified nurse midwives practicing in DC reported Subscale 2 scores of 20+, indicating **reasonable pace and manageable EMR stress**.

*Approximately 90.1 percent (46/51) of licensed certified nurse midwives practicing in DC completed all questions in subscale 1.

** Approximately 88.2 percent (45/51) of licensed certified nurse midwives practicing in DC completed all questions in subscale 2.

***Data suppressed for confidentiality when the total reported category is less than 10.