

DC BOARD OF DENTISTRY LICENSED DENTISTS (DDS, DMD)

The District of Columbia’s Board of Dentistry (DC BOD), supported by DC Health's Health Systems and Preparedness Administration (HSPA), licenses all dentists. To collect standard information across all licensing boards (e.g. demographics, workforce capacity, access to care, special topics) HSPA and the Community Health Administration (CHA) partnered to develop a licensure survey, which is now administered to all renewal applicants during the Board's biennial licensure renewal process.

The DC Primary Care Office (PCO) developed this fact sheet based on its analysis of 2023 DC BOD Licensure Survey data. Within, information regarding total licensed providers reflects all board-licensed providers with an active license status as of March 19, 2024. Information regarding licensees providing clinical care in DC reflects a subset of Board-licensed providers who 1. applied for license renewal during the 2023 cycle (i.e., were administered the survey); 2. reported a practice location in DC; and 3. reported providing clinical medical care to patients.

Key Findings

- Out of 1,083 dentists that hold a license to practice in the District, about seventy percent (756) report having at least one District location where they provide clinical care to District residents.
- More than a fourth of dentists practicing clinical care in the District are over the age of 60 while about thirty percent are aged 40 and younger.
- Just under half of dental practice locations are located within Wards 2&3.

DC LICENSED DENTAL ASSISTANTS

2024 FACT SHEET

Providers	Key Definitions	Pages
-----------	-----------------	-------



Total Licensed

Total number of board-licensed providers with an active license status as of March 19, 2024.

3-4




Providing Clinical Care in DC

Subset of board-licensed providers who

1. applied for license renewal during the 2023 cycle;
2. reported a practice location in DC; and
3. reported providing clinical medical care to patients.

5-11

DC LICENSED DENTISTS (DDS, DMD)



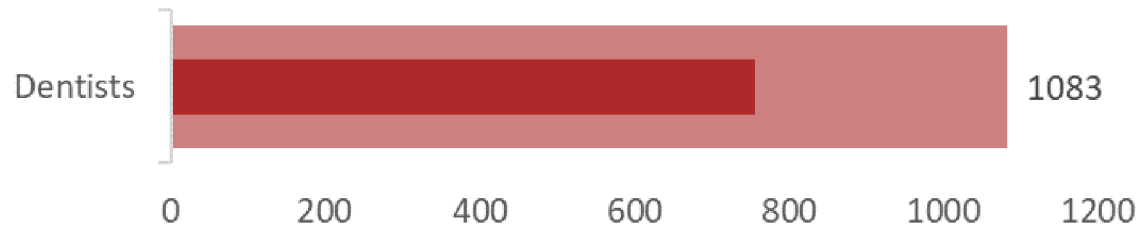
1083

Total Licensed Dentists




756

Licensed Dentists
Providing Clinical Care in DC



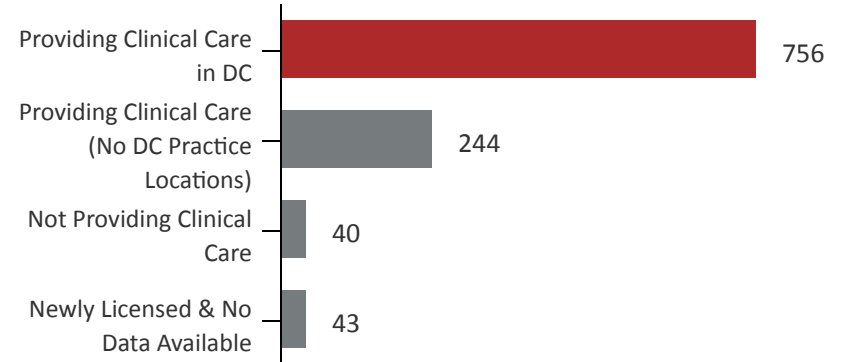
	Dentists
■ Providing Clinical Care in DC	756
■ Licensed in DC	1083

DC LICENSED DENTISTS (DDS, DMD)



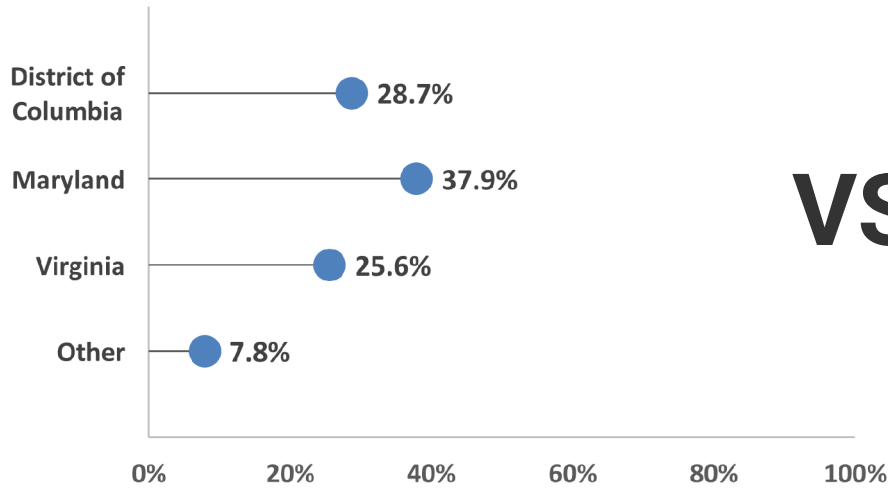
1,083
Total Licensed
Dentists

Total Licensed Dentists by Clinical Care Status and Practice Location



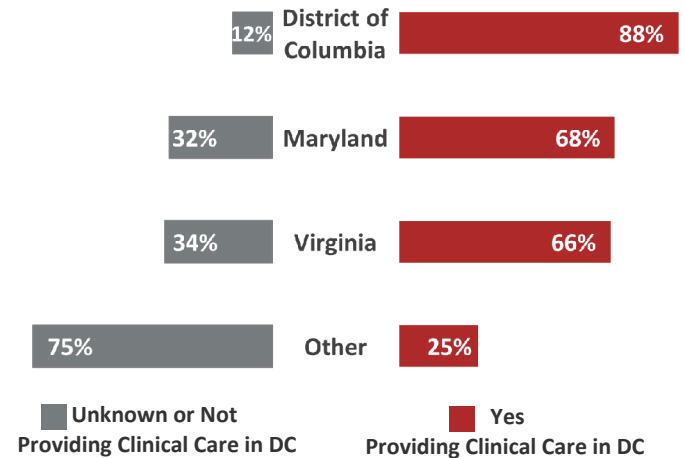
State of Residence Among DC Licensed Dentists

Total Licensed State of Residence



VS

Status of Providing Clinical Care in DC by State of Residence



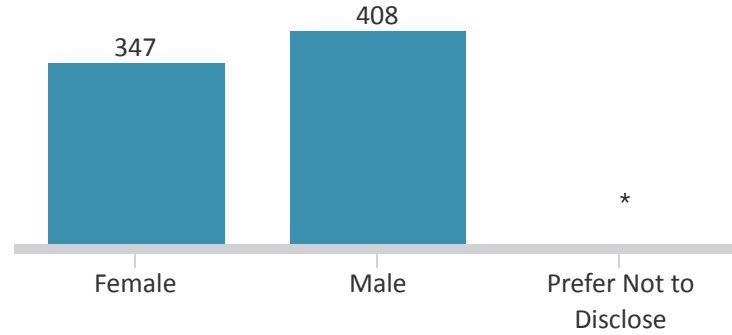
LICENSED DENTISTS PRACTICING IN DC



756

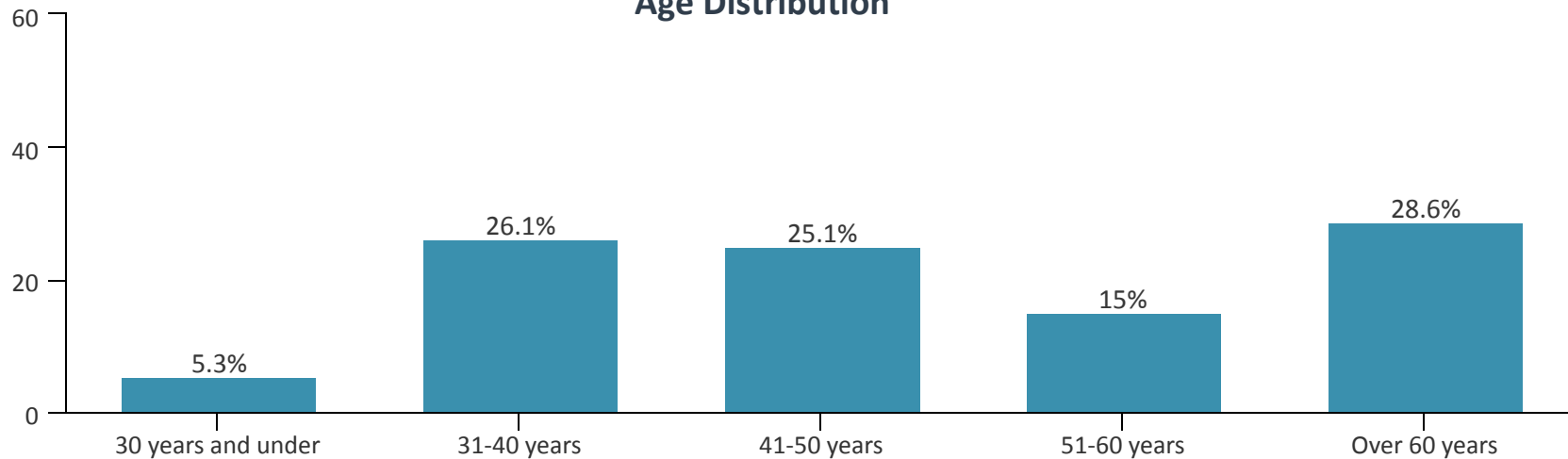
Licensed Dentists Providing Clinical Care in the District of Columbia

Gender



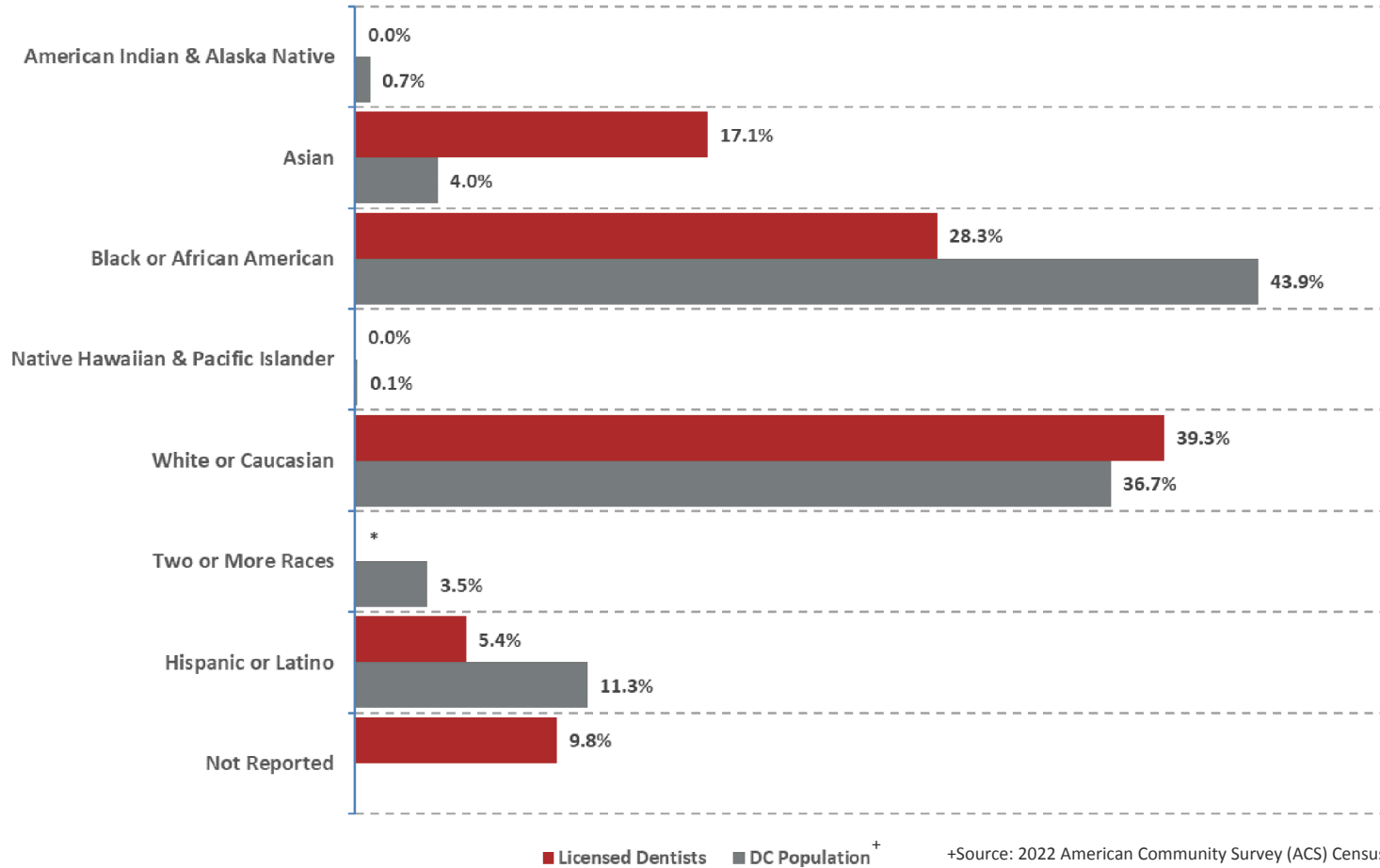
45.9% of licensed dentists providing care in District of Columbia are female.

Age Distribution



LICENSED DENTISTS PRACTICING IN DC

Race/Ethnicity - Licensed Dentists Practicing in DC vs DC Population



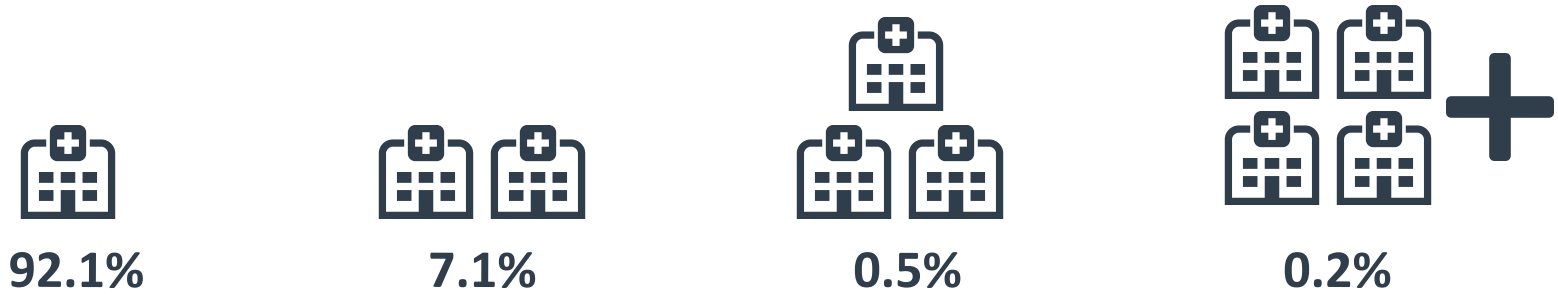
28.3%

of licensed dentists practicing in the District of Columbia are Black or African American.

The racial/ethnic distribution of licensed dentists practicing in the District of Columbia is not relatively similar to that of the general population, with under-representation among Black/ African American (-15.6%) dentists.

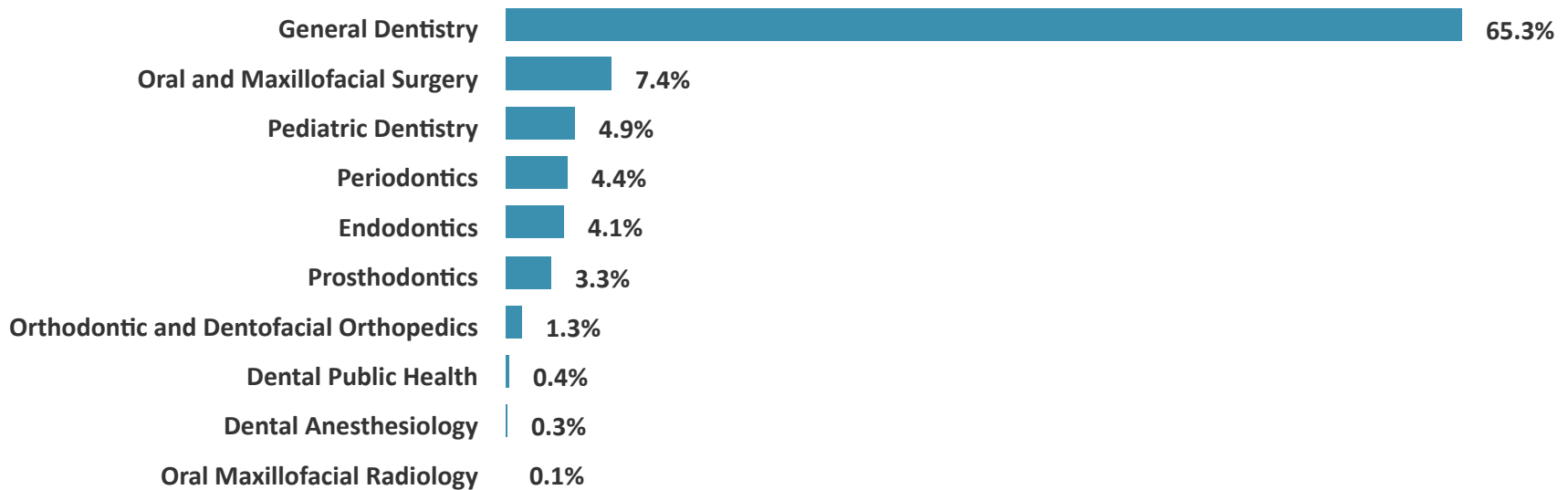
LICENSED DENTISTS PRACTICING IN DC

Percentage of Licensed Dentists Practicing in DC with Multiple Practice Locations



Approximately nine in ten licensed dentists report providing care at one practice location

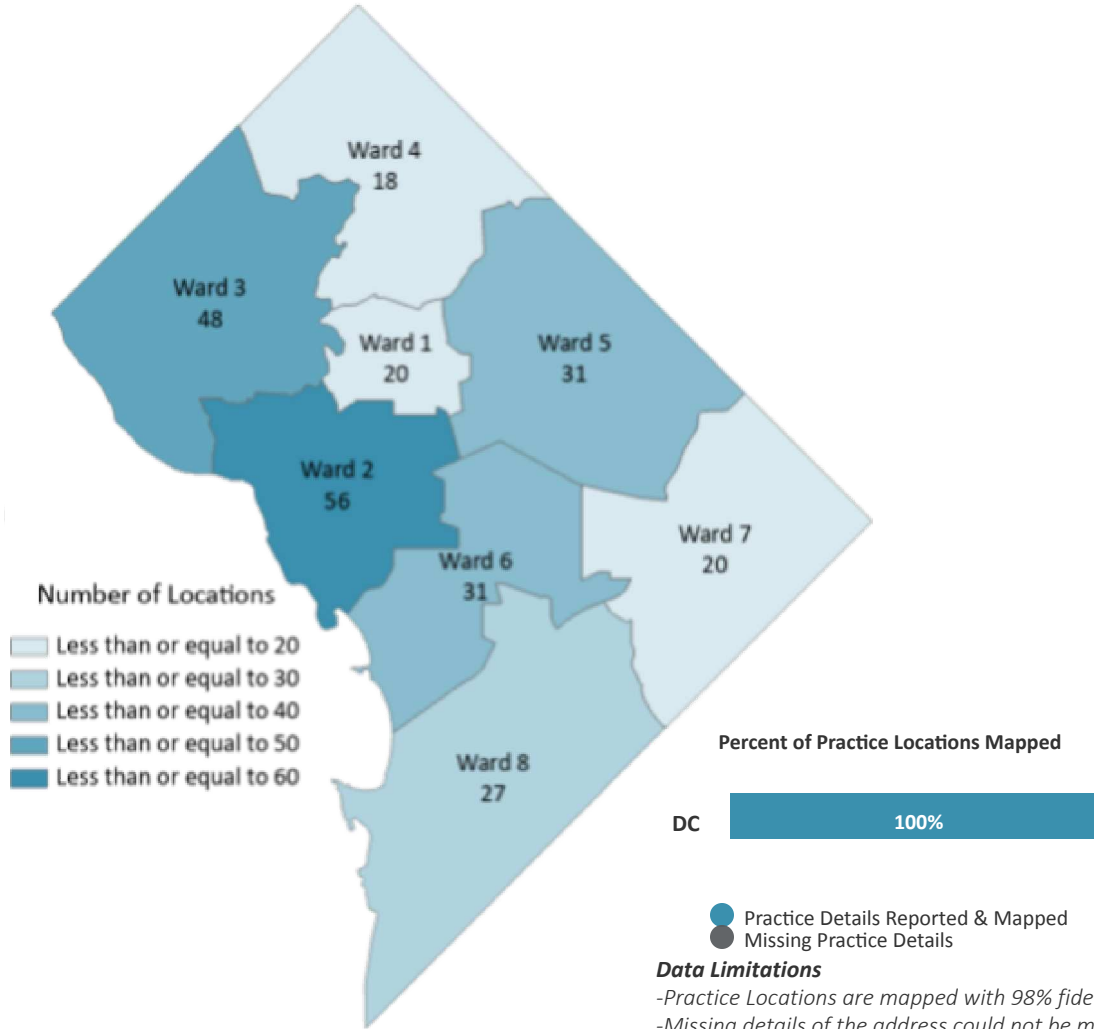
Top 10 Licensed Specialties amongst Dentists Practicing in DC



LICENSED DENTISTS PRACTICING IN DC

Overview of Clinical Care Practice Locations

Number of Clinical Care Practice Locations by Ward




Clinical Care Practice Findings



Locations

41.3%

of practice locations providing clinical care, that were reported and mapped, are located in Wards 2 & 3.



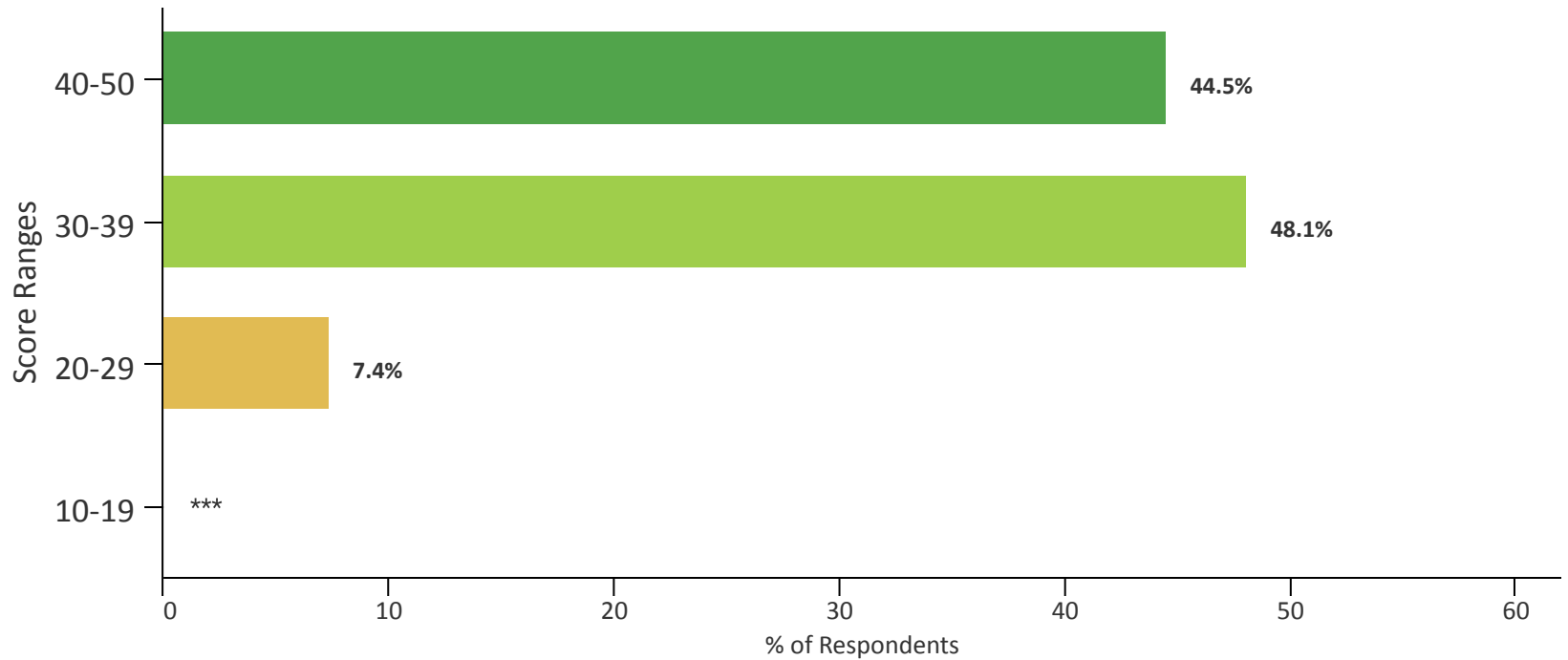
Projected Growth

21.2%

of providers reported increasing their practice hours or adding a practice location over the next two years.

LICENSED DENTISTS PRACTICING IN DC

Self-Assessment of Worklife and Wellness* among Licensed Dentists Practicing in DC**
(Mini Z 2.0 Survey - Full Scale Scores)

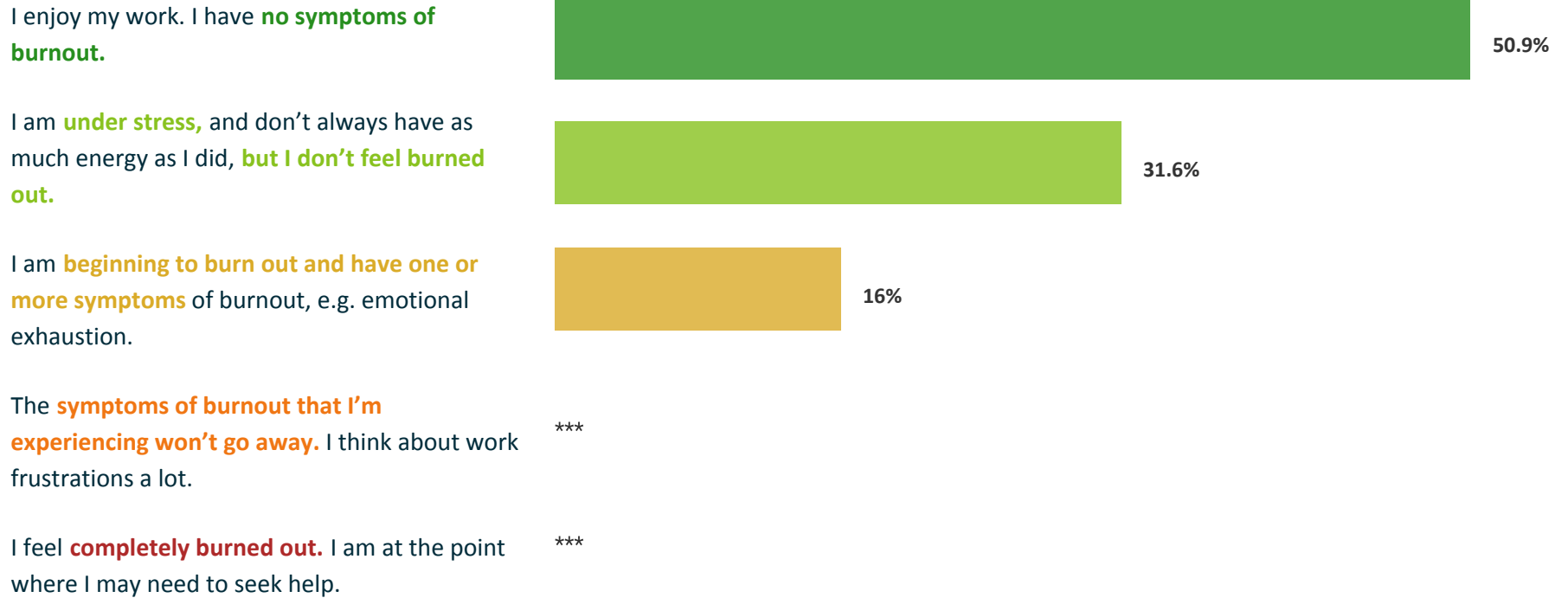


44.5% of licensed dentists practicing in the District reported Mini Z 2.0 full scale scores of 40+, indicating a **joyful workplace**.

*The licensure survey includes the Mini Z 2.0, a 10-question tool assessing work satisfaction, stress, burnout, and 7 potential drivers of burnout in practicing clinicians; the Mini Z 2.0 is a psychometrically sound measure of worklife and wellness in practicing clinicians, validated externally against the Maslach Burnout Inventory (MBI).
 **Answering each question was optional; full scale scores are reported only for respondents who completed all Mini Z 2.0 questions; approximately 78.4 percent (593/756) of licensed dentists practicing in DC completed all questions on the Mini Z 2.0 survey.
 ***Data suppressed for confidentiality when the total reported category is less than 10.

LICENSED DENTISTS PRACTICING IN DC

Self-Assessment of Burnout* among Licensed Dentists Practicing in DC** (Mini Z 2.0 Survey - Question 2 Responses)



82.5% of licensed dentists practicing DC reported experiencing **no symptoms of burnout (50.9%) or some stress but not feeling burned out (31.6%).**

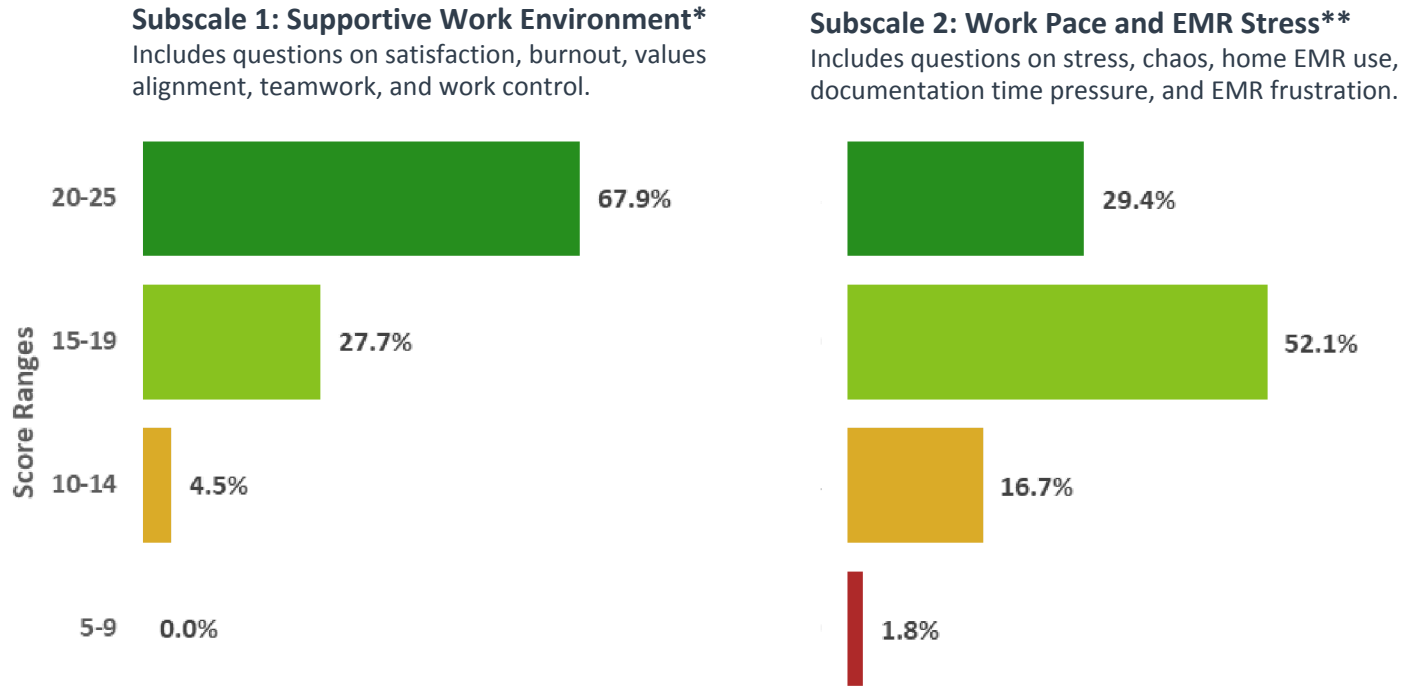
*Assessment based on the Mini Z 2.0 burnout question; concurrent validity of the burnout question was assessed with the Maslach Burnout Inventory (MBI) emotional exhaustion (EE) subscale and determined to be a valid single-item measure of burnout.

**Approximately 91.8 percent (694/756) of dentists practicing in DC responded to the question.

***Data suppressed for confidentiality when the total reported category is less than 10.

LICENSED DENTISTS PRACTICING IN DC

Self-Assessment of Worklife and Wellness among Licensed Dentists Practicing in DC (Mini Z 2.0 Survey - Subscale Scores)



67.9%

of licensed dentists practicing in DC reported Subscale 1 scores of 20+, indicating a **supportive work environment.**

29.4%

of licensed dentists practicing in DC reported Subscale 2 scores of 20+, indicating **reasonable pace and manageable EMR stress.**

*Approximately 88.5 percent (669/756) of dentists practicing in DC completed all questions in subscale 1.

**Approximately 81.5 percent (616/756) of dentists practicing in DC completed all questions in subscale 2.

***Data suppressed for confidentiality when the total reported category is less than 10.