

# DC BOARD OF DENTISTRY LICENSED DENTAL ASSISTANTS

The District of Columbia’s Board of Dentistry (DC BOD), supported by DC Health's Health Systems and Preparedness Administration (HSPA), licenses all dental assistants. To collect standard information across all licensing boards (e.g. demographics, workforce capacity, access to care, special topics) HSPA and the Community Health Administration (CHA) partnered to develop a licensure survey, which is now administered to all renewal applicants during the Board's biennial licensure renewal process.

The DC Primary Care Office (PCO) developed this fact sheet based on analysis of 2023 DC BOD Licensure Survey data. Within, information regarding *total licensed providers* reflects all board-licensed providers with an active license status as of March 19, 2024. Information regarding licensees providing clinical care in DC reflects a subset of Board-licensed providers who 1. applied for license renewal during the 2023 cycle (i.e., were administered the survey); 2. reported a practice location in DC; and 3. reported providing clinical medical care to patients.


## Key Findings

- Most licensed dental assistants practicing clinical care in the District are Hispanic/Latino or Black/African American (78.8%).
- Around seventy eight percent of dental assistants report enjoying their work with no symptoms of burnout which is the highest percentage reported on that wellness question among the dental professions.

# DC LICENSED DENTAL ASSISTANTS

## TABLE OF CONTENTS

| Providers | Key Definitions | Pages |
|-----------|-----------------|-------|
|-----------|-----------------|-------|



### Total Licensed

Total number of board-licensed providers with an active license status as of March 19, 2024.

3-4




### Providing Clinical Care in DC

Subset of board-licensed providers who

1. applied for license renewal during the 2023 cycle;
2. reported a practice location in DC; and
3. reported providing clinical medical care to patients.

5-11

# DC LICENSED DENTAL ASSISTANTS



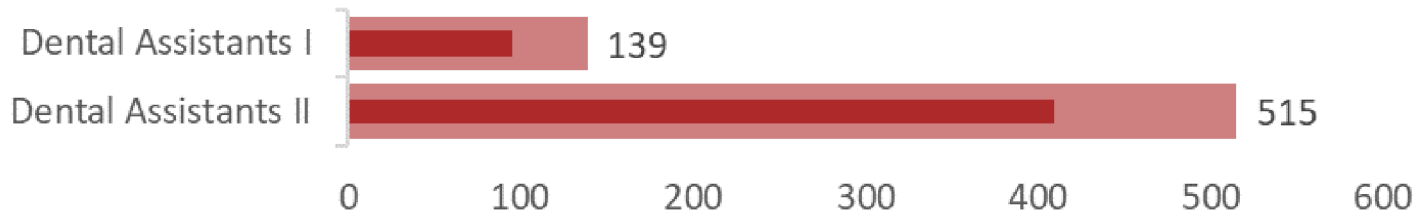
654

Total Licensed Dental Assistants



501

Licensed Dental Assistants Providing Clinical Care in DC

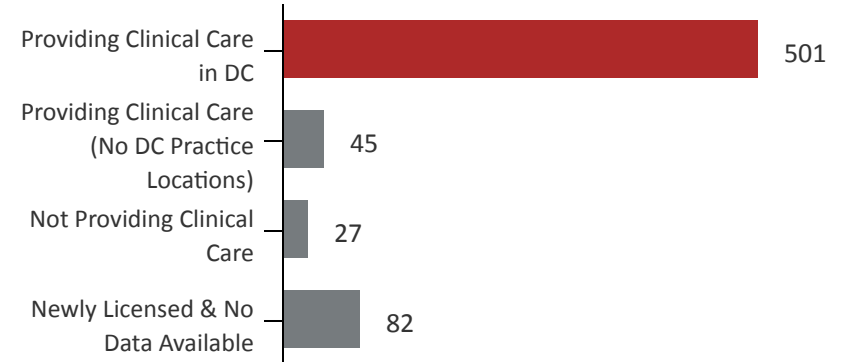


|                                 | Dental Assistants II | Dental Assistants I |
|---------------------------------|----------------------|---------------------|
| ■ Providing Clinical Care in DC | 409                  | 95                  |
| ■ Licensed in DC                | 515                  | 139                 |

# DC LICENSED DENTAL ASSISTANTS



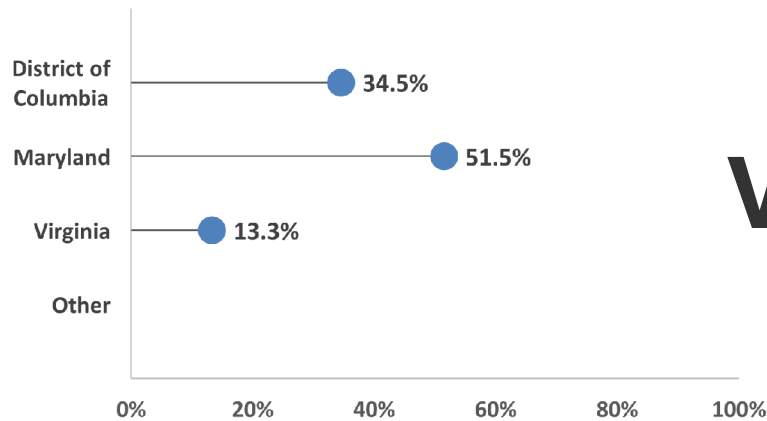
**Total Licensed Dental Assistants  
by Clinical Care Status and Location**



## DC Licensed Dental Assistants

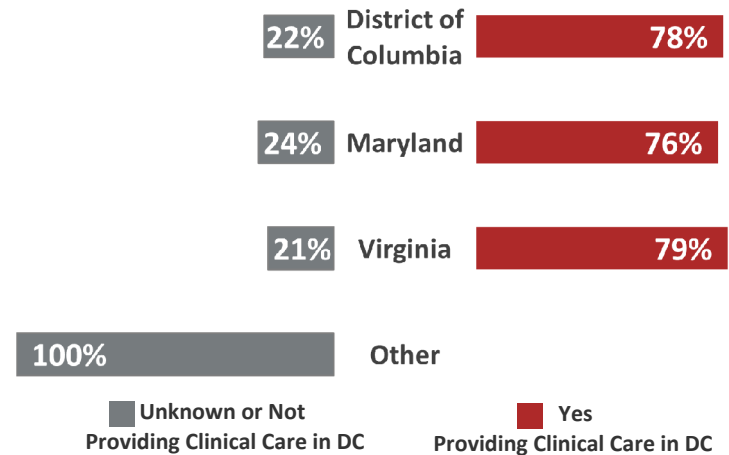
**State of Residence Compared to Status of Providing Clinical Care in DC**

Total Licensed State of Residence



VS

Status of Providing Clinical Care in DC  
by State of Residence



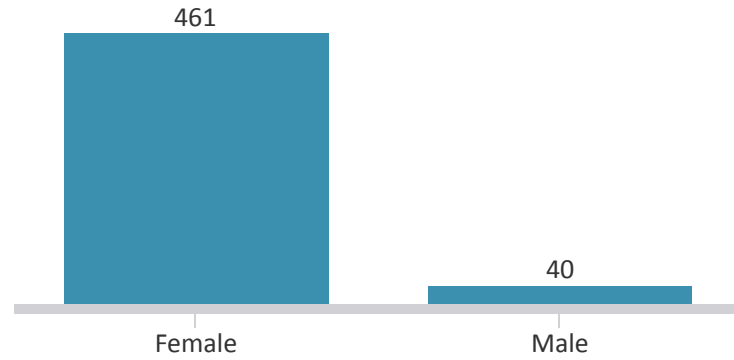
# LICENSED DENTAL ASSISTANTS PRACTICING IN DC



501

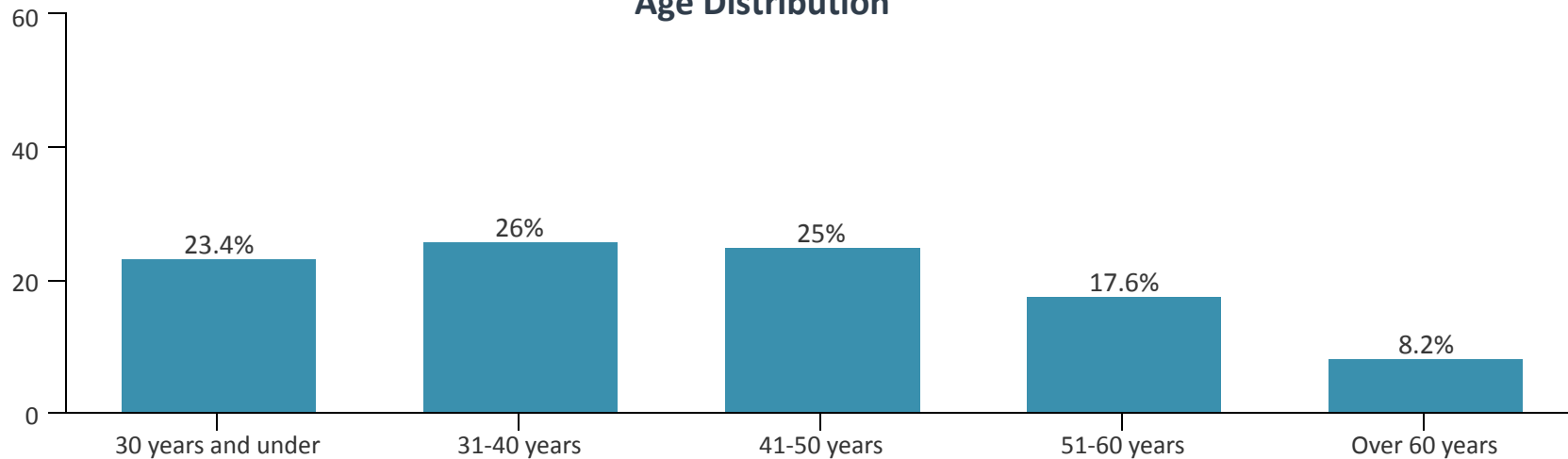
Licensed Dental Assistants Providing Clinical Care in the District of Columbia

Gender



92.0% of licensed dental assistants providing care in District of Columbia are female.

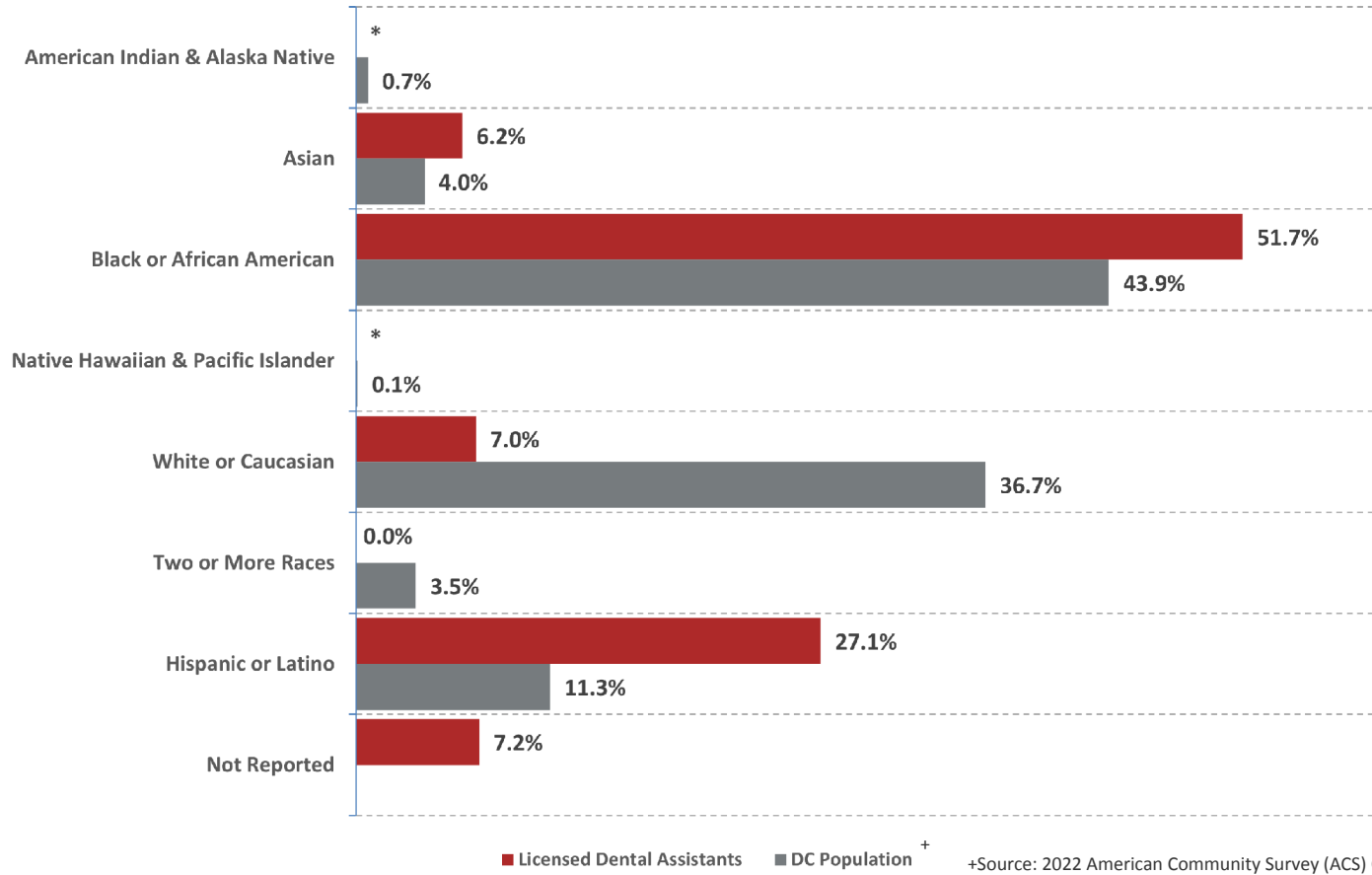
Age Distribution



# LICENSED DENTAL ASSISTANTS PRACTICING IN DC

2024 FACT SHEET

Race/Ethnicity - Licensed Dental Assistants Practicing in DC vs DC Population

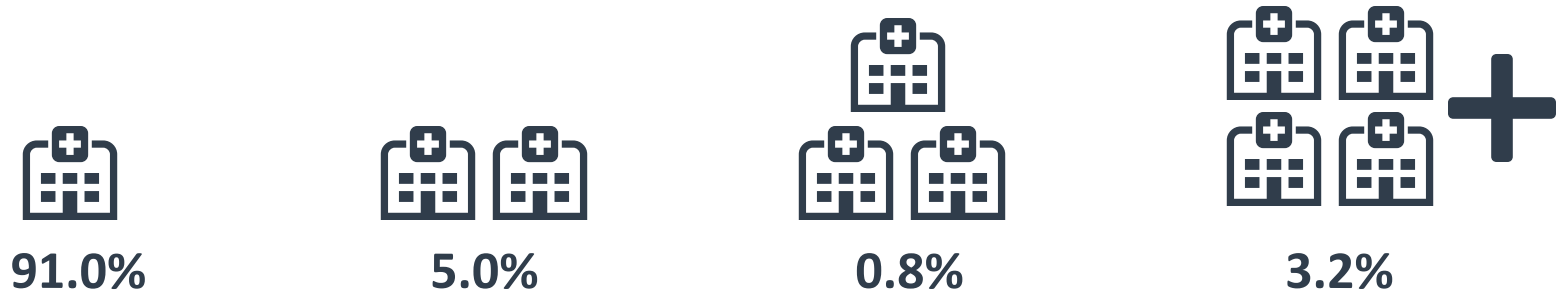


**51.7%** of licensed dental hygienists practicing in the District of Columbia are Black or African American.

The racial/ethnic distribution of licensed dental assistants practicing in the District of Columbia is not relatively similar to that of the general population, with over-representation among Black/African American (+7.8%) and Hispanic/Latino (+15.8%) dental assistants.

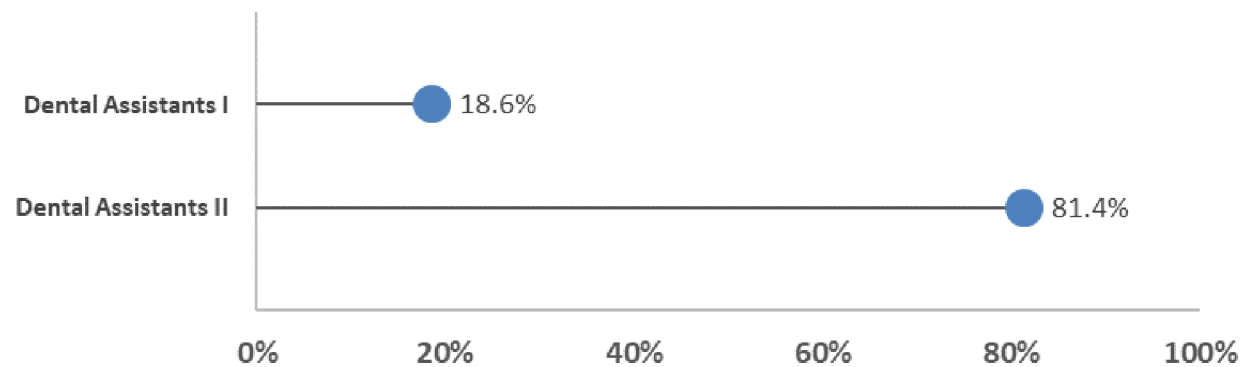
# LICENSED DENTAL ASSISTANTS PRACTICING IN DC

### Percentage of Licensed Dental Assistants Practicing in DC with Multiple Practice Locations



Approximately nine in ten licensed dental assistants report providing care at one practice location

### Licensed Dental Assistants Practicing in DC by License Type

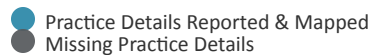
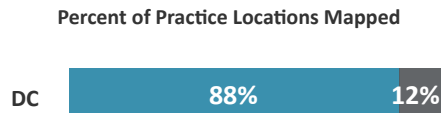
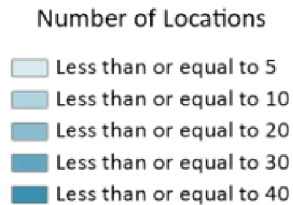
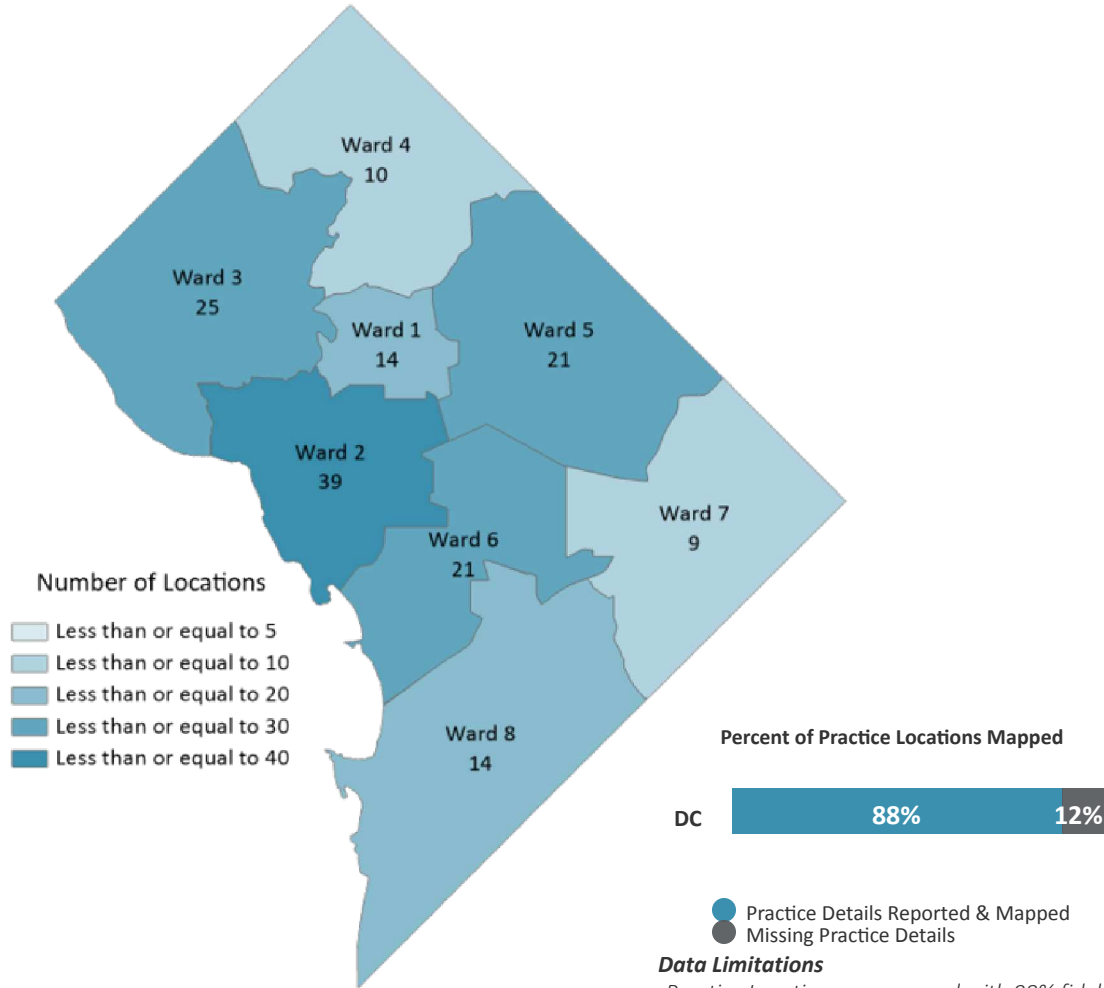


# LICENSED DENTAL ASSISTANTS PRACTICING IN DC

2024 FACT SHEET

## Overview of Clinical Care Practice Locations

### Number of Clinical Care Practice Locations by Ward



#### Data Limitations

- Practice Locations are mapped with 98% fidelity
- Missing details of the address could not be mapped


### Clinical Care Practice Findings



Locations

**41.8%**

of practice locations providing clinical care, that were reported and mapped, are located in Wards 2 & 3.



Projected Growth

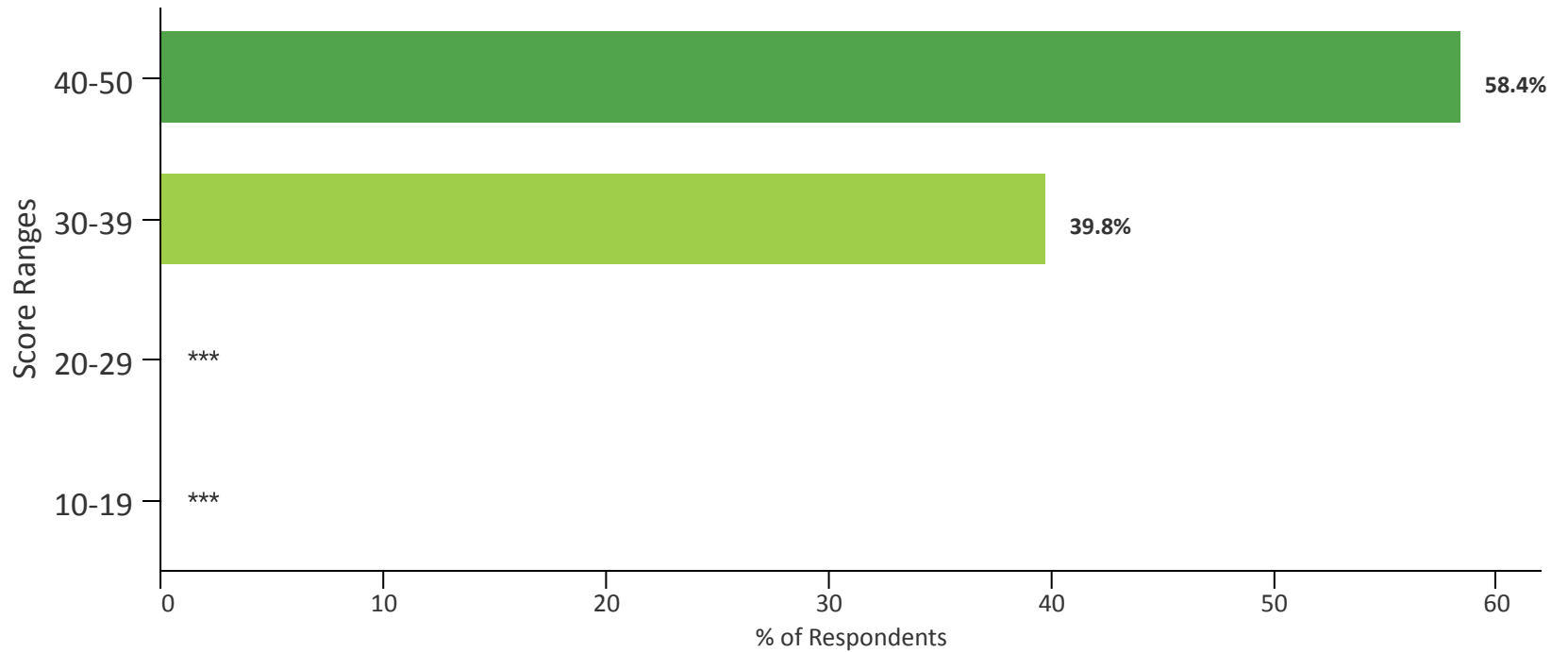
**13.3%**

of providers reported increasing their practice hours over the next two years.



# LICENSED DENTAL ASSISTANTS PRACTICING IN DC

Self-Assessment of Worklife and Wellness\* among Licensed Dental Assistants Practicing in DC\*\*  
(Mini Z 2.0 Survey - Full Scale Scores)

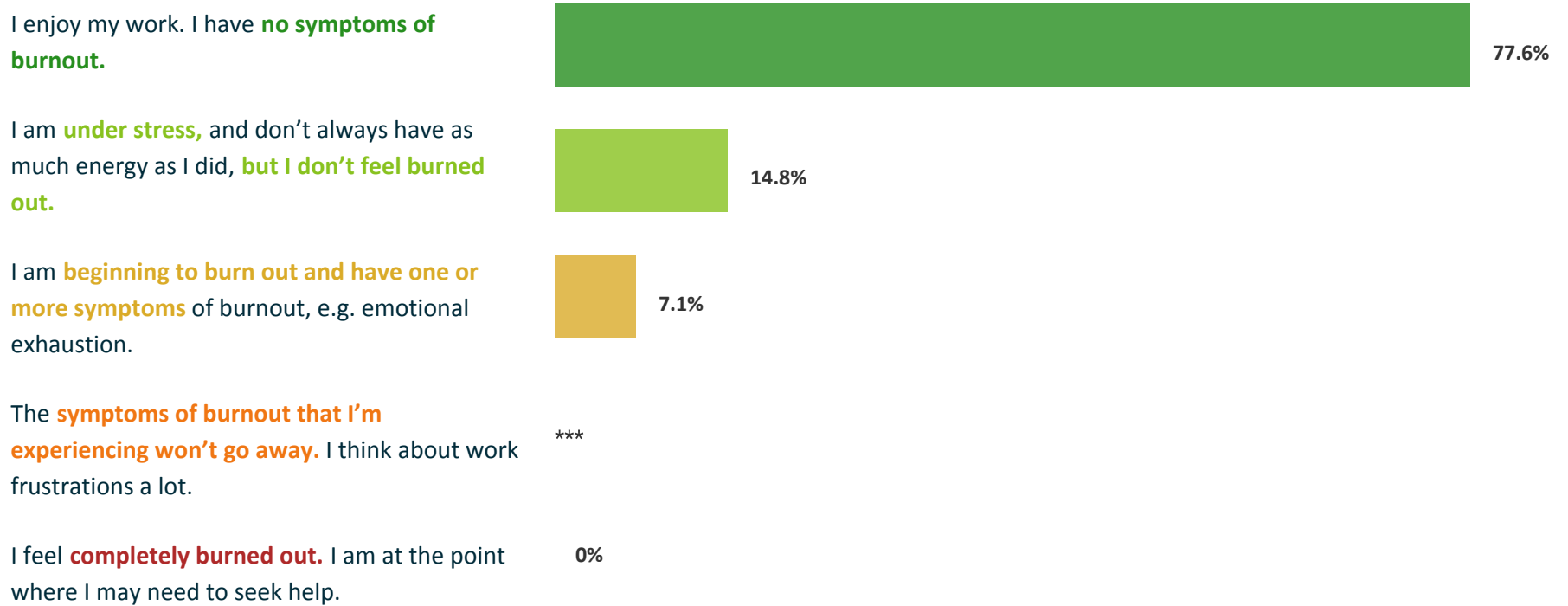


**58.4%** of licensed dental assistants practicing in the District reported Mini Z 2.0 full scale scores of 40+, indicating a **joyful workplace**.

\*The licensure survey includes the Mini Z 2.0, a 10-question tool assessing work satisfaction, stress, burnout, and 7 potential drivers of burnout in practicing clinicians; the Mini Z 2.0 is a psychometrically sound measure of worklife and wellness in practicing clinicians, validated externally against the Maslach Burnout Inventory (MBI).  
 \*\*Answering each question was optional; full scale scores are reported only for respondents who completed all Mini Z 2.0 questions; approximately 65.6 percent (329/501) of licensed dental assistants practicing in DC completed all questions on the Mini Z 2.0 survey.  
 \*\*\*Data suppressed for confidentiality when the total reported category is less than 10.

# LICENSED DENTAL ASSISTANTS PRACTICING IN DC

## Self-Assessment of Burnout\* among Licensed Dental Assistants Practicing in DC\*\* (Mini Z 2.0 Survey - Question 2 Responses)



**92.5%** of licensed dental assistants practicing DC reported experiencing **no symptoms of burnout (77.6%) or some stress but not feeling burned out (14.8%).**

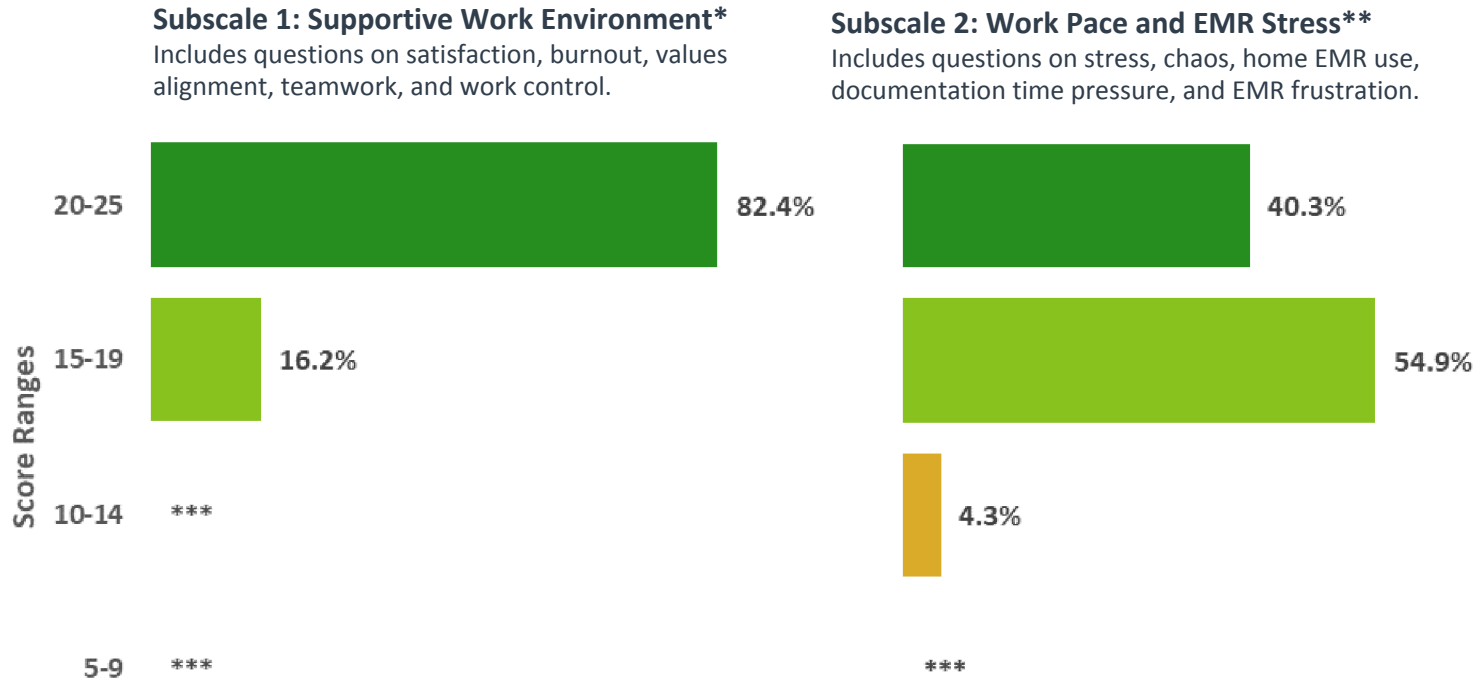
\*Assessment based on the Mini Z 2.0 burnout question; concurrent validity of the burnout question was assessed with the Maslach Burnout Inventory (MBI) emotional exhaustion (EE) subscale and determined to be a valid single-item measure of burnout.

\*\*Approximately 87.4 percent (438/501) of dental assistants practicing in DC responded to the question.

\*\*\*Data suppressed for confidentiality when the total reported category is less than 10.

# LICENSED DENTAL ASSISTANTS PRACTICING IN DC

## Self-Assessment of Worklife and Wellness among Licensed Dental Assistants Practicing in DC (Mini Z 2.0 Survey - Subscale Scores)



**82.4%**

of licensed dental assistants practicing in DC reported Subscale 1 scores of 20+, indicating a **supportive work environment.**

**40.3%**

of licensed dental assistants practicing in DC reported Subscale 2 scores of 20+, indicating **reasonable pace and manageable EMR stress.**

\*Approximately 83.8 percent (420/501) of dental assistants practicing in DC completed all questions in subscale 1.

\*\*Approximately 69.9 percent (350/501) of dental assistants practicing in DC completed all questions in subscale 2.

\*\*\*Data suppressed for confidentiality when the total reported category is less than 10.