

DC BOARD OF VETERINARY MEDICINE LICENSED VETERINARIANS

The District of Columbia's Board of Veterinary Medicine (DC BOV), supported by DC Health's Health Systems and Preparedness Administration (HSPA), licenses all veterinarians. To collect standard information across all licensing boards (e.g., demographics, workforce capacity, access to care, special topics), HSPA and the Community Health Administration (CHA) partnered to enhance the existing workforce licensure survey, which is now administered to all renewal applicants during the Board's biennial licensure renewal process.

The DC Primary Care Office (PCO) developed this fact sheet based on its analysis of 2023 DC BOV Licensure Survey data. Within, information regarding total licensed providers reflects all board-licensed providers with an active license status as of August 15, 2024. Information regarding licensees providing clinical care in DC reflects a subset of Board-licensed providers who 1. applied for license renewal during the 2023 cycle (i.e., were administered the survey); 2. reported a practice location in DC; and 3. reported providing clinical medical care to patients.


Key Findings

- Veterinarians providing care in DC are predominantly female (80%) and nearly three in five are 40 years of age or younger.
- Approximately 11 percent of veterinarians practicing in DC are Black or African American (compared to 44 percent in the general DC population), whereas approximately 72 percent are White or Caucasian (compared to 37 percent of the population).
- Approximately one in seven veterinarians reported providing care at more than one practice location.
- Approximately one in three veterinarians reported at least some symptoms of burnout.
- More than half of DC veterinarians reported work environment-related challenges and approximately eight in nine reported challenges with work pace and stress. Organizational improvements focused on creating a more supportive work environment and reducing stress may improve workforce wellness.

DC LICENSED VETERINARIANS

TABLE OF CONTENTS


Providers	Key Definitions	Pages
-----------	-----------------	-------



Total Licensed

Total number of board-licensed providers with an active license status as of August 15, 2024.

3-4




Providing Clinical Care in DC

Subset of board-licensed providers who

1. applied for license renewal during the 2023 cycle;
2. reported a practice location in DC; and
3. reported providing clinical medical care to patients.


5-11

DC LICENSED VETERINARIANS



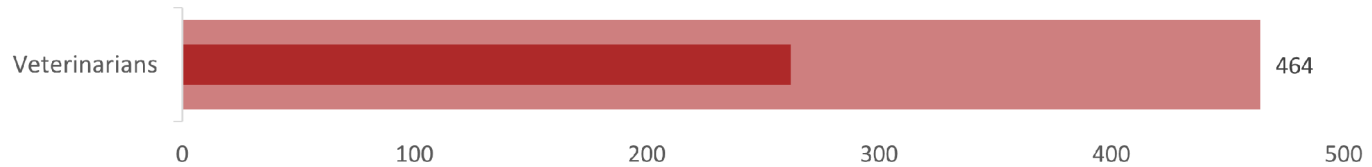
464

Total Licensed Veterinarians



262

Licensed Veterinarians Providing Clinical Care in DC



Veterinarians	
■ Providing Clinical Care in DC	262
■ Licensed in DC	464

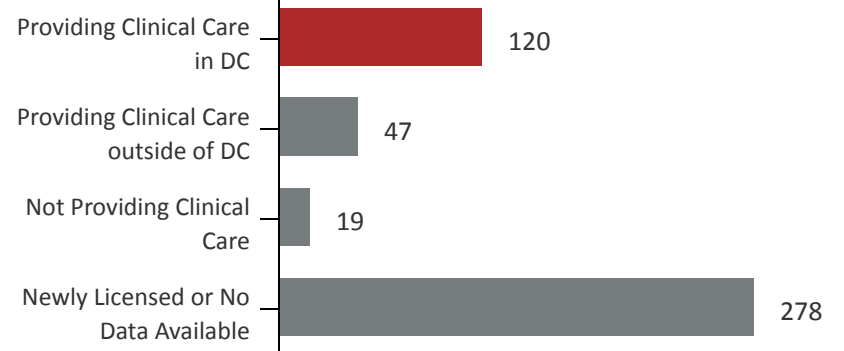
DC LICENSED VETERINARIANS



464

Total Licensed Veterinarians

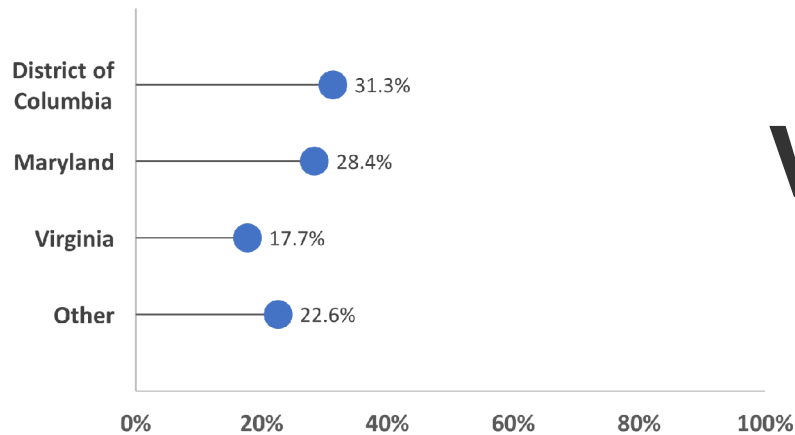
Total Licensed Veterinarians by Clinical Care Status and Location



DC Licensed Veterinarians

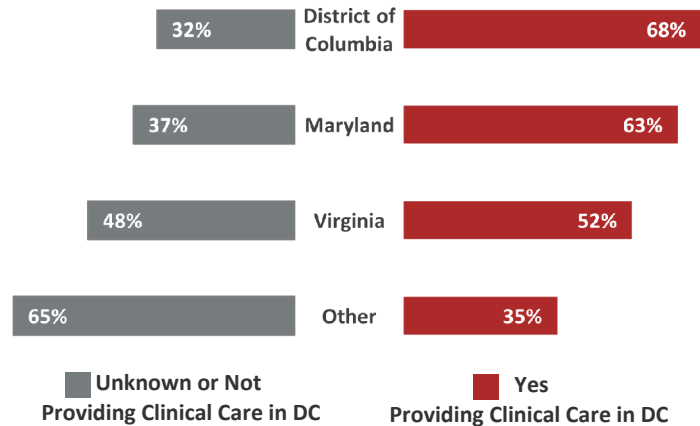
State of Residence Compared to Status of Providing Clinical Care in DC

Total Licensed State of Residence




VS

Providing Clinical Care in DC Based on State of Residence



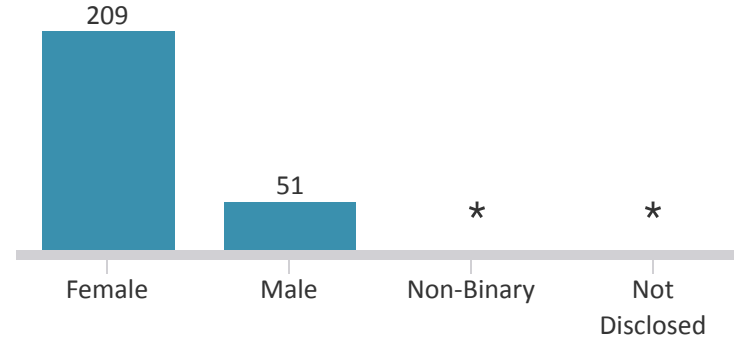
LICENSED VETERINARIANS PRACTICING IN DC



262

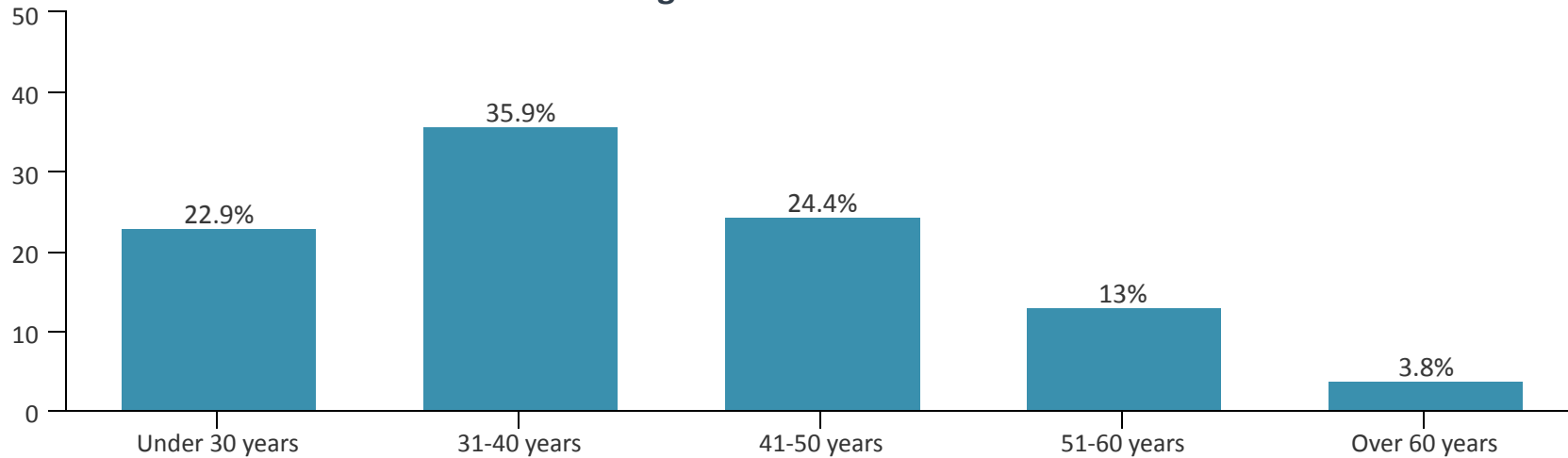
Licensed Veterinarians Providing Clinical Care in the District of Columbia

Gender



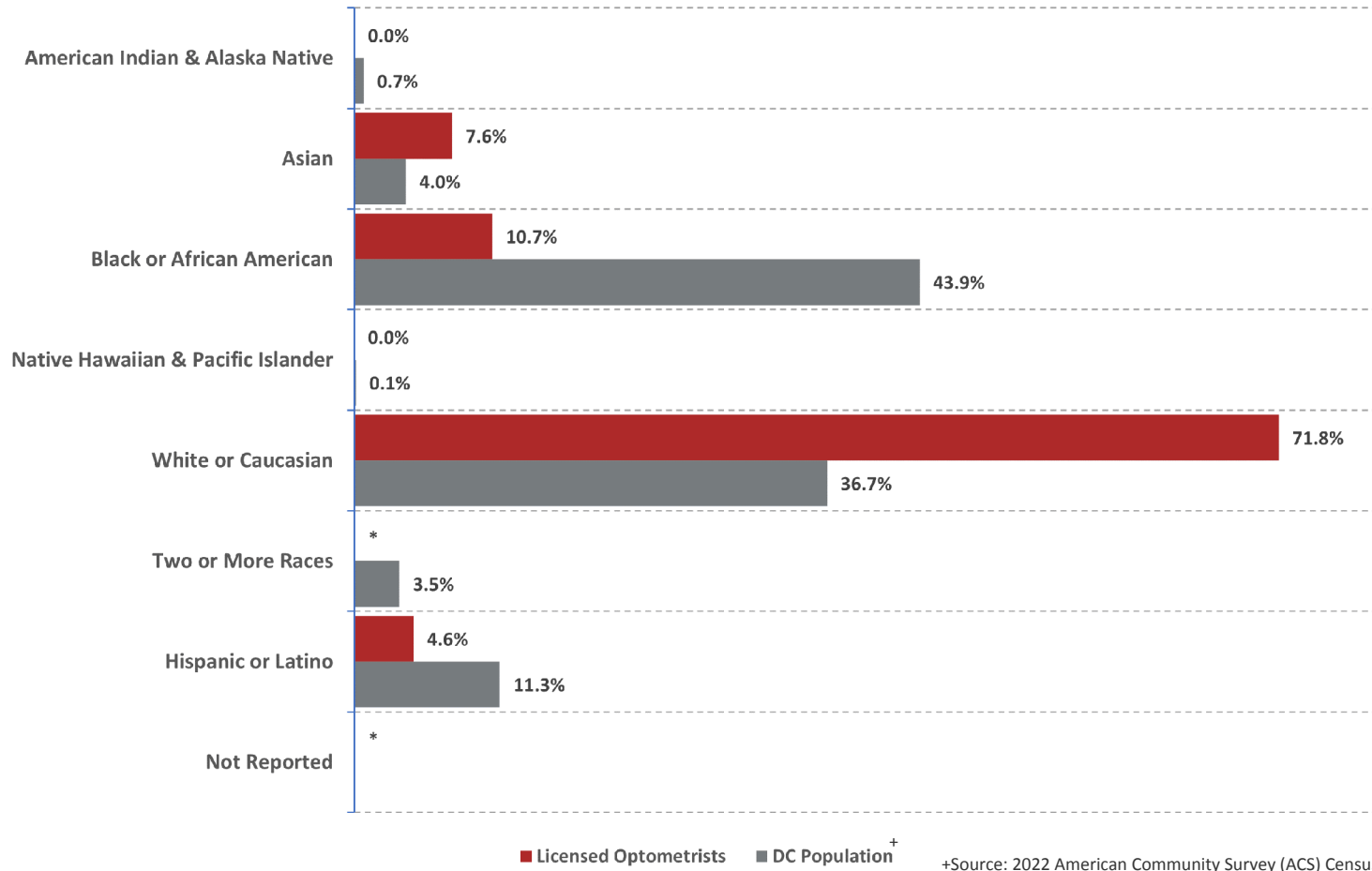
79.8% of licensed veterinarians providing care in District of Columbia are female.

Age Distribution



LICENSED VETERINARIANS PRACTICING IN DC

Race/Ethnicity - Licensed Veterinarians Practicing in DC vs DC Population




10.7% of licensed veterinarians practicing in the District of Columbia are Black or African American.

The racial/ethnic distribution of licensed veterinarians practicing in the District of Columbia does not reflect the general population; approximately 72 percent of the workforce identifies as White or Caucasian whereas less than 11 percent identify as Black or African American.

LICENSED VETERINARIANS PRACTICING IN DC

Percentage of Licensed Veterinarians Practicing in DC with Multiple Practice Locations

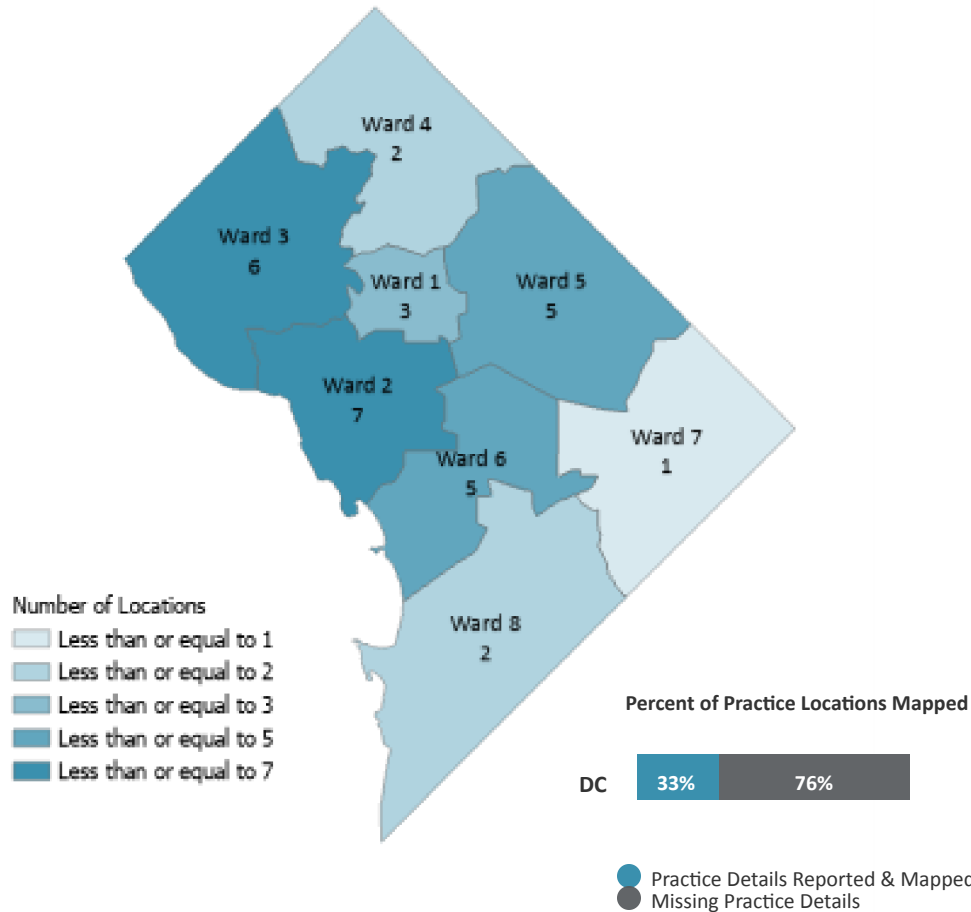


Approximately eight in ten veterinarians report providing care at a single practice location

LICENSED VETERINARIANS PRACTICING IN DC

Overview of Clinical Care Practice Locations

Number of Clinical Care Practice Locations by Ward



Data Limitations

- Practice Locations are mapped with 80% fidelity
- Missing details of the address could not be mapped


Clinical Care Practice Findings



Locations

40%

of practice locations providing clinical care, that were reported and mapped, are located in Ward 2 & 3.



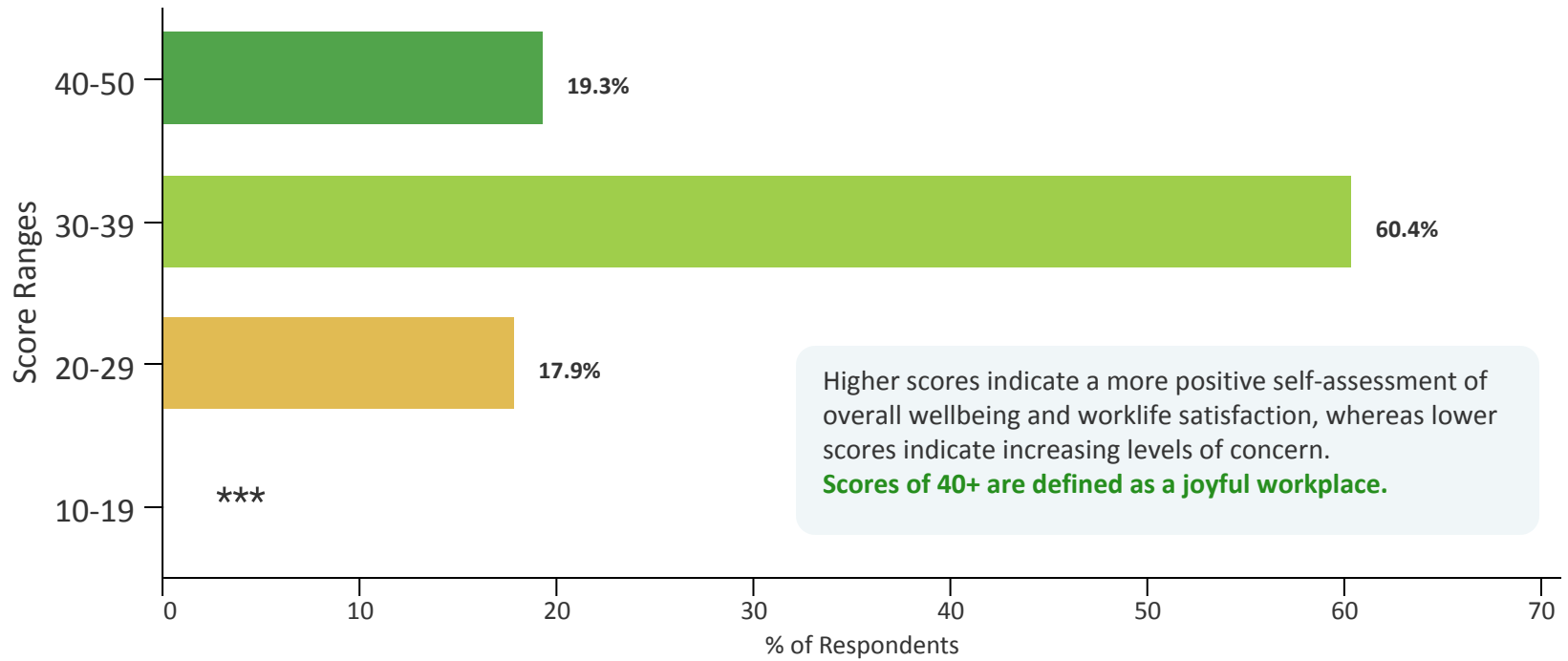
Projected Growth

5%

of providers reported increasing their practice hours or adding a practice location over the next two years.

LICENSED VETERINARIANS PRACTICING IN DC

Self-Assessment of Worklife and Wellness* among Licensed Veterinarians Practicing in DC**
(Mini Z 2.0 Survey - Full Scale Scores)



19.3% of licensed veterinarians practicing in the District reported Mini Z 2.0 full scale scores of 40+, indicating a **joyful workplace**.

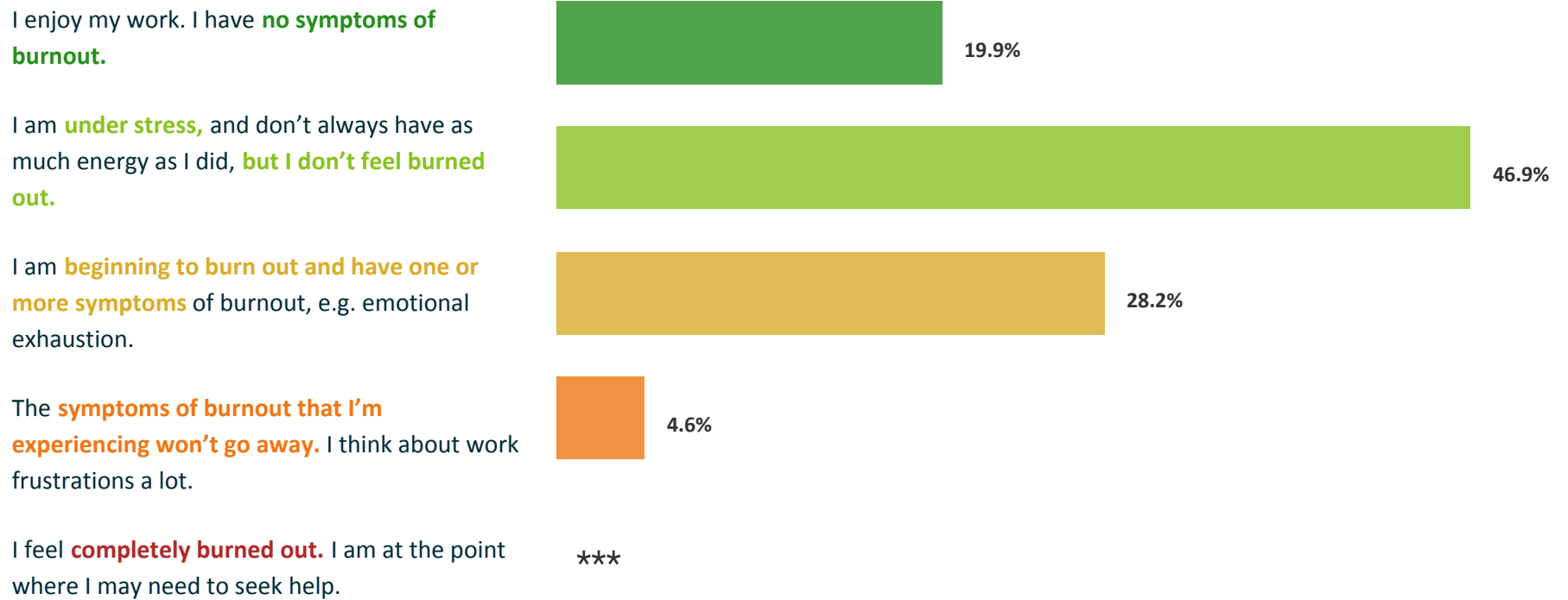
*The licensure survey includes the Mini Z 2.0, a 10-question tool assessing work satisfaction, stress, burnout, and 7 potential drivers of burnout in practicing clinicians; the Mini Z 2.0 is a psychometrically sound measure of worklife and wellness in practicing clinicians, validated externally against the Maslach Burnout Inventory (MBI).

**Answering each question was optional; full scale scores are reported only for respondents who completed all Mini Z 2.0 questions; approximately 80.9 percent (212/262) of licensed veterinarians practicing in DC completed all questions on the Mini Z 2.0 survey.

***Data suppressed for confidentiality when the total reported category is less than 10.

LICENSED VETERINARIANS PRACTICING IN DC

Self-Assessment of Burnout* among Licensed Veterinarians Practicing in DC**
(Mini Z 2.0 Survey - Question 2 Responses)



66.8% of licensed veterinarians practicing in DC reported experiencing **no symptoms of burnout (19.9%) or some stress but not feeling burned out (46.9%).**

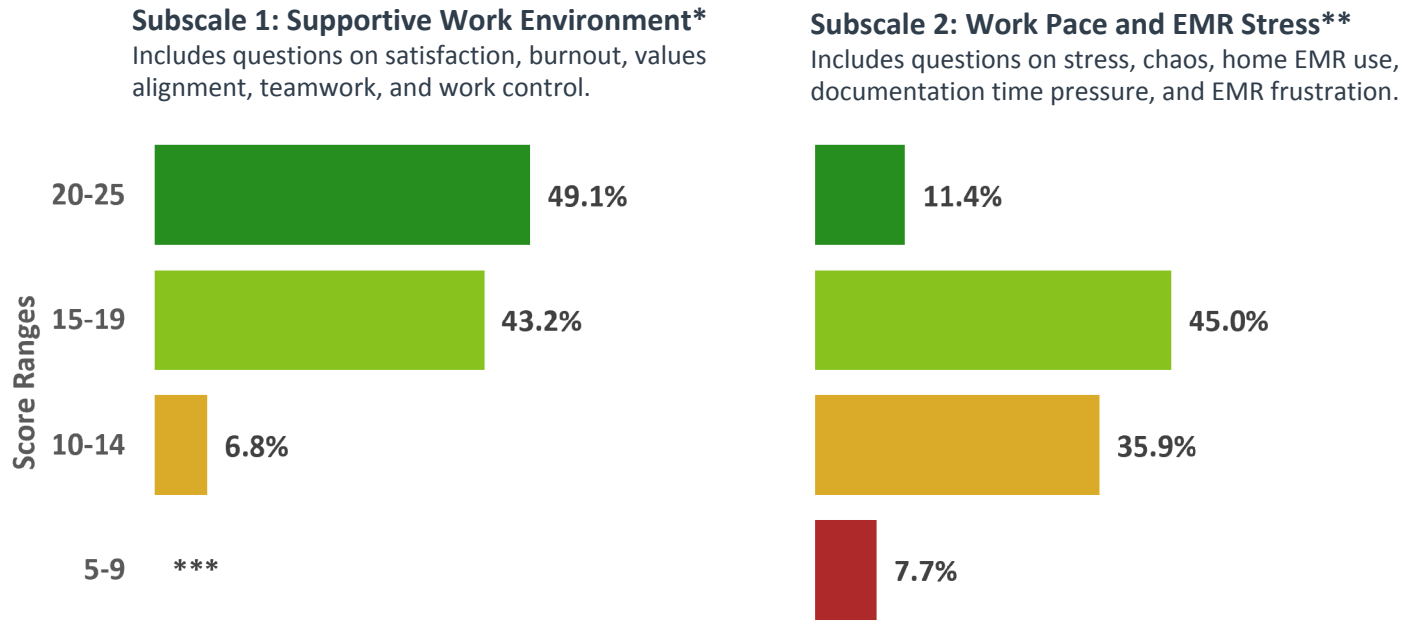
*Assessment based on the Mini Z 2.0 burnout question; concurrent validity of the burnout question was assessed with the Maslach Burnout Inventory (MBI) emotional exhaustion (EE) subscale and determined to be a valid single-item measure of burnout.

**Approximately 92.0 percent (241/262) of veterinarians practicing in DC responded to the question.

***Data suppressed for confidentiality when the total reported category is less than 10.

LICENSED VETERINARIANS PRACTICING IN DC

Self-Assessment of Worklife and Wellness among Licensed Veterinarians Practicing in DC (Mini Z 2.0 Survey - Subscale Scores)



49.1%
of licensed veterinarians practicing in DC reported Subscale 1 scores of 20+, indicating a **supportive work environment.**

11.4%
of licensed veterinarians practicing in DC reported Subscale 2 scores of 20+, indicating **reasonable pace and manageable EMR stress.**

*Approximately 88.5 percent (232/262) of veterinarians practicing in DC completed all questions in subscale 1.
 **Approximately 77.5 percent (203/262) of veterinarians practicing in DC completed all questions in subscale 2.
 ***Data suppressed for confidentiality when the total reported category is less than 10.