

DC BOARD OF SOCIAL WORK LICENSED SOCIAL WORKERS

The District of Columbia's Board of Social Work (DC BOSW), supported by DC Health's Health Systems and Preparedness Administration (HSPA), licenses all independent clinical social workers (LCSW), graduate social workers (LGSW), social work associates, (LSWA), and independent social workers (LISW). To collect standard information across all licensing boards (e.g., demographics, workforce capacity, access to care, special topics), HSPA and the Community Health Administration (CHA) partnered to enhance the existing workforce licensure survey, which is now administered to all renewal applicants during the Board's biennial licensure renewal process.



The DC Primary Care Office (PCO) developed this fact sheet based on its analysis of 2023 DC BOSW Licensure Survey data. Within, information regarding total licensed providers reflects all board-licensed providers with an active license status as of August 15, 2024. Information regarding licensees providing clinical care in DC reflects a subset of Board-licensed providers who 1. applied for license renewal during the 2023 cycle (i.e., were administered the survey); 2. reported a practice location in DC; and 3. reported providing clinical medical care to patients.

Key Findings


- Overall, there are three times as many independent social workers (4,886) as there are graduate social workers (1,502) licensed by the Board of Social Work.
- Seventeen percent of social workers providing clinical care in DC are 60 years of age or older, which will have an impact on access to care as these individuals consider retirement over the next few years.
- The majority (65.7%) of social workers practicing in DC reported they had a supportive work environment, but many reported challenges with their work pace and EMR stress. Organizational improvements in work pace and EMR stress may improve workforce wellness.

DC LICENSED SOCIAL WORKERS (LGSW, LICSW, LISW, LSWA)

TABLE OF CONTENTS

Providers	Key Definitions	Pages
	<p>Total Licensed</p> <p>Total number of board-licensed providers with an active license status as of August 15, 2024.</p>	<p>3-4</p>
<hr/>		
	<p>Providing Clinical Care in DC</p> <p>Subset of board-licensed providers who</p> <ol style="list-style-type: none"> 1. applied for license renewal during the 2023 cycle; 2. reported a practice location in DC; and 3. reported providing clinical medical care to patients. 	<p>5-11</p>

DC LICENSED SOCIAL WORKERS (LGSW, LICSW, LISW, LSWA)



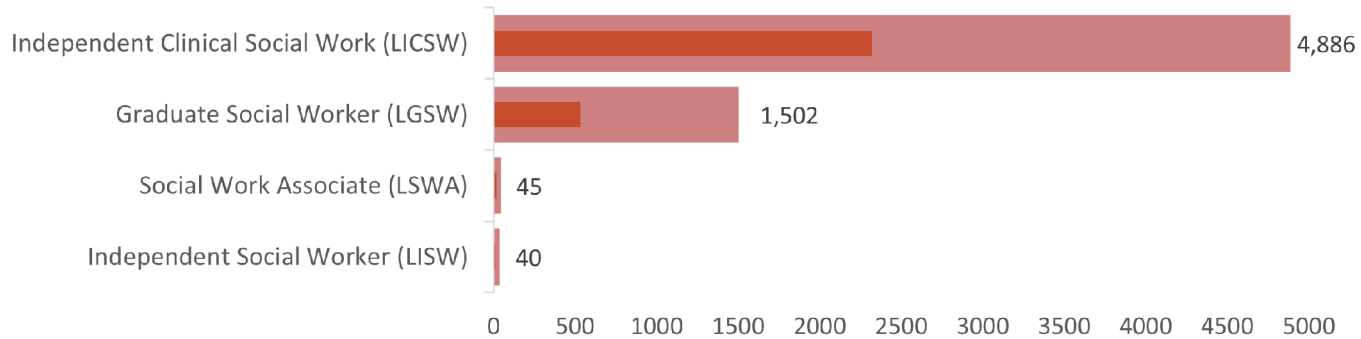
6,473

Total Licensed Social Workers



2,882

Licensed Social Workers Providing Clinical Care in DC



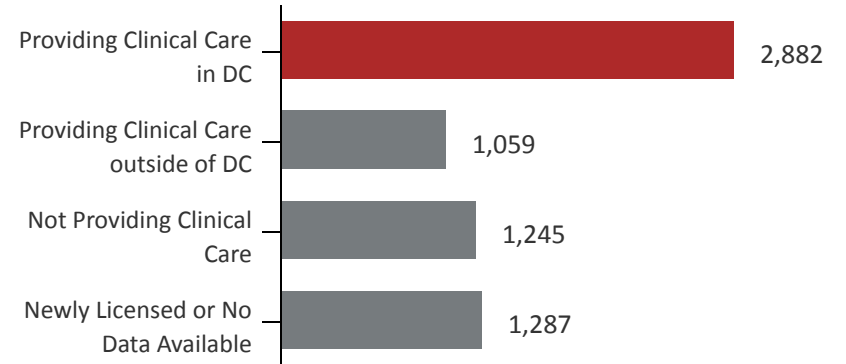
	Independent Social Worker (LISW)	Social Work Associate (LSWA)	Graduate Social Worker (LGSW)	Independent Clinical Social Work (LICSW)
Providing Clinical Care in DC	12	16	532	2,322
Total Licensed	40	45	1,502	4,886

DC LICENSED SOCIAL WORKERS (LGSW, LICSW, LISW, LSWA)

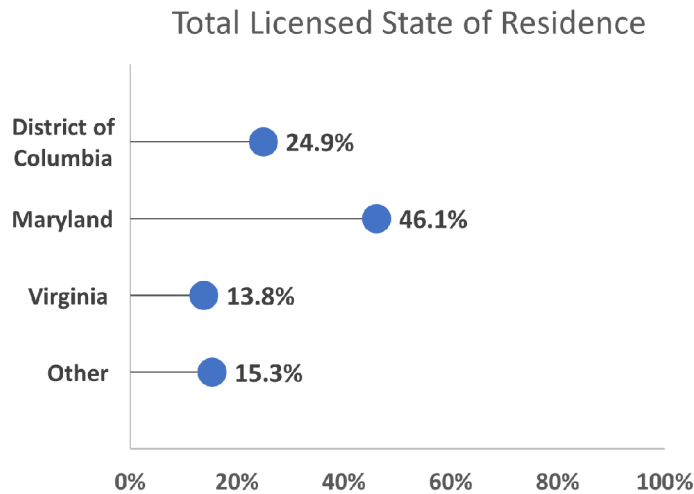


6,473
Total Licensed
Social Workers

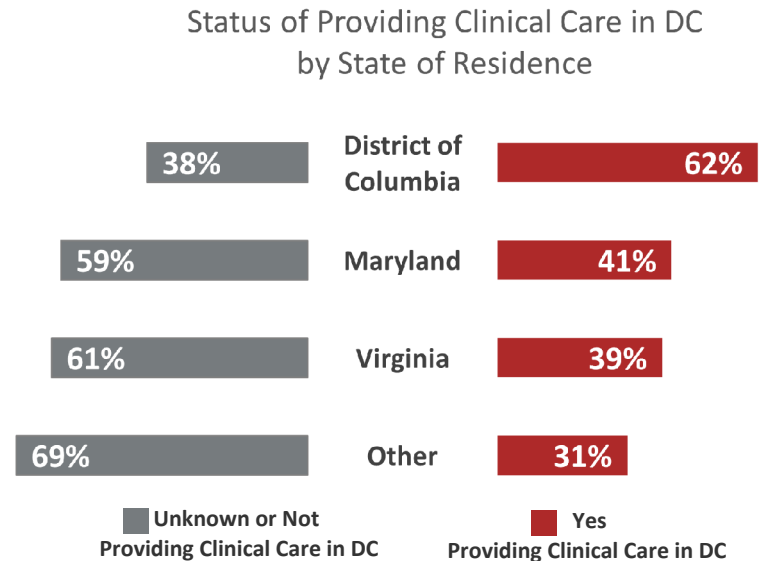
Total Licensed Social Workers
by Clinical Care Status and Location



DC Licensed Social Workers
State of Residence Compared to Status of Providing Clinical Care in DC



VS



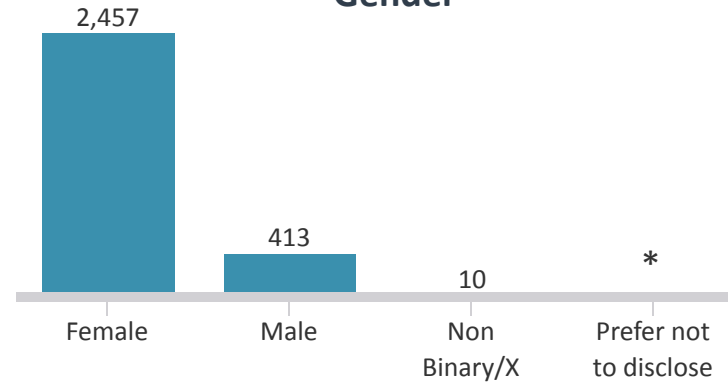
LICENSED SOCIAL WORKERS PRACTICING IN DC



2,882

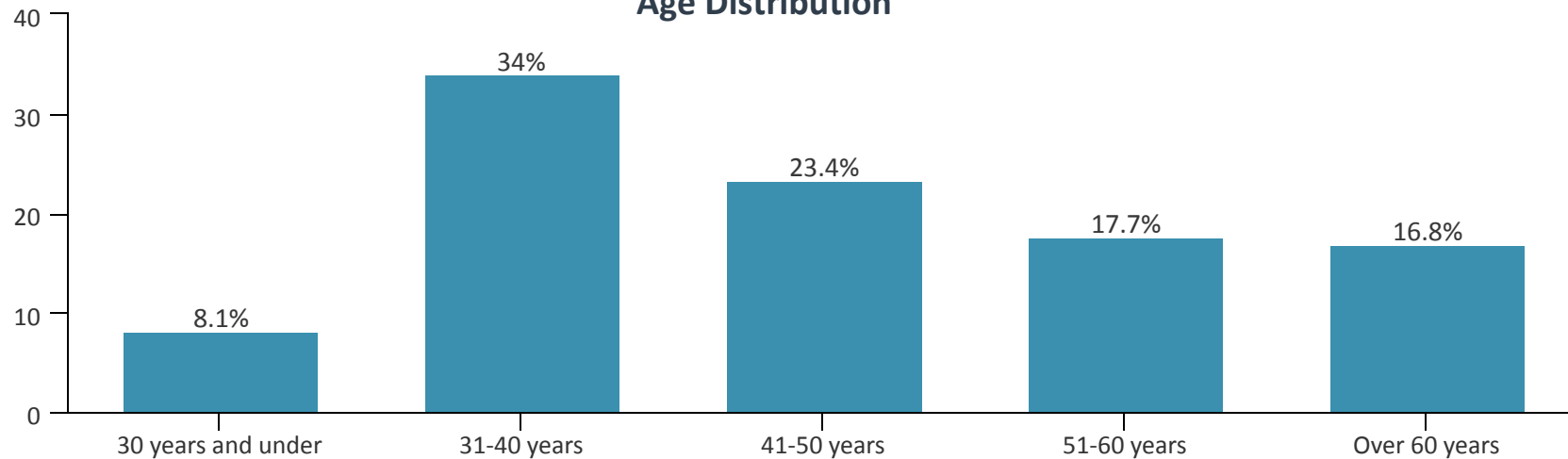
Licensed Social Workers Providing Clinical Care in the District of Columbia

Gender



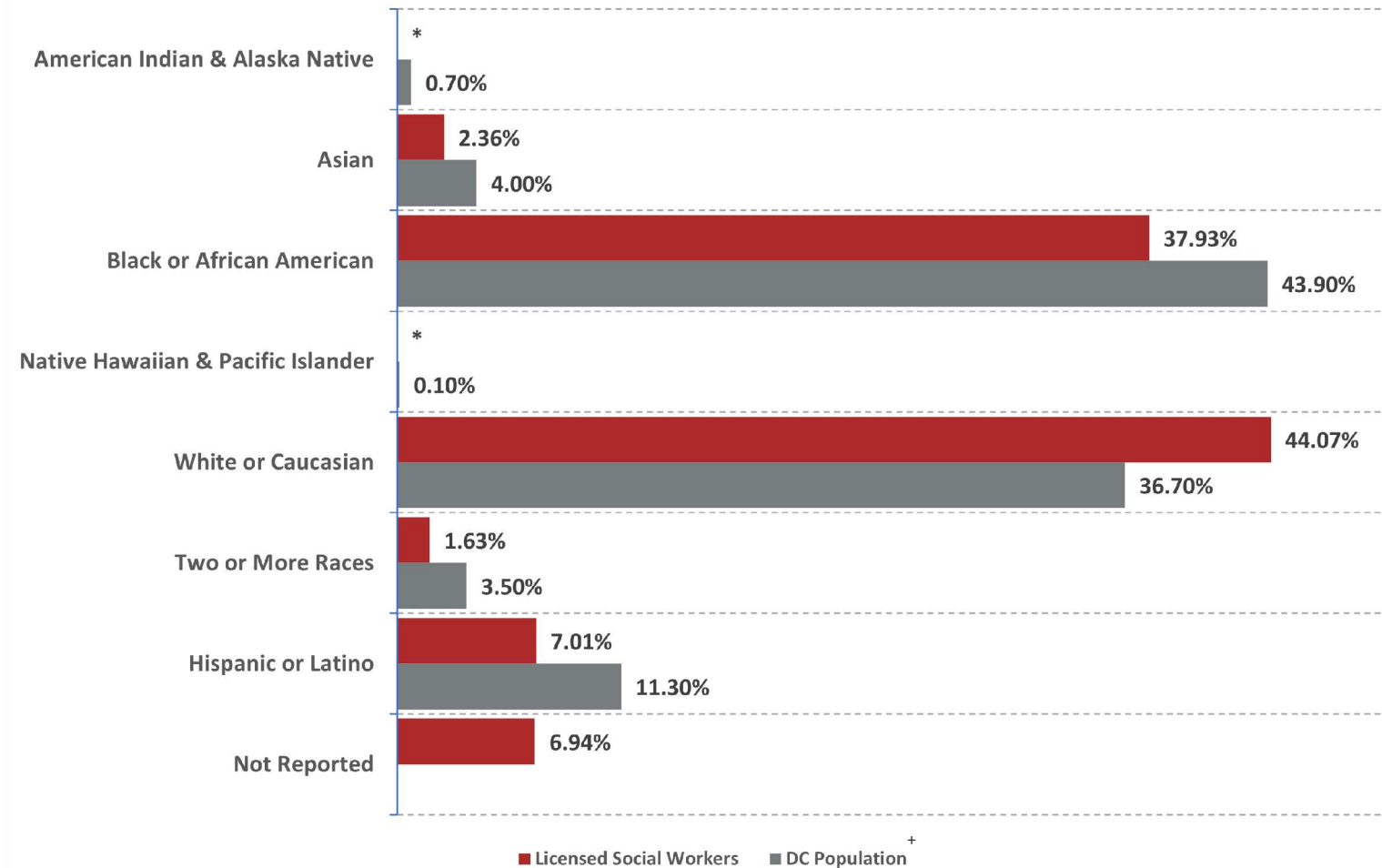
85.3% of licensed social workers providing care in District of Columbia are female.

Age Distribution



LICENSED SOCIAL WORKERS PRACTICING IN DC

Race/Ethnicity - Licensed Social Workers Practicing in DC vs DC Population



+Source: 2022 American Community Survey (ACS) Census data DC Population



37.9% of licensed social workers practicing in the District of Columbia are Black or African American.

The racial/ethnic distribution of licensed social workers practicing in the District of Columbia is relatively similar to that of the general population, with under-representations among Hispanic or Latino (-4.3%), Black or African American (-6.0%), and Asian (-1.6%) social workers.

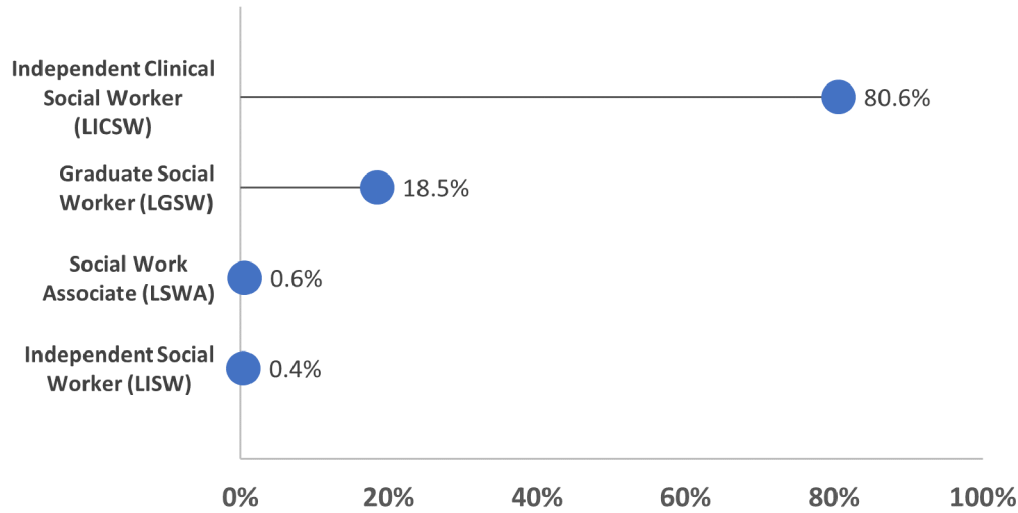
LICENSED SOCIAL WORKERS PRACTICING IN DC

Percentage of Licensed Social Workers Practicing in DC with Multiple Practice Locations



Approximately eight in ten social workers report providing care at a single practice location

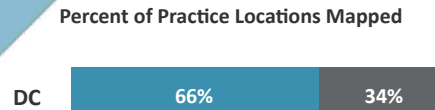
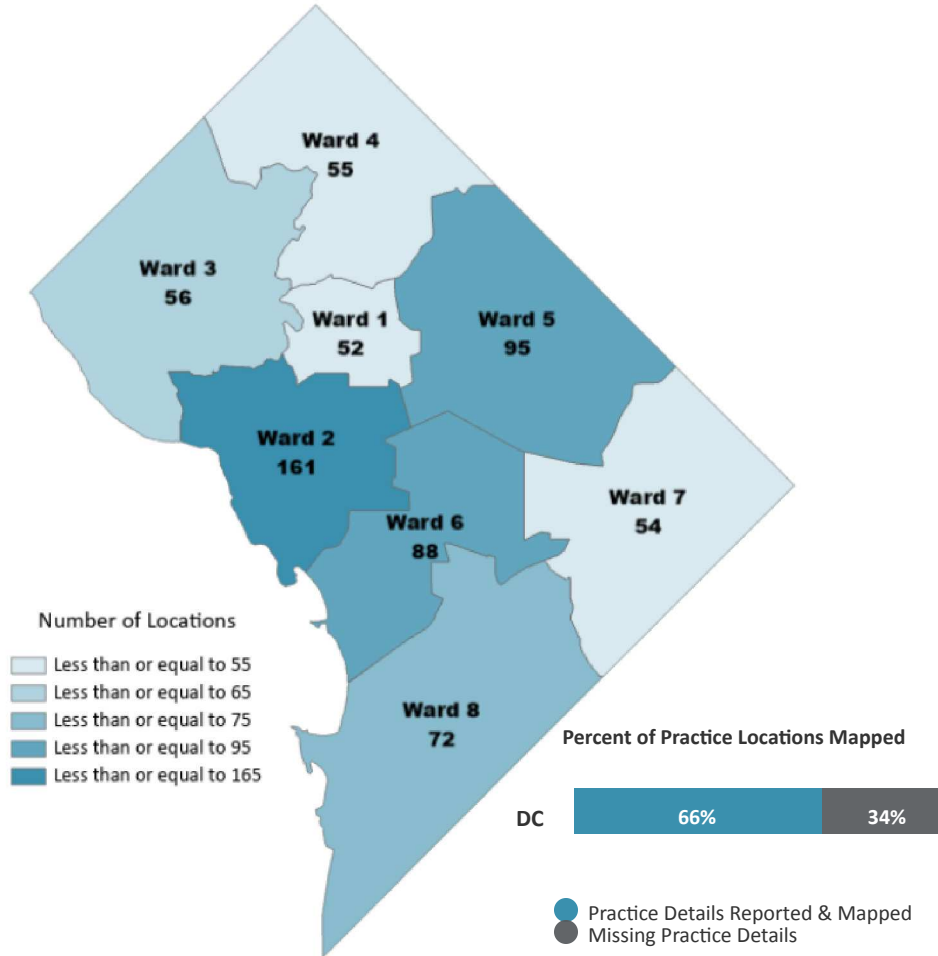
Licensed Social Workers Practicing in DC by License Type



LICENSED SOCIAL WORKERS PRACTICING IN DC

Overview of Clinical Care Practice Locations

Number of Clinical Care Practice Locations by Ward



Data Limitations

- Practice Locations are mapped with 80% fidelity
- Missing details of the address could not be mapped


Clinical Care Practice Findings



Locations

25%

of practice locations providing clinical care, that were reported and mapped, are located in Ward 2.



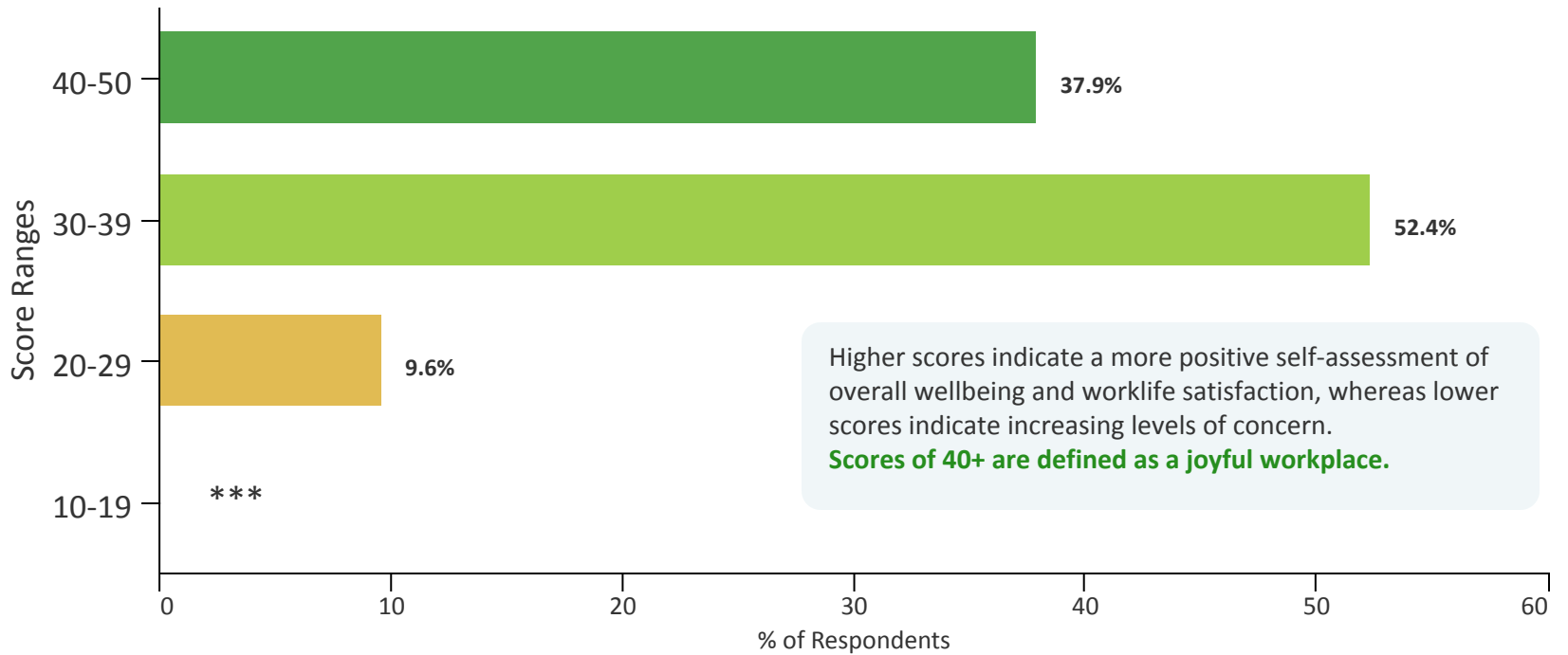
Projected Growth

12%

of providers reported increasing their practice hours or adding a practice location over the next two years.

LICENSED SOCIAL WORKERS PRACTICING IN DC

Self-Assessment of Worklife and Wellness* among Licensed Social Workers Practicing in DC**
(Mini Z 2.0 Survey - Full Scale Scores)



37.9% of licensed social workers practicing in the District reported Mini Z 2.0 full scale scores of 40+, indicating a **joyful workplace**.

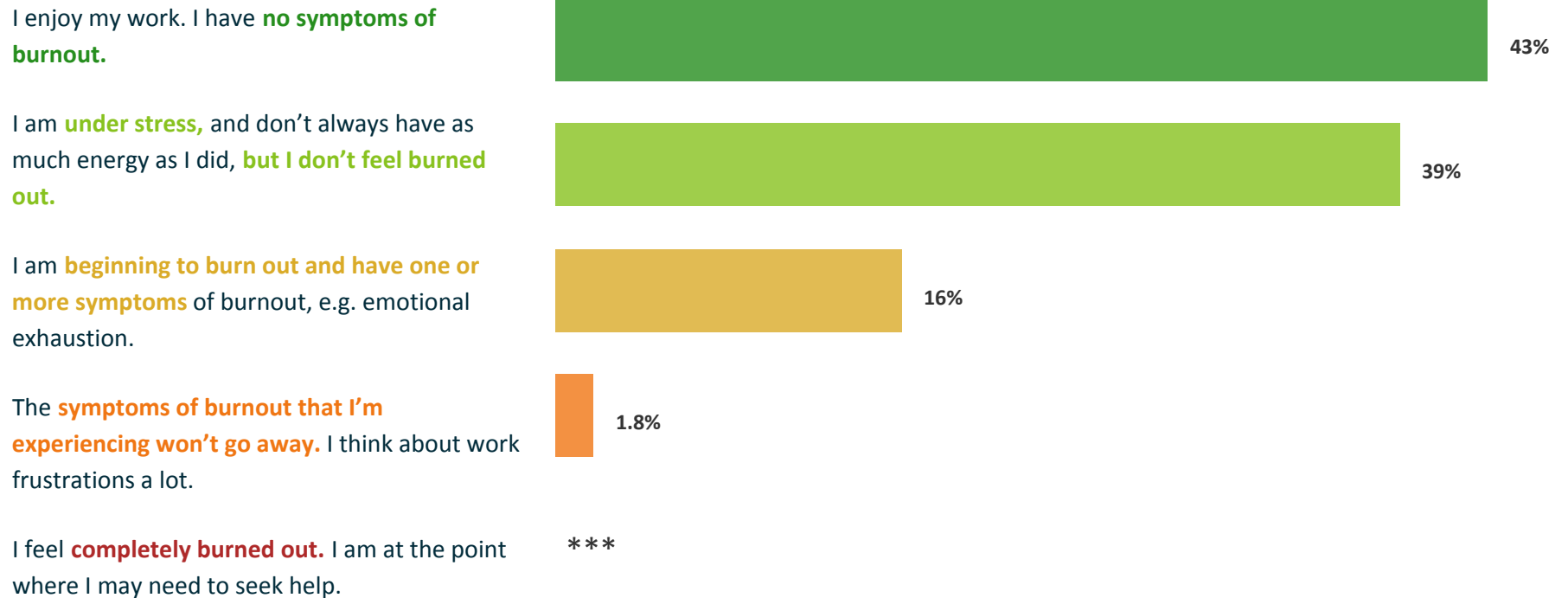
*The licensure survey includes the Mini Z 2.0, a 10-question tool assessing work satisfaction, stress, burnout, and 7 potential drivers of burnout in practicing clinicians; the Mini Z 2.0 is a psychometrically sound measure of worklife and wellness in practicing clinicians, validated externally against the Maslach Burnout Inventory (MBI).

**Answering each question was optional; full scale scores are reported only for respondents who completed all Mini Z 2.0 questions; approximately 69.8 percent (2,011/2,882) of licensed social workers practicing in DC completed all questions on the Mini Z 2.0 survey.

***Data suppressed for confidentiality when the total reported category is less than 10.

LICENSED SOCIAL WORKERS PRACTICING IN DC

Self-Assessment of Burnout* among Licensed Social Workers Practicing in DC** (Mini Z 2.0 Survey - Question 2 Responses)



82.0% of licensed social workers practicing DC reported experiencing **no symptoms of burnout (43.0%) or some stress but not feeling burned out (39.0%).**

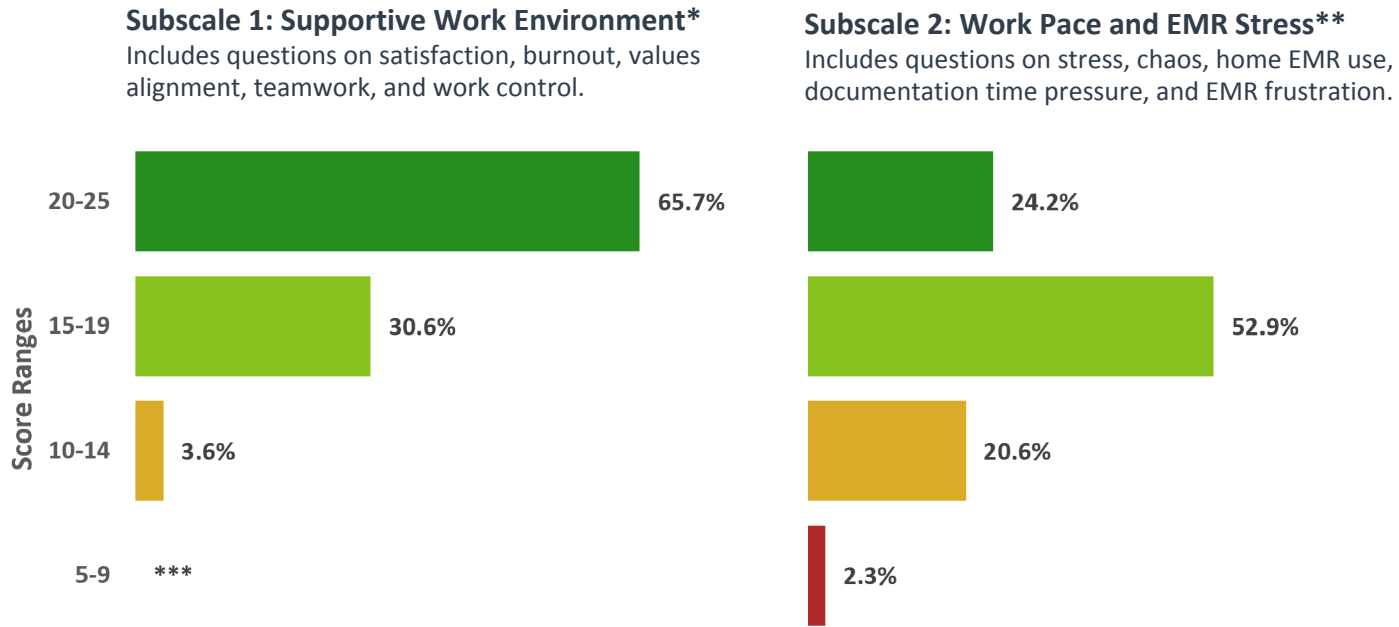
*Assessment based on the Mini Z 2.0 burnout question; concurrent validity of the burnout question was assessed with the Maslach Burnout Inventory (MBI) emotional exhaustion (EE) subscale and determined to be a valid single-item measure of burnout.

**Approximately 92.7 percent (2,672/2,882) of social workers practicing in DC responded to the question.

***Data suppressed for confidentiality when the total reported category is less than 10.

LICENSED SOCIAL WORKERS PRACTICING IN DC

Self-Assessment of Worklife and Wellness among Licensed Social Workers Practicing in DC (Mini Z 2.0 Survey - Subscale Scores)



65.7%

of licensed social workers practicing in DC reported Subscale 1 scores of 20+, indicating a **supportive work environment**.

24.2%

of licensed social workers practicing in DC reported Subscale 2 scores of 20+, indicating **reasonable pace and manageable EMR stress**.

*Approximately 78.1 percent (2,252/2882) of social workers practicing in DC completed all questions in subscale 1.

** Approximately 78.9 percent (2,275/2,882) of social workers practicing in DC completed all questions in subscale 2.

***Data suppressed for confidentiality when the total reported category is less than 10.