

DC BOARD OF DENTISTRY LICENSED DENTAL HYGIENISTS

The District of Columbia’s Board of Dentistry (DC BOD), supported by DC Health's Health Systems and Preparedness Administration (HSPA), licenses all dental hygienists. To collect standard information across all licensing boards (e.g., demographics, workforce capacity, access to care, special topics), HSPA and the Community Health Administration (CHA) partnered to enhance the existing workforce licensure survey, which is now administered to all renewal applicants during the Board’s biennial licensure renewal process.



The DC Primary Care Office (PCO) developed this fact sheet based on its analysis of 2023 DC BOD Licensure Survey data. Within, information regarding total licensed providers reflects all board-licensed providers with an active license status as of March 19, 2024. Information regarding licensees providing clinical care in DC reflects a subset of Board-licensed providers who 1. applied for license renewal during the 2023 cycle (i.e., were administered the survey); 2. reported a practice location in DC; and 3. reported providing clinical medical care to patients.

Key Findings

- More than eighty percent of licensed dental hygienists reside outside of District, with the majority of dental hygienists residing within the state of Maryland (48%).
- There is a standard age distribution of dental hygienists providing clinical care within the District. More than sixty percent of licensed dental hygienists are age fifty or younger.

DC LICENSED DENTAL HYGIENISTS

TABLE OF CONTENTS

Providers	Key Definitions	Pages
	Total Licensed Total number of board-licensed providers with an active license status as of March 19, 2024.	3-4
	Providing Clinical Care in DC Subset of board-licensed providers who 1. applied for license renewal during the 2023 cycle; 2. reported a practice location in DC; and 3. reported providing clinical medical care to patients.	5-11

DC LICENSED DENTAL HYGIENISTS



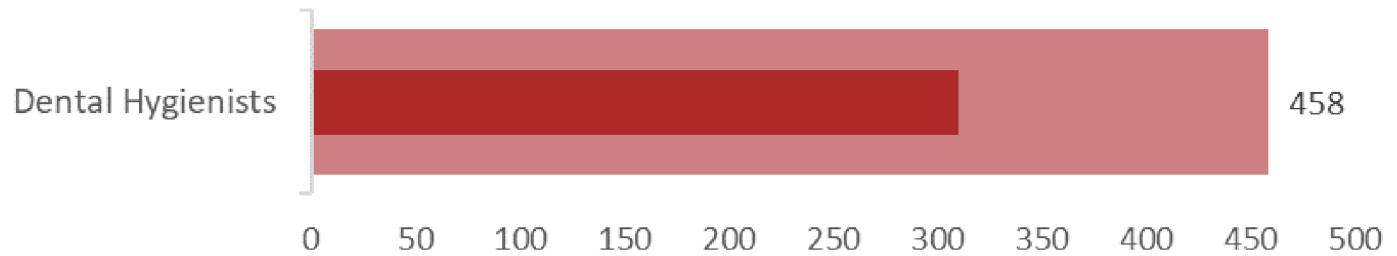
458

Total Licensed Dental Hygienists



310

Licensed Dental Hygienists Providing Clinical Care in DC

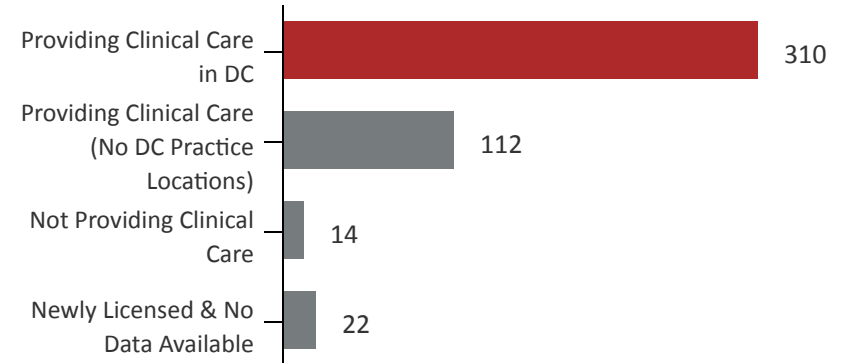


Dental Hygienists	
■ Providing Clinical Care in DC	310
■ Licensed in DC	458

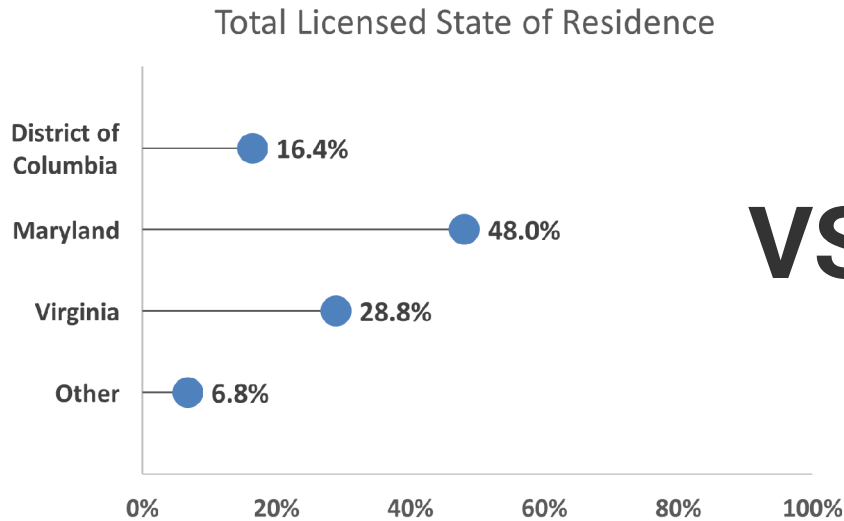
DC LICENSED DENTAL HYGIENISTS



**Total Licensed Dental Hygienists
by Clinical Care Status and Practice Location**

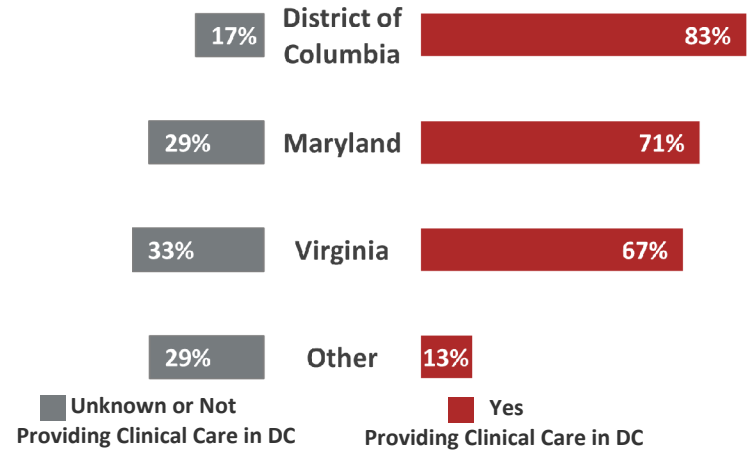


State of Residence Among DC Licensed Dental Hygienists



VS

**Status of Providing Clinical Care in DC
by State of Residence**



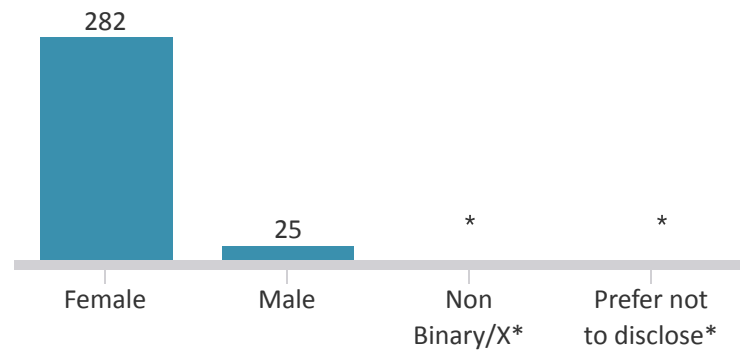
LICENSED DENTAL HYGIENISTS PRACTICING IN DC



310

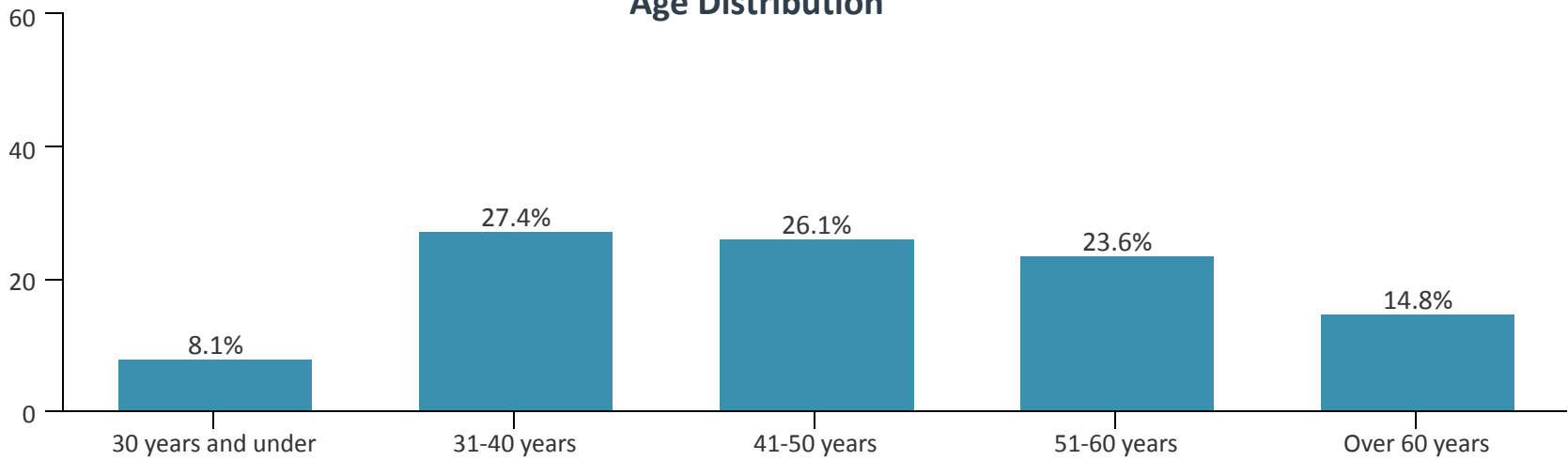
Licensed Dental Hygienists Providing Clinical Care in the District of Columbia

Gender



91% of licensed dental hygienists providing care in District of Columbia are female.

Age Distribution

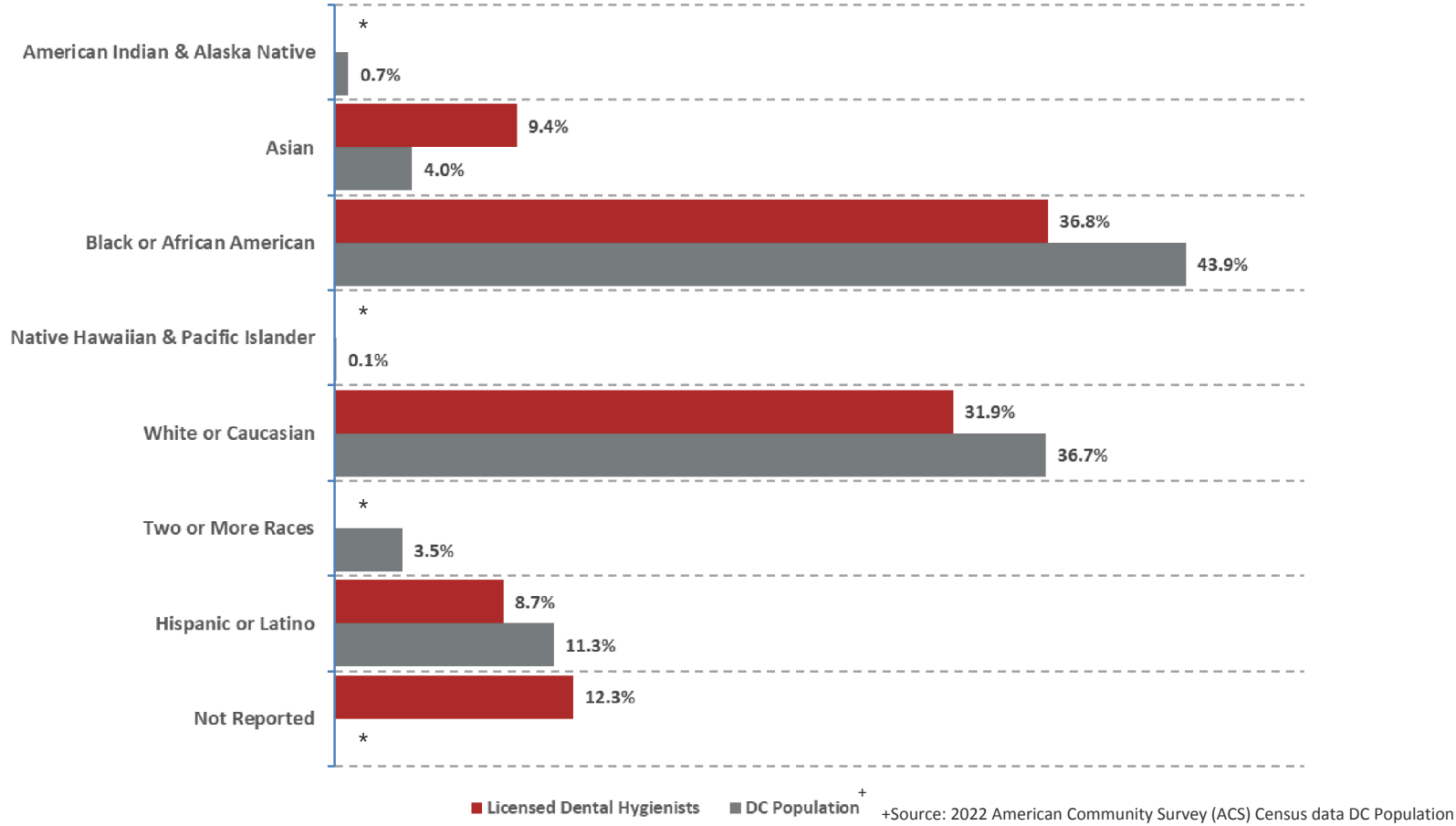


*Data suppressed for confidentiality when the total reported category is less than 10.

LICENSED DENTAL HYGIENISTS PRACTICING IN DC

2024 FACT SHEET

Race/Ethnicity - Licensed Dental Hygienists Practicing in DC vs DC Population




36.8% of licensed dental hygienists practicing in the District of Columbia are Black or African American.

The racial/ethnic distribution of licensed dental hygienists practicing in the District of Columbia is relatively similar to that of the general population, with slight over-representations among Asian (+5.4%) dental hygienists.

LICENSED DENTAL HYGIENISTS PRACTICING IN DC

2024 FACT SHEET

Percentage of Licensed Dental Hygienists Practicing in DC with Multiple Practice Locations

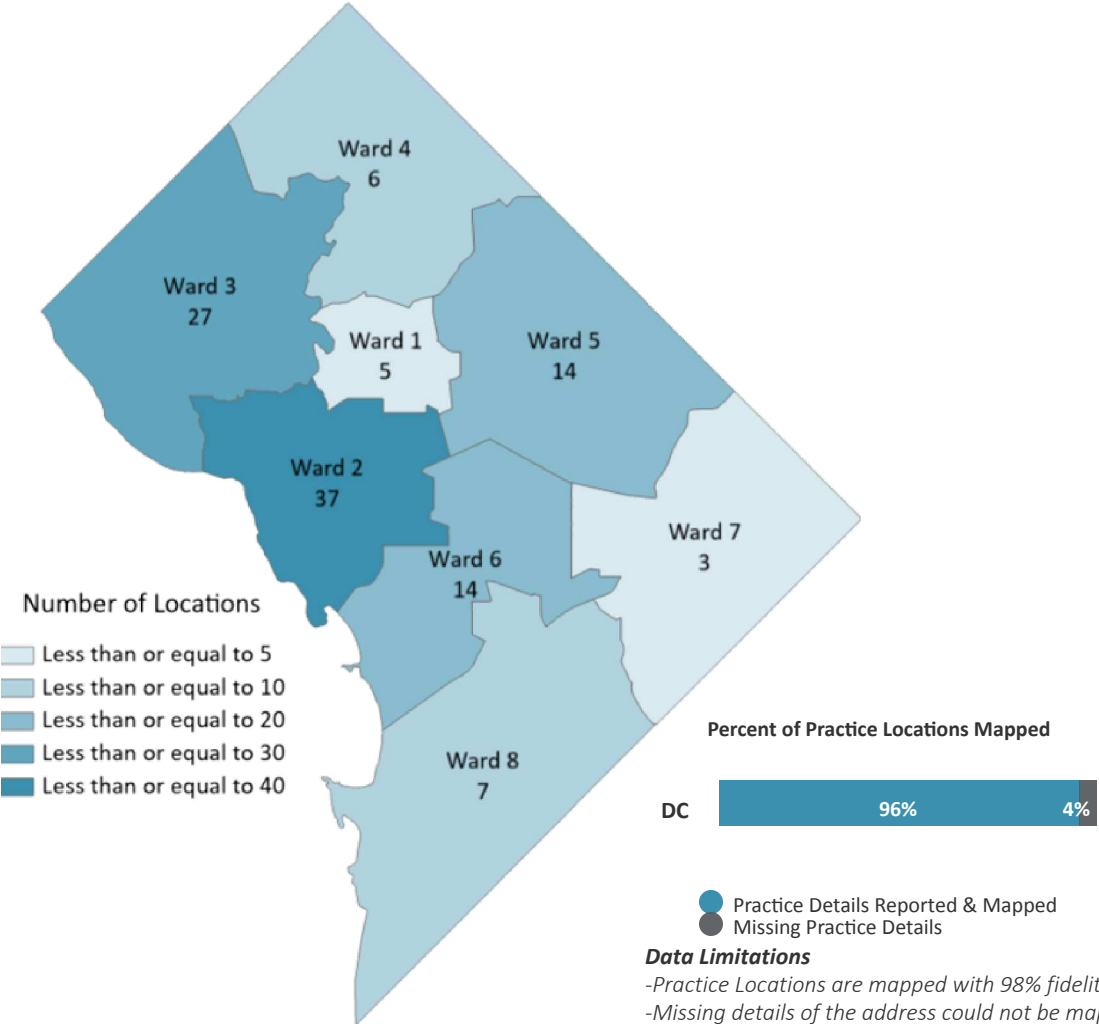


Approximately eight in ten licensed dental hygienists report providing care at one practice location in DC

LICENSED DENTAL HYGIENISTS PRACTICING IN DC

Overview of Clinical Care Practice Locations

Number of Clinical Care Practice Locations by Ward



Clinical Care Practice Findings



56.1%

of practice locations providing clinical care, that were reported and mapped, are located in Wards 2 & 3.

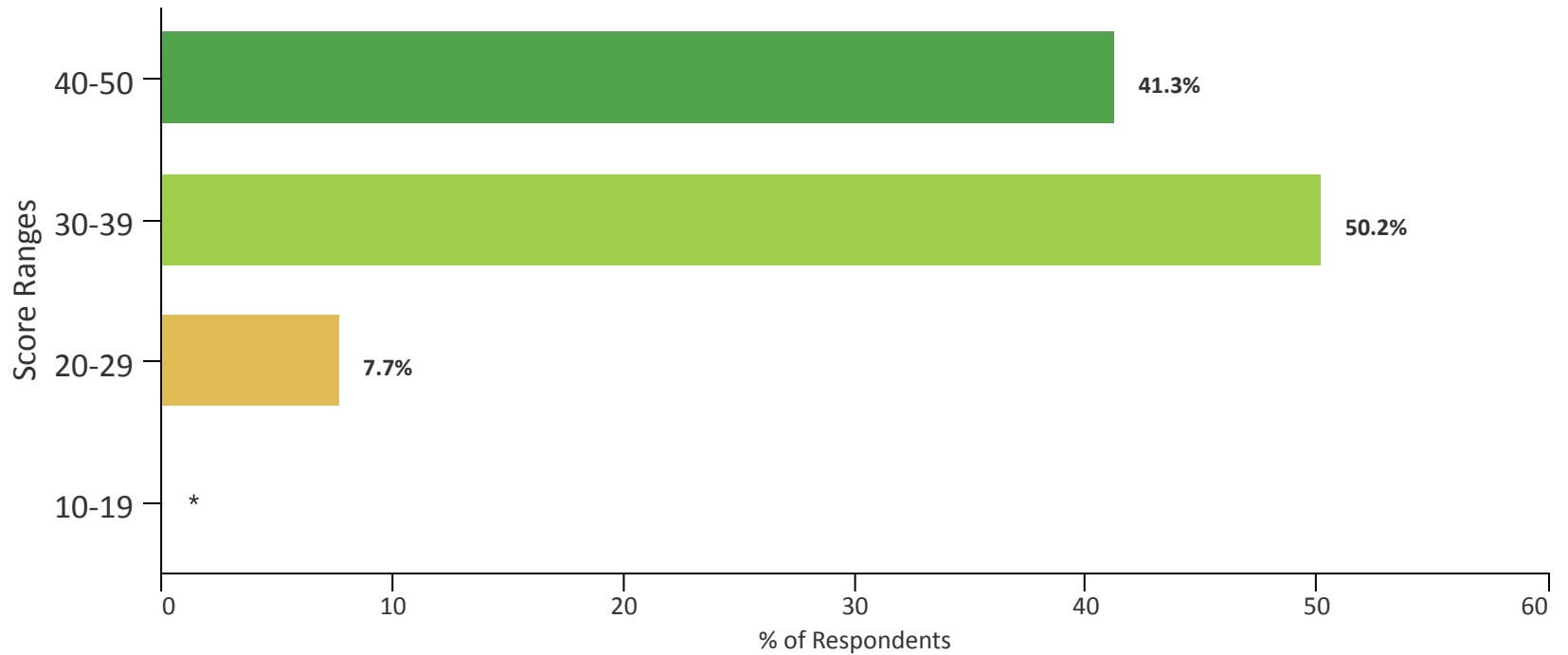


10.6%

of providers reported increasing their practice hours over the next two years.

LICENSED DENTAL HYGIENISTS PRACTICING IN DC

Self-Assessment of Worklife and Wellness* among Licensed Dental Hygienists Practicing in DC**
(Mini Z 2.0 Survey - Full Scale Scores)

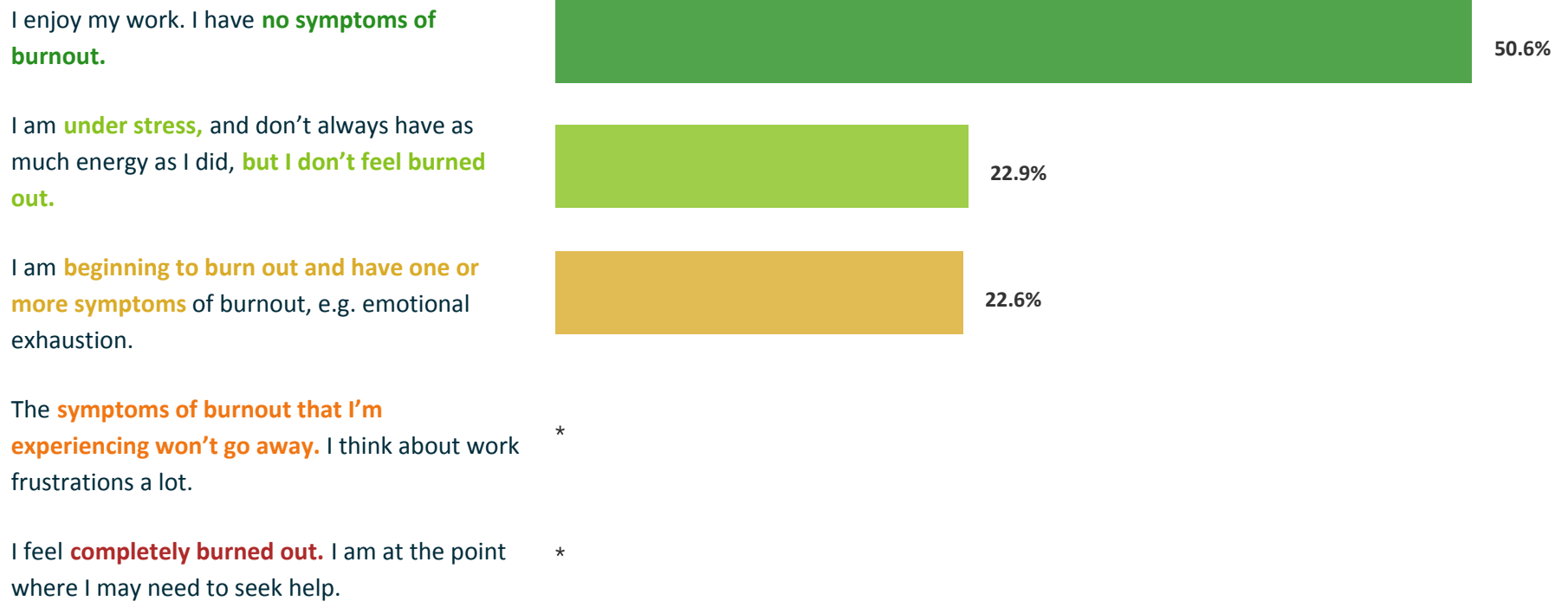


41.3% of licensed dental hygienists practicing in the District reported Mini Z 2.0 full scale scores of 40+, indicating a **joyful workplace**.

*The licensure survey includes the Mini Z 2.0, a 10-question tool assessing work satisfaction, stress, burnout, and 7 potential drivers of burnout in practicing clinicians; the Mini Z 2.0 is a psychometrically sound measure of worklife and wellness in practicing clinicians, validated externally against the Maslach Burnout Inventory (MBI).
 **Answering each question was optional; full scale scores are reported only for respondents who completed all Mini Z 2.0 questions; approximately 75.8 percent (235/310) of licensed dental hygienists practicing in DC completed all questions on the Mini Z 2.0 survey.
 ***Data suppressed for confidentiality when the total reported category is less than 10.

LICENSED DENTAL HYGIENISTS PRACTICING IN DC

Self-Assessment of Burnout* among Licensed Dental Hygienists Practicing in DC** (Mini Z 2.0 Survey - Question 2 Responses)



73.5% of licensed dental hygienists practicing DC reported experiencing **no symptoms of burnout (50.6%) or some stress but not feeling burned out (22.9%).**

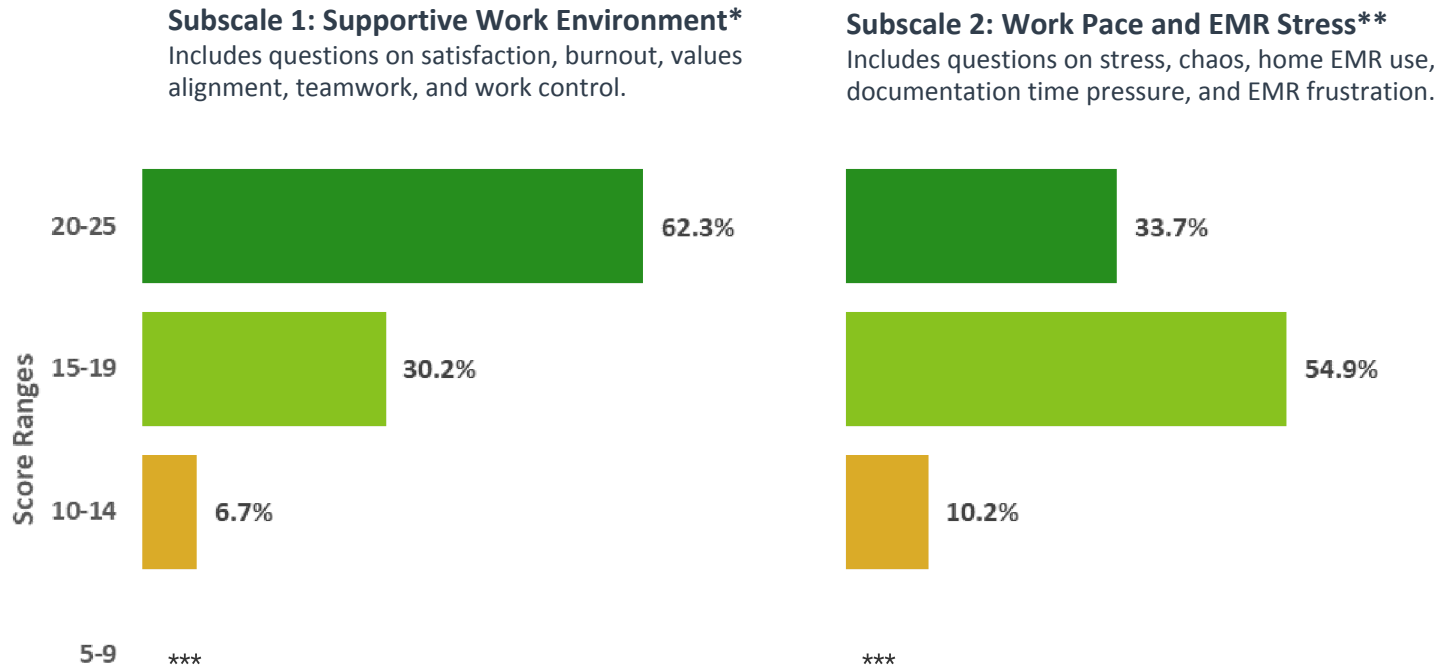
*Assessment based on the Mini Z 2.0 burnout question; concurrent validity of the burnout question was assessed with the Maslach Burnout Inventory (MBI) emotional exhaustion (EE) subscale and determined to be a valid single-item measure of burnout.

**Approximately 88.7 percent (275/310) of dental hygienists practicing in DC responded to the question.

***Data suppressed for confidentiality when the total reported category is less than 10.

LICENSED DENTAL HYGIENISTS PRACTICING IN DC

Self-Assessment of Worklife and Wellness among Licensed Dental Hygienists Practicing in DC (Mini Z 2.0 Survey - Subscale Scores)



62.3%

of licensed dental hygienists practicing in DC reported Subscale 1 scores of 20+, indicating a **supportive work environment.**

33.7%

of licensed dental hygienists practicing in DC reported Subscale 2 scores of 20+, indicating **reasonable pace and manageable EMR stress.**

*Approximately 86.5 percent (268/310) of dental hygienists practicing in DC completed all questions in subscale 1.
 **Approximately 79.4 percent (246/310) of dental hygienists practicing in DC completed all questions in subscale 2.
 ***Data suppressed for confidentiality when the total reported category is less than 10.