

DC BOARD OF MEDICINE LICENSED NATUROPATH PHYSICIANS

The District of Columbia's Board of Medicine (DC BOM), supported by DC Health's Health Systems and Preparedness Administration (HSPA), licenses all naturopath physicians. To collect standard information across all licensing boards (e.g., demographics, workforce capacity, access to care, special topics), HSPA and the Community Health Administration (CHA) partnered to enhance the existing workforce licensure survey, which is now administered to all renewal applicants during the Board's biennial licensure renewal process.



The DC Primary Care Office (PCO) developed this fact sheet based on its analysis of 2022 DC BOM Licensure Survey data. Within, information regarding total licensed providers reflects all board-licensed providers with an active license status as of August 15, 2024. Information regarding licensees providing clinical care in DC reflects a subset of Board-licensed providers who 1. applied for license renewal during the 2022 cycle (i.e., were administered the survey); 2. reported a practice location in DC; and 3. reported providing clinical medical care to patients.

Key Findings


- In DC there are 63 licensed naturopath physicians. Approximately, three out of five licensed providers are providing clinical care in DC, making up 60 percent of the licensed providers.
- More than eighty percent of naturopath physicians providing clinical care in DC are located in Wards 2 and 3. DC residents located outside of these wards will need to plan excess travel time to attain these services.
- The majority of naturopath physicians practicing in DC reported they had a supportive work environment with little to no challenges with their work pace and EMR stress. Organizational improvements in work pace and EMR stress may improve workforce wellness.

DC LICENSED NATUROPATH PHYSICIANS

TABLE OF CONTENTS

Providers	Key Definitions	Pages
	<p>Total Licensed</p> <p>Total number of board-licensed providers with an active license status as of August 15, 2024.</p>	3-4
<hr/>		
	<p>Providing Clinical Care in DC</p> <p>Subset of board-licensed providers who</p> <ol style="list-style-type: none">1. applied for license renewal during the 2022 cycle;2. reported a practice location in DC; and3. reported providing clinical medical care to patients.	5-10

DC LICENSED NATUROPATH PHYSICIANS



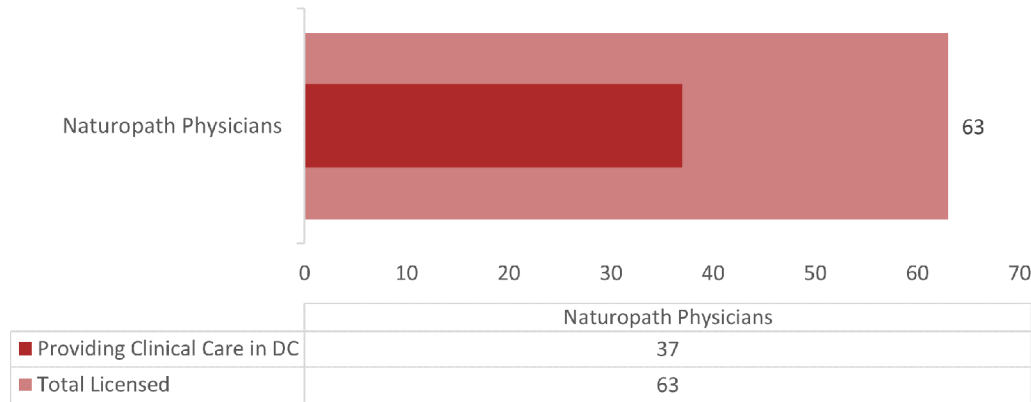
63

Total Licensed
Naturopath Physicians




37

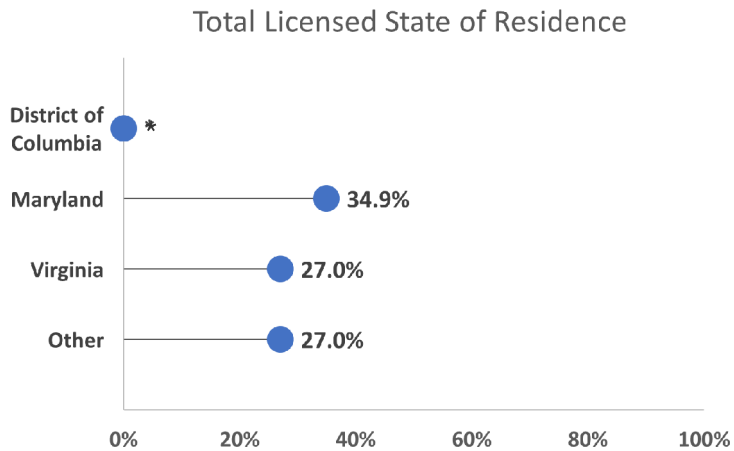
Licensed Naturopath Physicians
Providing Clinical Care in DC



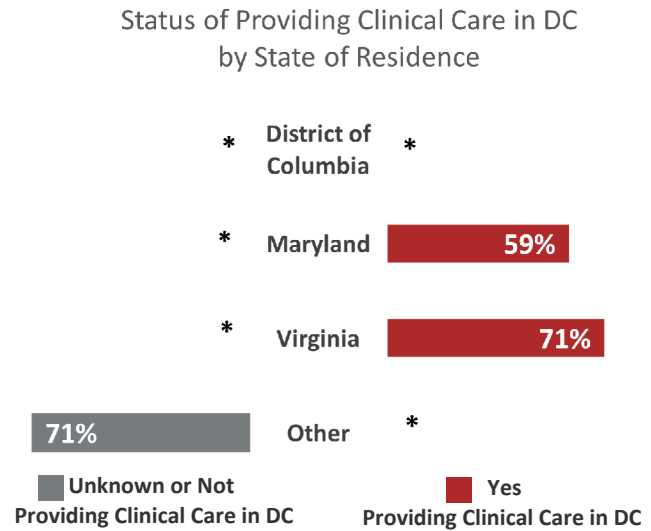
DC LICENSED NATUROPATH PHYSICIANS



DC Licensed Naturopath Physicians State of Residence Compared to Status of Providing Clinical Care in DC



VS



LICENSED NATUROPATH PHYSICIANS PRACTICING IN DC

2023 FACT SHEET



37

Licensed Naturopath Physicians Providing Clinical Care in the District of Columbia

Gender

29

Female

78.4%

licensed naturopath physicians providing care in District of Columbia are female

Practice Location

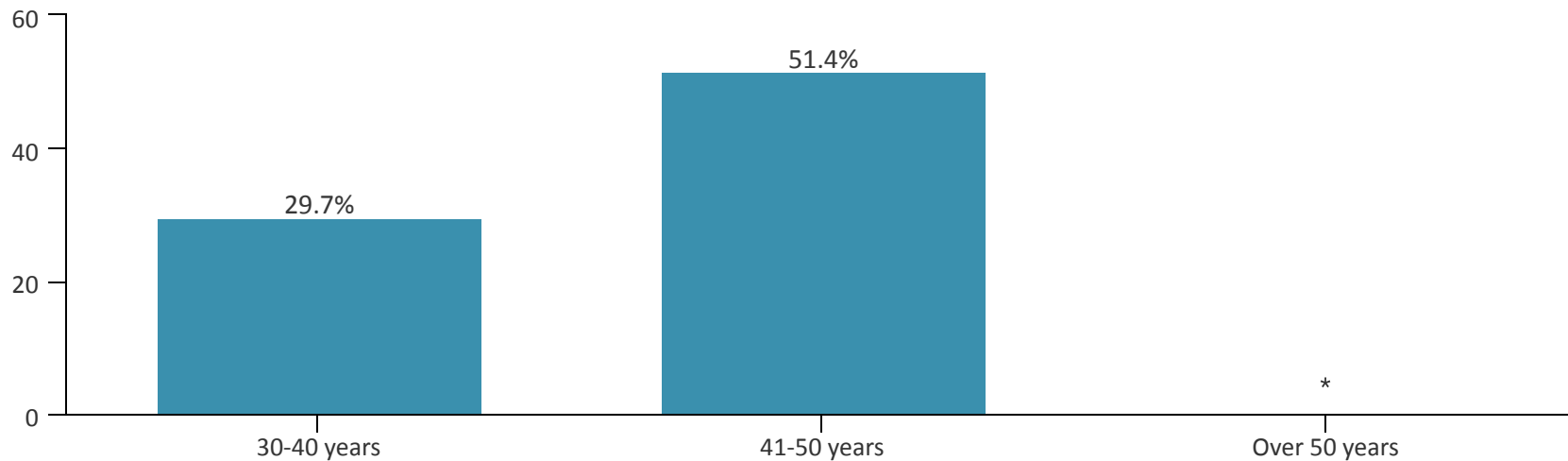


1 Location

97.3%

Nine in ten naturopath physicians report providing care at a single practice location

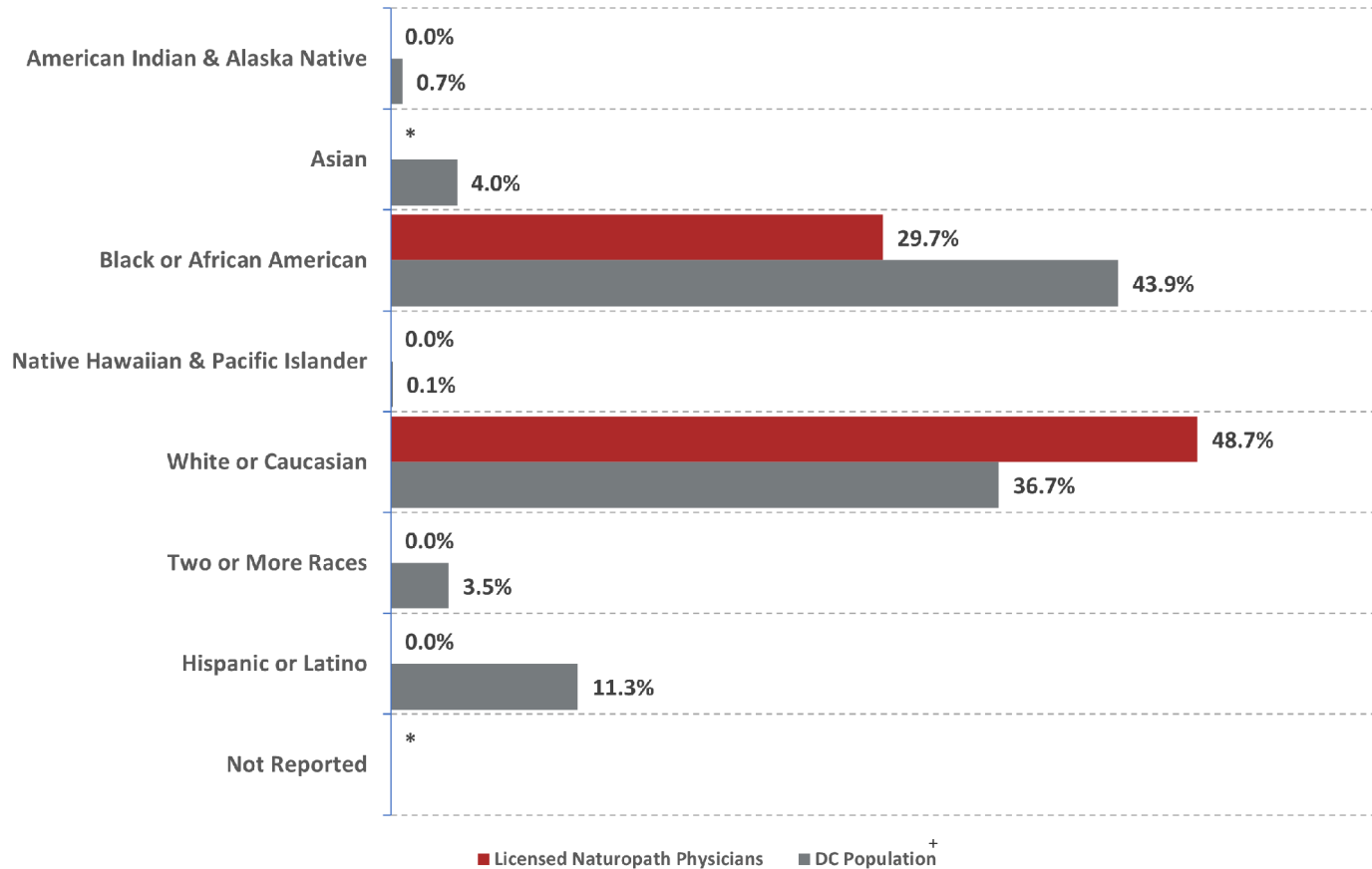
Age Distribution



LICENSED NATUROPATH PHYSICIANS PRACTICING IN DC

2023 FACT SHEET

Race/Ethnicity - Licensed Naturopath Physicians Practicing in DC vs DC Population



29.7%

of licensed naturopath physicians practicing in the District of Columbia are Black or African American.

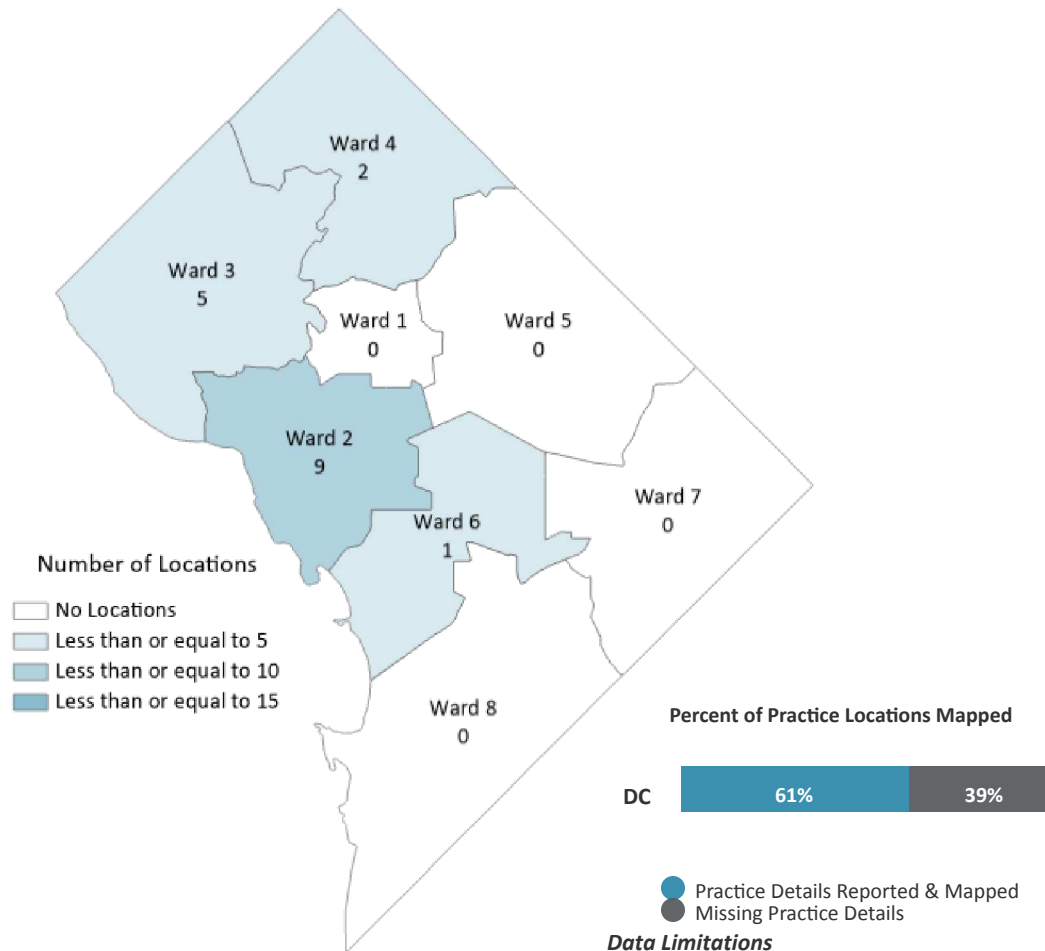
The racial/ethnic distribution of licensed naturopath physicians practicing in the District of Columbia is not relatively similar to that of the general population, with over-representations among White or Caucasian (+12.0%) Naturopath Physicians.

LICENSED NATUROPATH PHYSICIANS PRACTICING IN DC

2023 FACT SHEET

Overview of Clinical Care Practice Locations

Number of Clinical Care Practice Locations by Ward



Number of Locations

- No Locations
- Less than or equal to 5
- Less than or equal to 10
- Less than or equal to 15

Percent of Practice Locations Mapped



- Practice Details Reported & Mapped
- Missing Practice Details

Data Limitations

- Practice Locations are mapped with 99% fidelity
- Missing details of the address could not be mapped


Clinical Care Practice Findings



Locations

52.9%

of practice locations providing clinical care, that were reported and mapped, are located in Wards 2.



Projected Growth

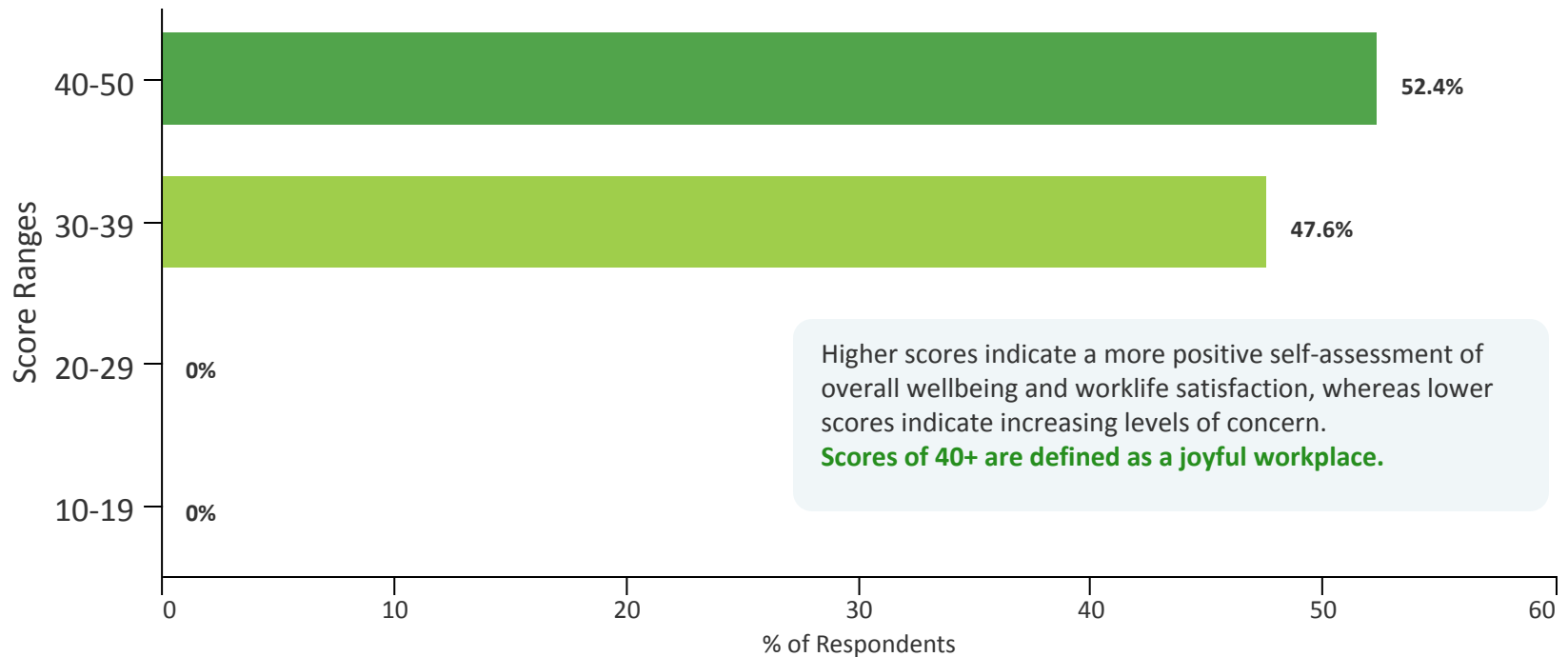
28.8%

of providers reported increasing their practice hours or adding a practice location over the next two years.

LICENSED NATUROPATH PHYSICIANS PRACTICING IN DC

2023 FACT SHEET

Self-Assessment of Worklife and Wellness* among Licensed Naturopath Physicians Practicing in DC**
(Mini Z 2.0 Survey - Full Scale Scores)



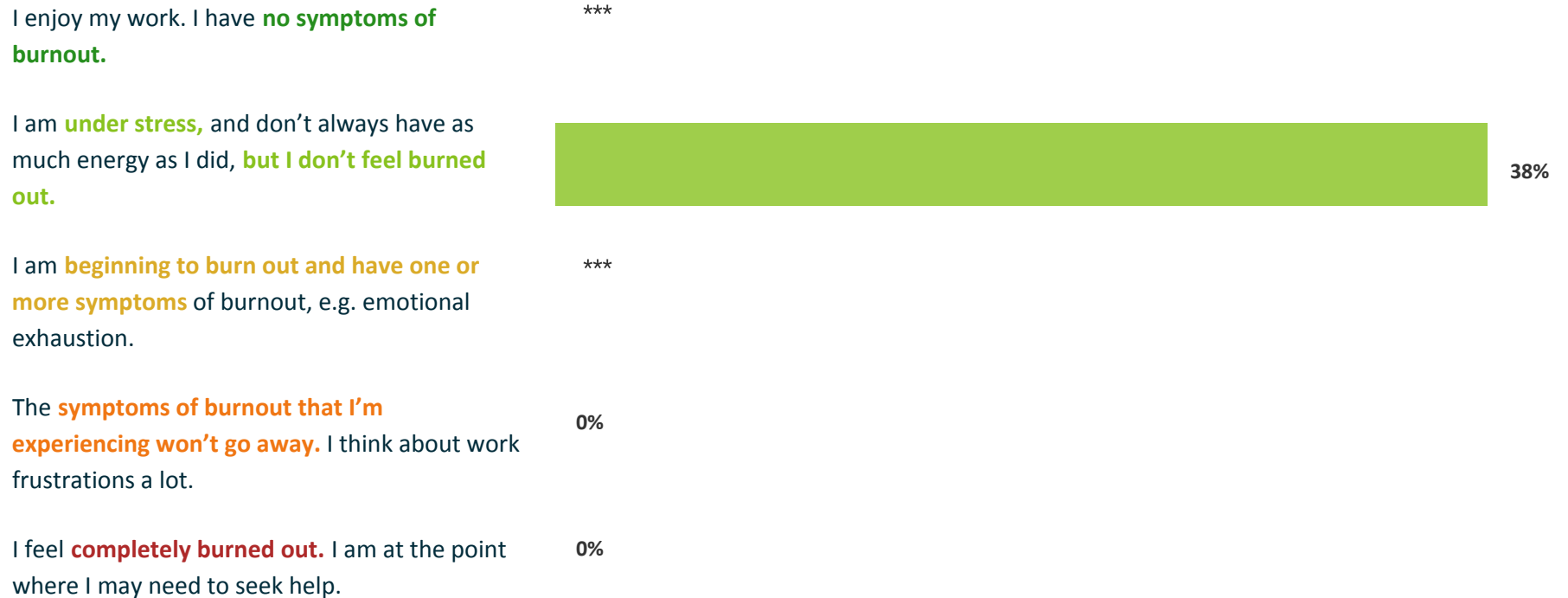
52.4% of licensed naturopath physicians practicing in the District reported Mini Z 2.0 full scale scores of 40+, indicating a **joyful workplace**.

*The licensure survey includes the Mini Z 2.0, a 10-question tool assessing work satisfaction, stress, burnout, and 7 potential drivers of burnout in practicing clinicians; the Mini Z 2.0 is a psychometrically sound measure of worklife and wellness in practicing clinicians, validated externally against the Maslach Burnout Inventory (MBI).
**Answering each question was optional; full scale scores are reported only for respondents who completed all Mini Z 2.0 questions; approximately 56.8 percent (21/37) of licensed naturopath physicians practicing in DC completed all questions on the Mini Z 2.0 survey.
***Data suppressed for confidentiality when the total reported category is less than 10.

LICENSED NATUROPATH PHYSICIANS PRACTICING IN DC

2023 FACT SHEET

Self-Assessment of Burnout* among Licensed Naturopath Physicians Practicing in DC** (Mini Z 2.0 Survey - Question 2 Responses)



38.0% of licensed naturopath physicians practicing DC reported experiencing **some stress but not feeling burned out (38.0%).**

*Assessment based on the Mini Z 2.0 burnout question; concurrent validity of the burnout question was assessed with the Maslach Burnout Inventory (MBI) emotional exhaustion (EE) subscale and determined to be a valid single-item measure of burnout.

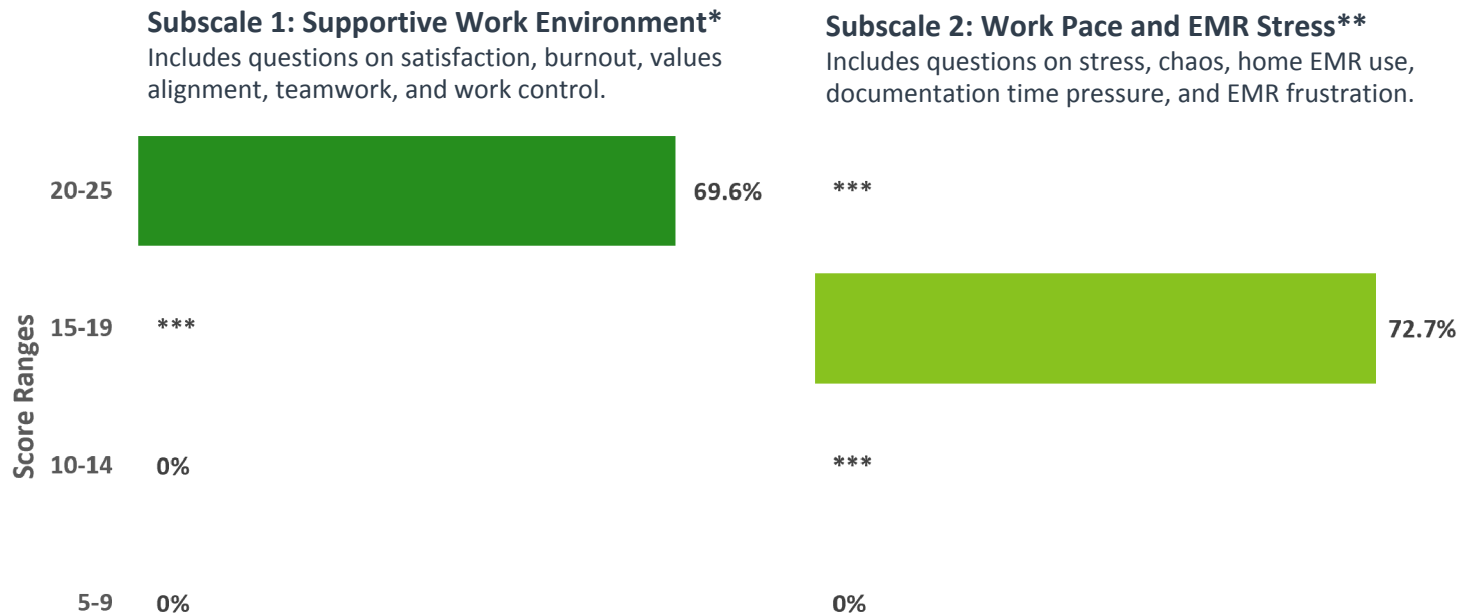
**Approximately 78.4 percent (29/37) of naturopath physicians practicing in DC responded to the question.

***Data suppressed for confidentiality when the total reported category is less than 10.

LICENSED NATUROPATH PHYSICIANS PRACTICING IN DC

2023 FACT SHEET

Self-Assessment of Worklife and Wellness among Licensed Naturopath Physicians Practicing in DC (Mini Z 2.0 Survey - Subscale Scores)



69.6%

of licensed naturopath physicians practicing in DC reported Subscale 1 scores of 20+, indicating a **supportive work environment**.

72.7%

of licensed naturopath physicians practicing in DC reported Subscale 2 scores of 15-19, indicating less than **reasonable pace and manageable EMR stress**.

*Approximately 62.2 percent (23/37) of naturopath physicians practicing in DC completed all questions in subscale 1.

**Approximately 59.5 percent (22/37) of naturopath physicians practicing in DC completed all questions in subscale 2.

***Data suppressed for confidentiality when the total reported category is less than 10.