

DC BOARD OF MEDICINE LICENSED ACUPUNCTURISTS

The District of Columbia’s Board of Medicine (DC BOM), supported by DC Health’s Health Systems and Preparedness Administration (HSPA), licenses all acupuncturists. To collect standard information across all licensing boards (e.g., demographics, workforce capacity, access to care, special topics), HSPA and the Community Health Administration (CHA) partnered to enhance the existing workforce licensure survey, which is now administered to all renewal applicants during the Board’s biennial licensure renewal process.


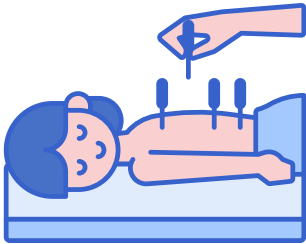
The DC Primary Care Office (PCO) developed this fact sheet based on its analysis of 2022 DC BOM Licensure Survey data. Within, information regarding total licensed providers reflects all board-licensed providers with an active license status as of August 15, 2024. Information regarding licensees providing clinical care in DC reflects a subset of Board-licensed providers who 1. applied for license renewal during the 2022 cycle (i.e., were administered the survey); 2. reported a practice location in DC; and 3. reported providing clinical medical care to patients.

Key Findings


- Approximately 50 percent of DC licensed acupuncturists reported providing care in the District.
- Acupuncturists practicing in the District are primarily female (70%) and trend older, with 21 percent of the workforce over 60 years of age compared to 17 percent being 40 years of age or younger.
- Nearly nine in ten licensed acupuncturists practicing in DC reported experiencing no symptoms of burnout (51%) or some stress but not feeling burned out (37%).

DC LICENSED ACUPUNCTURISTS

TABLE OF CONTENTS

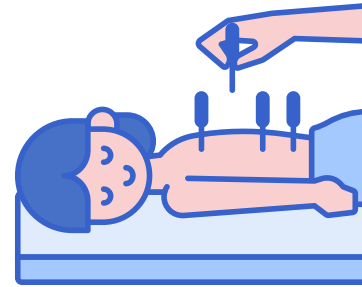
Providers	Key Definitions	Pages
	<p>Total Licensed</p> <p>Total number of board-licensed providers with an active license status as of August 15, 2024.</p>	<p>3-4</p>
<hr style="border-top: 1px dashed #0056b3;"/>		
	<p>Providing Clinical Care in DC</p> <p>Subset of board-licensed providers who</p> <ol style="list-style-type: none"> 1. applied for license renewal during the 2022 cycle; 2. reported a practice location in DC; and 3. reported providing clinical medical care to patients. 	<p>5-10</p>

DC LICENSED ACUPUNCTURISTS



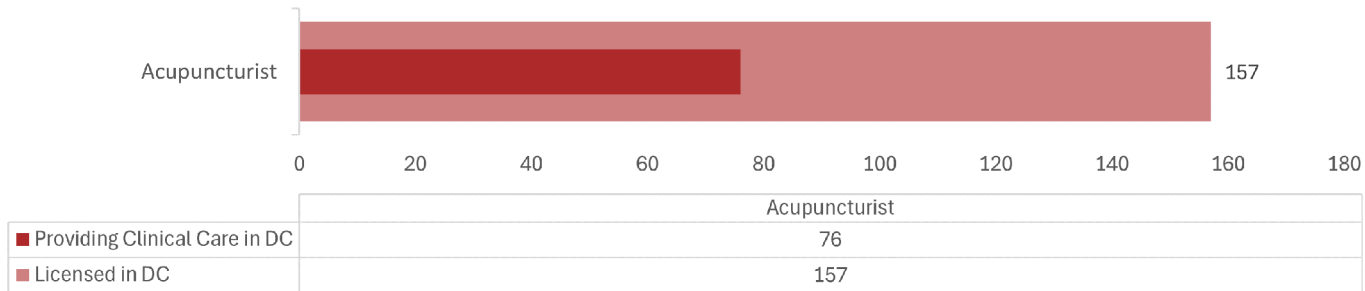
157

Total Licensed Acupuncturists




76

Licensed Acupuncturists Providing Clinical Care in DC

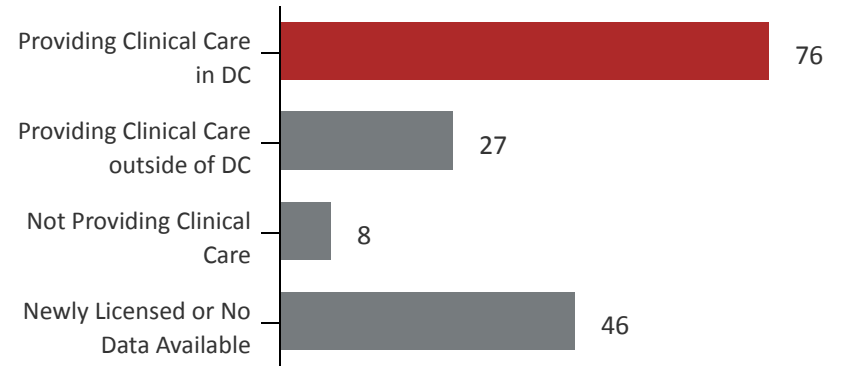


DC LICENSED ACUPUNCTURISTS

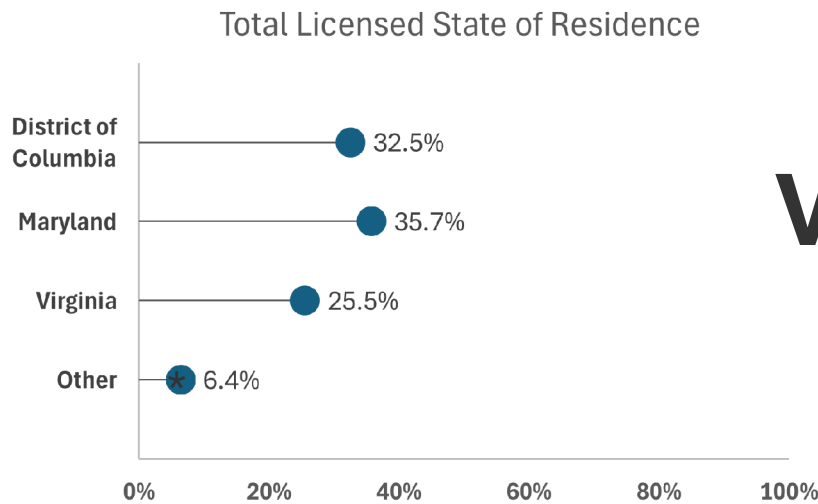


157
Total Licensed
Acupuncturists

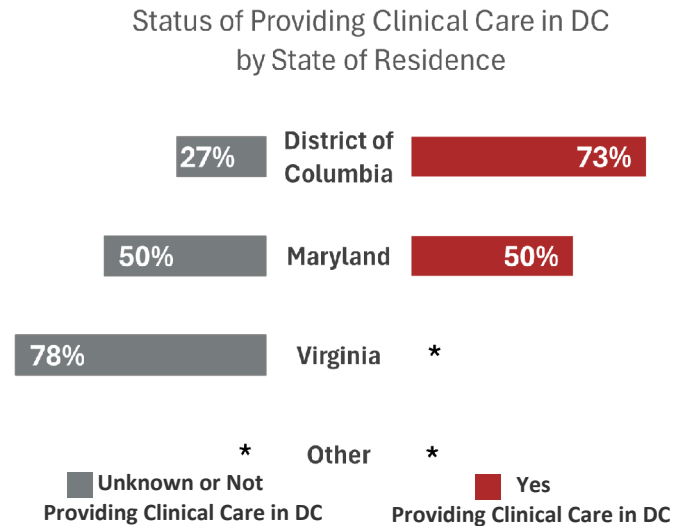
Total Licensed Acupuncturists by Clinical Care Status and Location



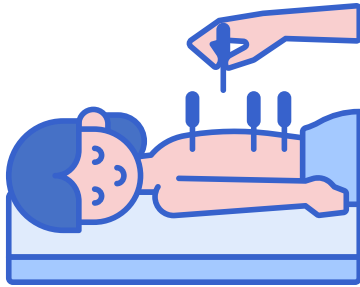
DC Licensed Acupuncturists State of Residence Compared to Status of Providing Clinical Care in DC



VS



LICENSED ACUPUNCTURISTS PRACTICING IN DC



76

Licensed Acupuncturists Providing Clinical Care in the District of Columbia

Practice Locations

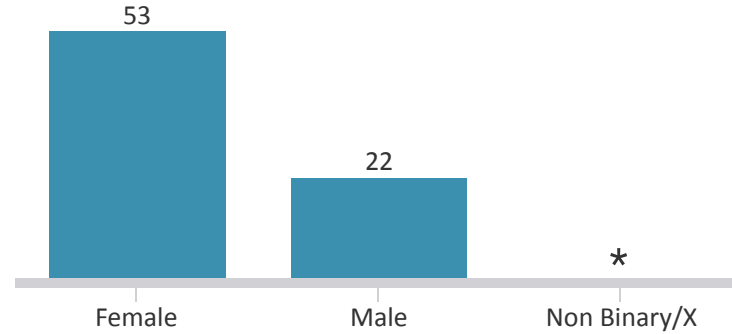


1 Location

97.4%

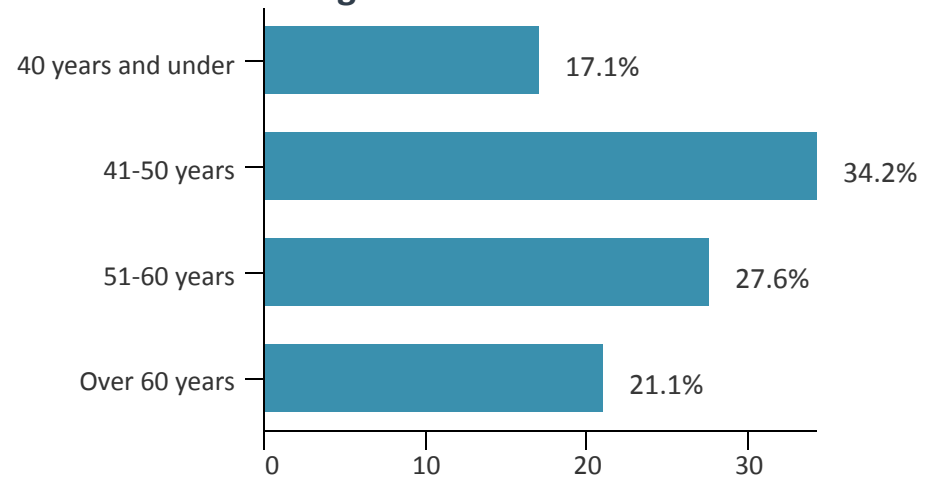
of acupuncturists practicing in DC reported providing care at a single practice location

Gender



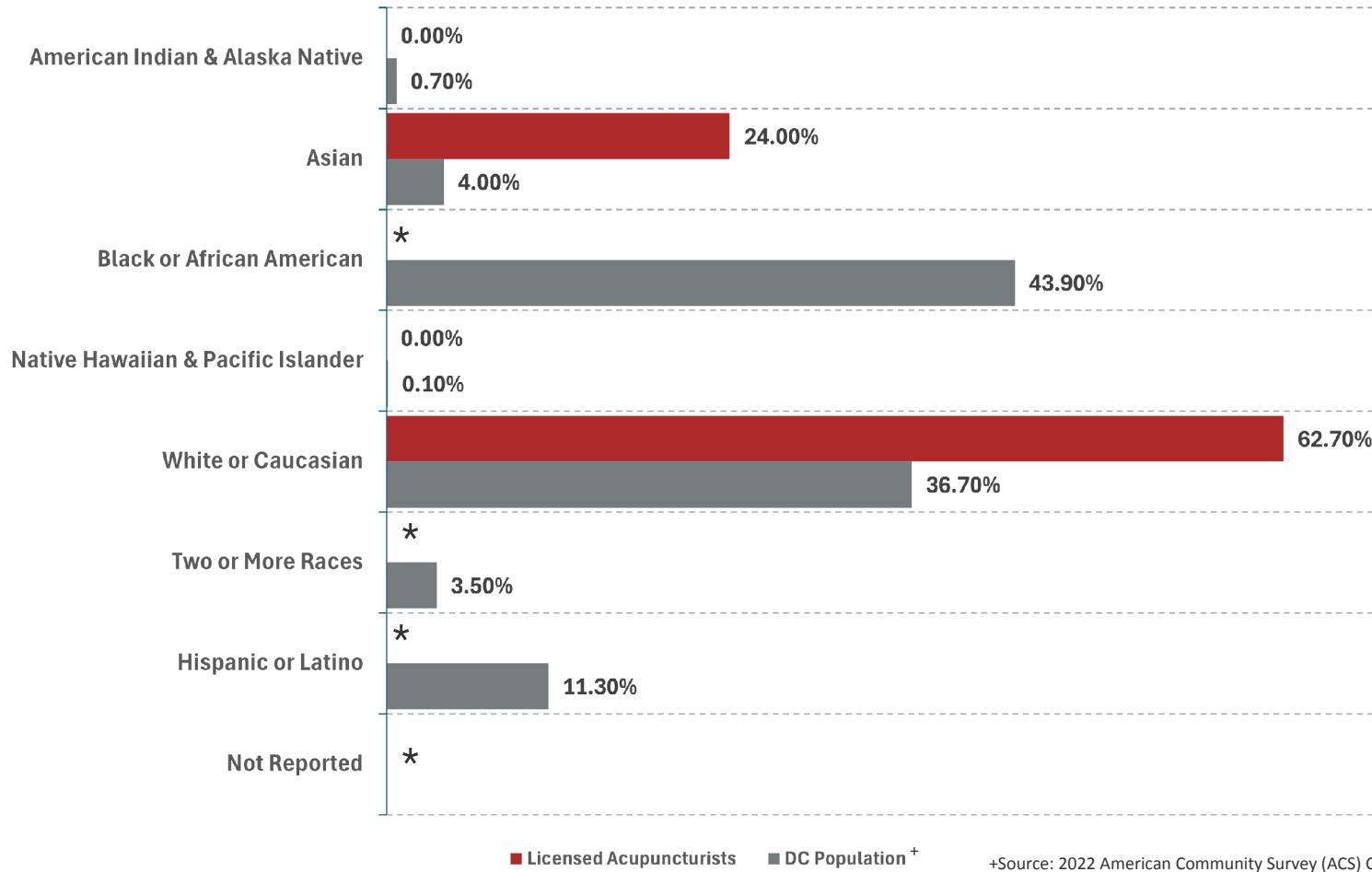
69.7% of licensed acupuncturists providing care in District of Columbia are female.

Age Distribution



LICENSED ACUPUNCTURISTS PRACTICING IN DC

Race/Ethnicity - Licensed Acupuncturists Practicing in DC vs DC Population



24%

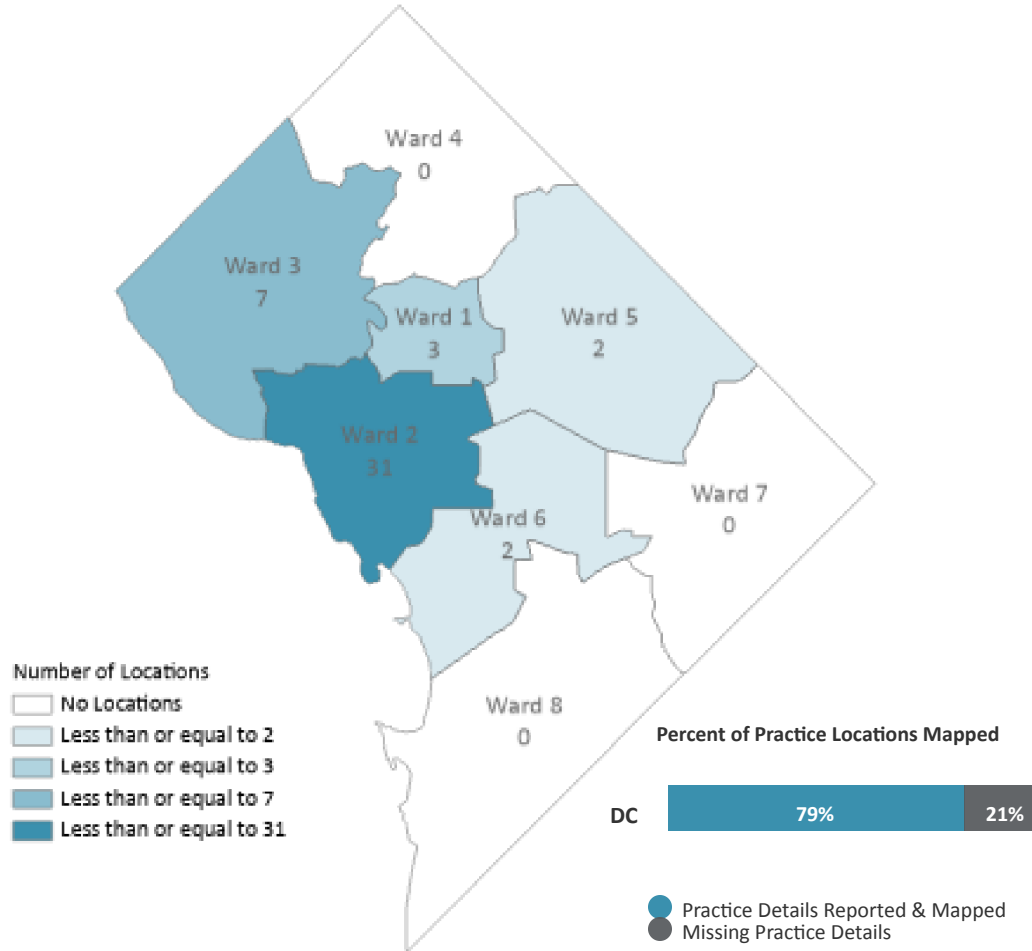
of licensed chiropractors practicing in the District of Columbia are Asian.

The racial/ethnic distribution of licensed acupuncturists practicing in the District of Columbia is not relatively similar to that of the general population, with over-representations among White or Caucasian (+26%) chiropractors.

LICENSED ACUPUNCTURISTS PRACTICING IN DC

Overview of Clinical Care Practice Locations

Number of Clinical Care Practice Locations by Ward



Number of Locations

- No Locations
- Less than or equal to 2
- Less than or equal to 3
- Less than or equal to 7
- Less than or equal to 31

Percent of Practice Locations Mapped



- Practice Details Reported & Mapped
- Missing Practice Details

Data Limitations

- Practice Locations are mapped with 80% fidelity
- Missing details of the address could not be mapped


Clinical Care Practice Findings



Locations

68.8%

of practice locations providing clinical care, that were reported and mapped, are located in Ward 2.



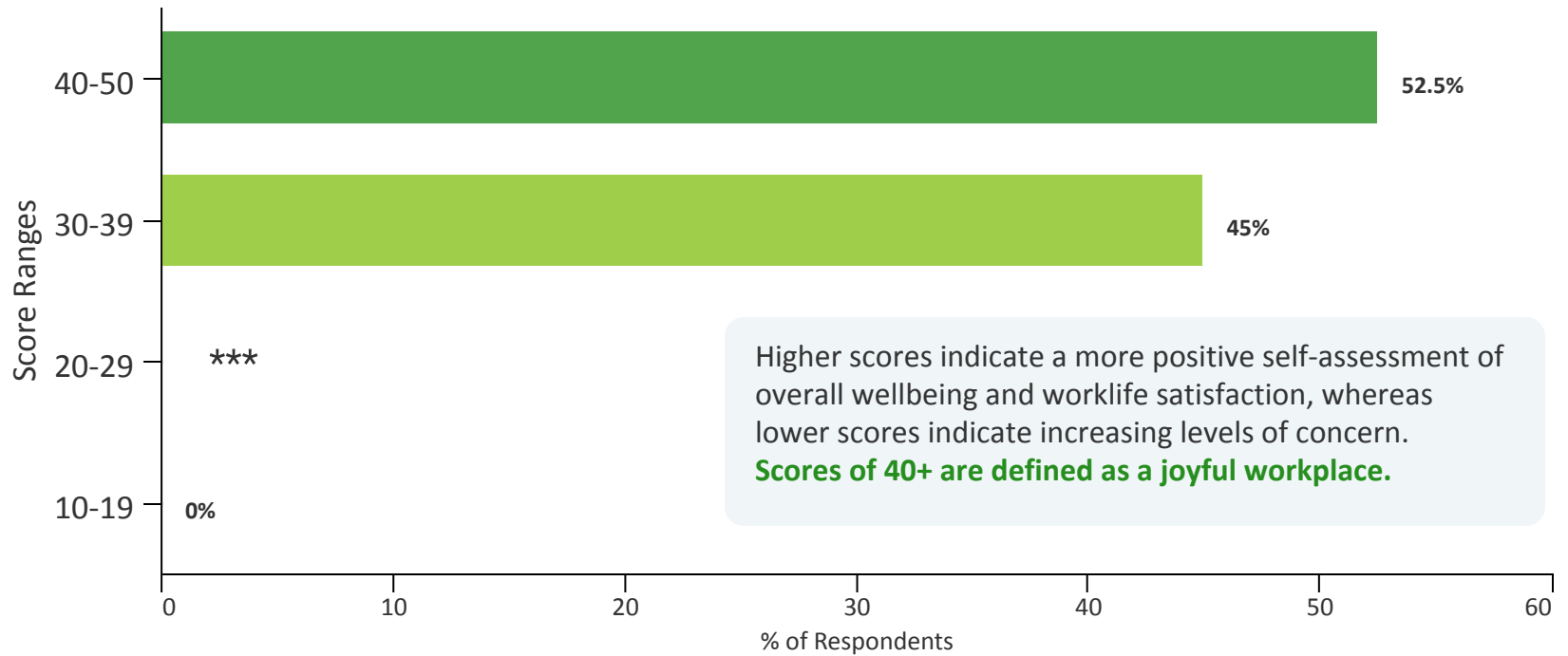
Projected Growth

79.3%

of providers reported increasing their practice hours or adding a practice location over the next two years.

LICENSED ACUPUNCTURISTS PRACTICING IN DC

Self-Assessment of Worklife and Wellness* among Licensed Acupuncturists Practicing in DC**
(Mini Z 2.0 Survey - Full Scale Scores)

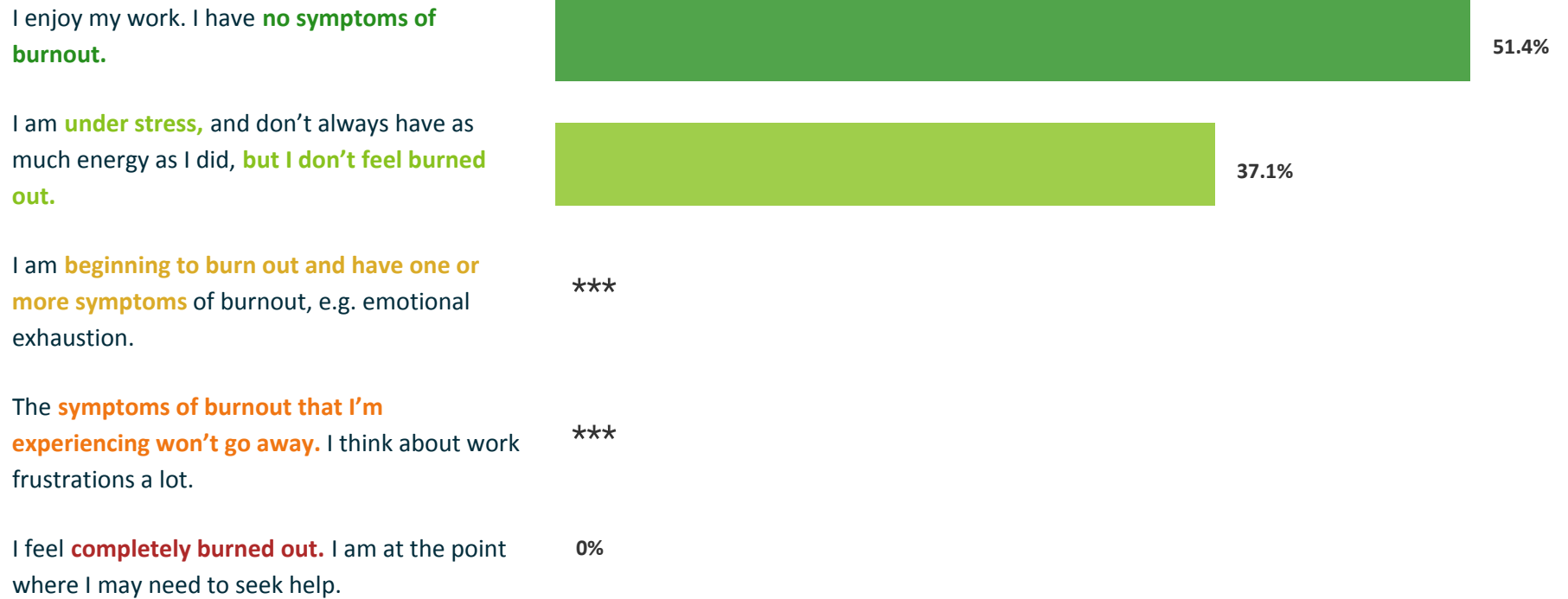


52.5% of licensed acupuncturists practicing in the District reported Mini Z 2.0 full scale scores of 40+, indicating a **joyful workplace**.

*The licensure survey includes the Mini Z 2.0, a 10-question tool assessing work satisfaction, stress, burnout, and 7 potential drivers of burnout in practicing clinicians; the Mini Z 2.0 is a psychometrically sound measure of worklife and wellness in practicing clinicians, validated externally against the Maslach Burnout Inventory (MBI).
 **Answering each question was optional; full scale scores are reported only for respondents who completed all Mini Z 2.0 questions; approximately 52.6 percent (40/76) of licensed acupuncturists practicing in DC completed all questions on the Mini Z 2.0 survey.
 ***Data suppressed for confidentiality when the total reported category is less than 10.

LICENSED ACUPUNCTURISTS PRACTICING IN DC

Self-Assessment of Burnout* among Licensed Acupuncturists Practicing in DC** (Mini Z 2.0 Survey - Question 2 Responses)



88.5% of licensed acupuncturists practicing in DC reported experiencing **no symptoms of burnout (51.4%) or some stress but not feeling burned out (37.1%).**

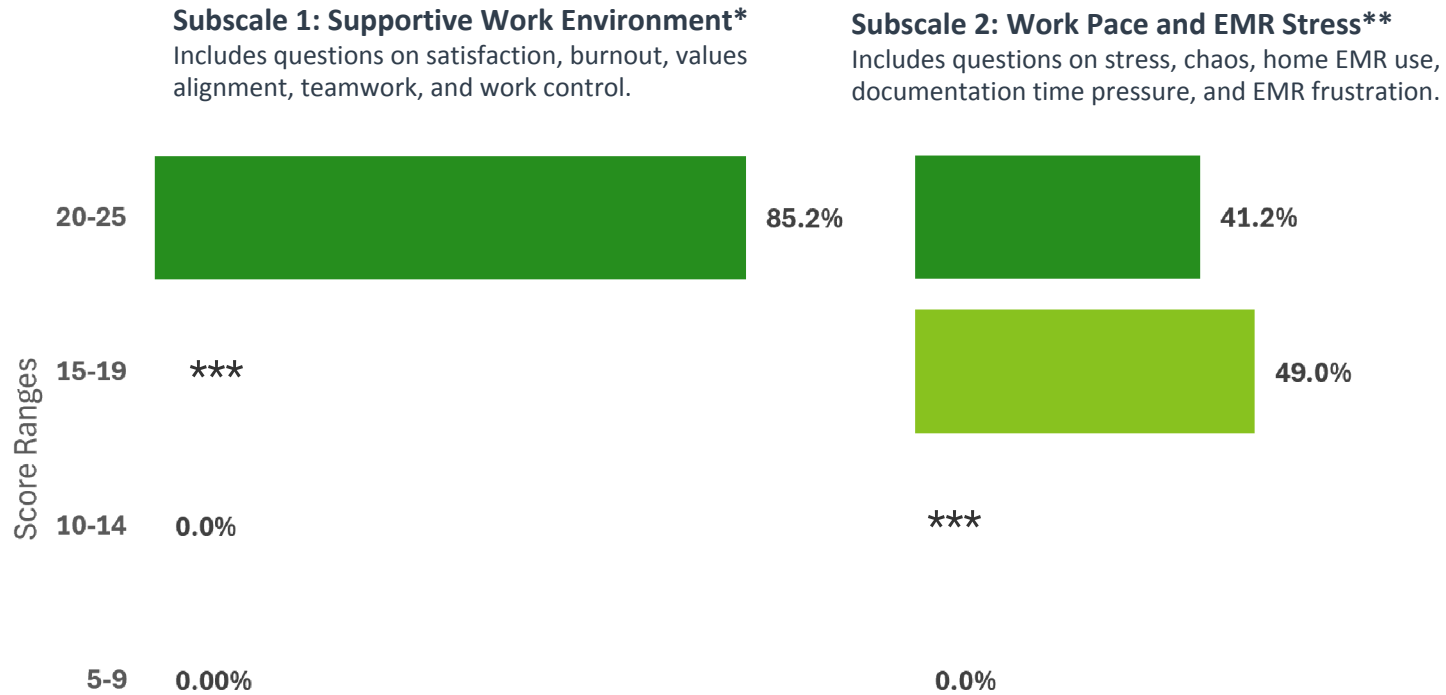
*Assessment based on the Mini Z 2.0 burnout question; concurrent validity of the burnout question was assessed with the Maslach Burnout Inventory (MBI) emotional exhaustion (EE) subscale and determined to be a valid single-item measure of burnout.

**Approximately 92.1 percent (70/76) of acupuncturists practicing in DC responded to the question.

***Data suppressed for confidentiality when the total reported category is less than 10.

LICENSED ACUPUNCTURISTS PRACTICING IN DC

Self-Assessment of Worklife and Wellness among Licensed Acupuncturists Practicing in DC (Mini Z 2.0 Survey - Subscale Scores)



85.2%

of licensed acupuncturists practicing in DC reported Subscale 1 scores of 20+, indicating a **supportive work environment.**

41.2%

of licensed acupuncturists practicing in DC reported Subscale 2 scores of 20+, indicating **reasonable pace and manageable EMR stress.**

*Approximately 71.1 percent (54/76) of acupuncturists practicing in DC completed all questions in subscale 1.

**Approximately 67.1 percent (51/76) of acupuncturists practicing in DC completed all questions in subscale 2.

***Data suppressed for confidentiality when the total reported category is less than 10.