

DC BOARD OF MARRIAGE AND FAMILY THERAPY LICENSED MARRIAGE AND FAMILY THERAPISTS

The District of Columbia’s Board of Marriage and Family Therapy (DC BOMFT), supported by DC Health's Health Systems and Preparedness Administration (HSPA), licenses all marriage and family therapists (MFTs). To collect standard information across all licensing boards (e.g., demographics, workforce capacity, access to care, special topics), HSPA and the Community Health Administration (CHA) partnered to enhance the existing workforce licensure survey, which is now administered to all renewal applicants during the Board’s biennial licensure renewal process.


The DC Primary Care Office (PCO) developed this fact sheet based on its analysis of 2022 DC BOMFT Licensure Survey data. Within, information regarding total licensed providers reflects all board-licensed providers with an active license status as of August 15, 2024. Information regarding licensees providing clinical care in DC reflects a subset of Board-licensed providers who 1. applied for license renewal during the 2022 cycle (i.e., were administered the survey); 2. reported a practice location in DC; and 3. reported providing clinical medical care to patients.


Key Findings

- Among the 45 percent of DC licensed marriage and family therapists who reported providing care in the District (n=106), less than 20 percent reported residing in the District.
- Approximately 27 percent of licensed MFTs providing care in DC are over 60 years of age, which may impact access to care as these individuals consider retirement over the next few years.
- Nearly nine in ten MFTs reported experiencing no symptoms of burnout or some stress but not feeling burned out, with more than four in five reporting a supportive work environment; however, nearly two in three reported at least some challenges related to work pace and EMR stress.


DC LICENSED MARRIAGE AND FAMILY THERAPISTS

TABLE OF CONTENTS

Providers	Key Definitions	Pages
	<p>Total Licensed</p> <p>Total number of board-licensed providers with an active license status as of August 15, 2024.</p>	<p>3-4</p>

	<p>Providing Clinical Care in DC</p> <p>Subset of board-licensed providers who</p> <ol style="list-style-type: none"> 1. applied for license renewal during the 2022 cycle; 2. reported a practice location in DC; and 3. reported providing clinical medical care to patients. 	<p>5-10</p>

DC LICENSED MARRIAGE AND FAMILY THERAPISTS



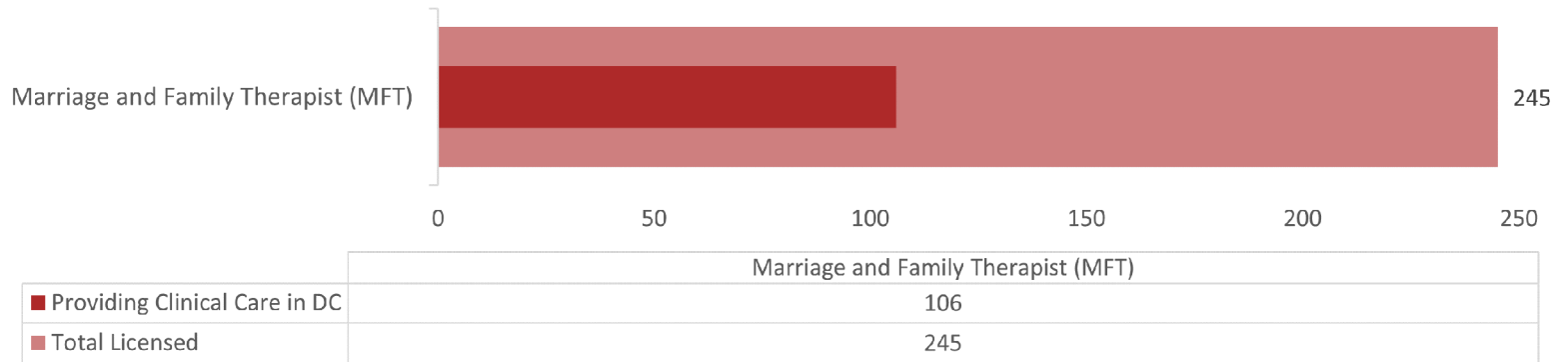
245

Total Licensed
Marriage and Family Therapists




106

Licensed Marriage and Family Therapists
Providing Clinical Care in DC



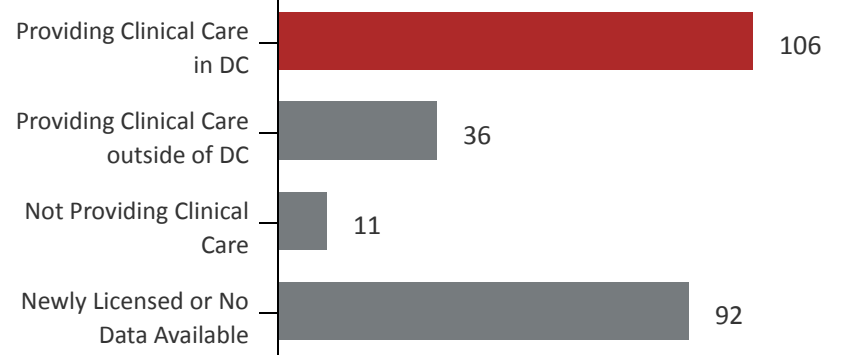
DC LICENSED MARRIAGE AND FAMILY THERAPISTS



245

Total Licensed Marriage and Family Therapists

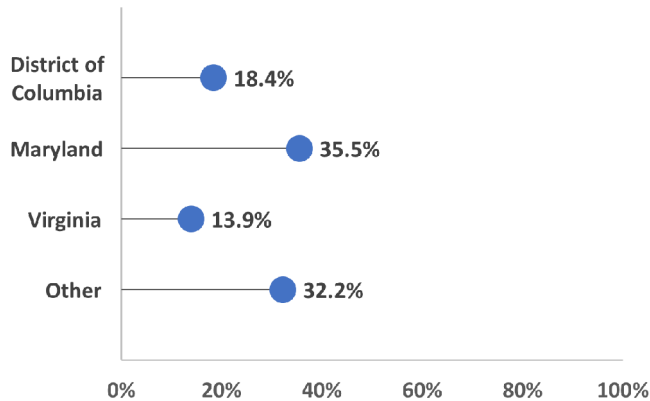
Total Licensed Marriage and Family Therapists by Clinical Care Status and Location



DC Licensed Marriage and Family Therapists

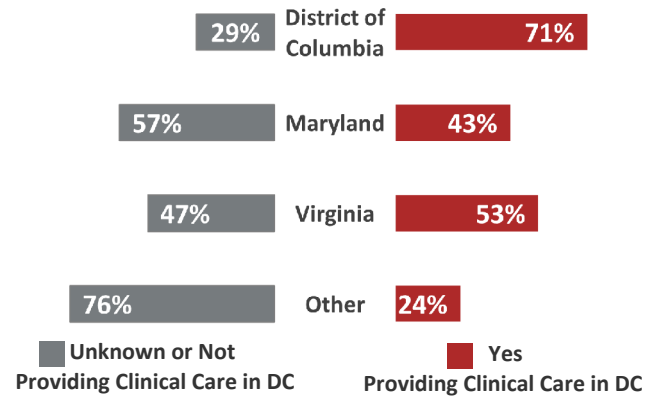
State of Residence Compared to Status of Providing Clinical Care in DC

Total Licensed State of Residence



VS

Status of Providing Clinical Care in DC by State of Residence



LICENSED MARRIAGE AND FAMILY THERAPISTS PRACTICING IN DC



106

Licensed Marriage and Family Therapists Providing Clinical Care in the District of Columbia

Number of Practice Locations

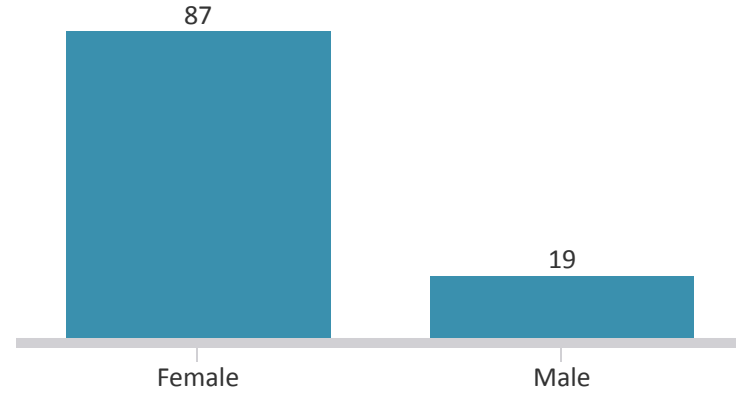


1 Location

93.4%

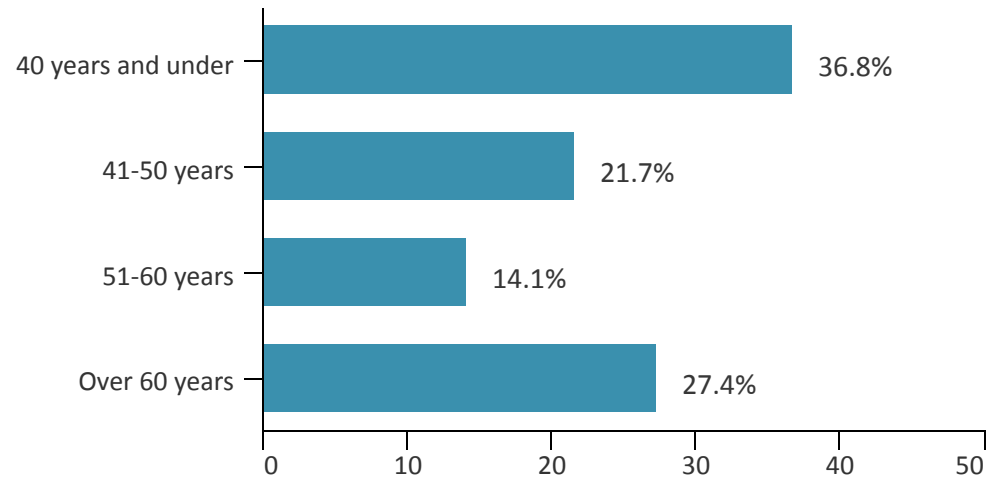
Nine in ten marriage and family therapists report providing care at a single practice location.

Gender



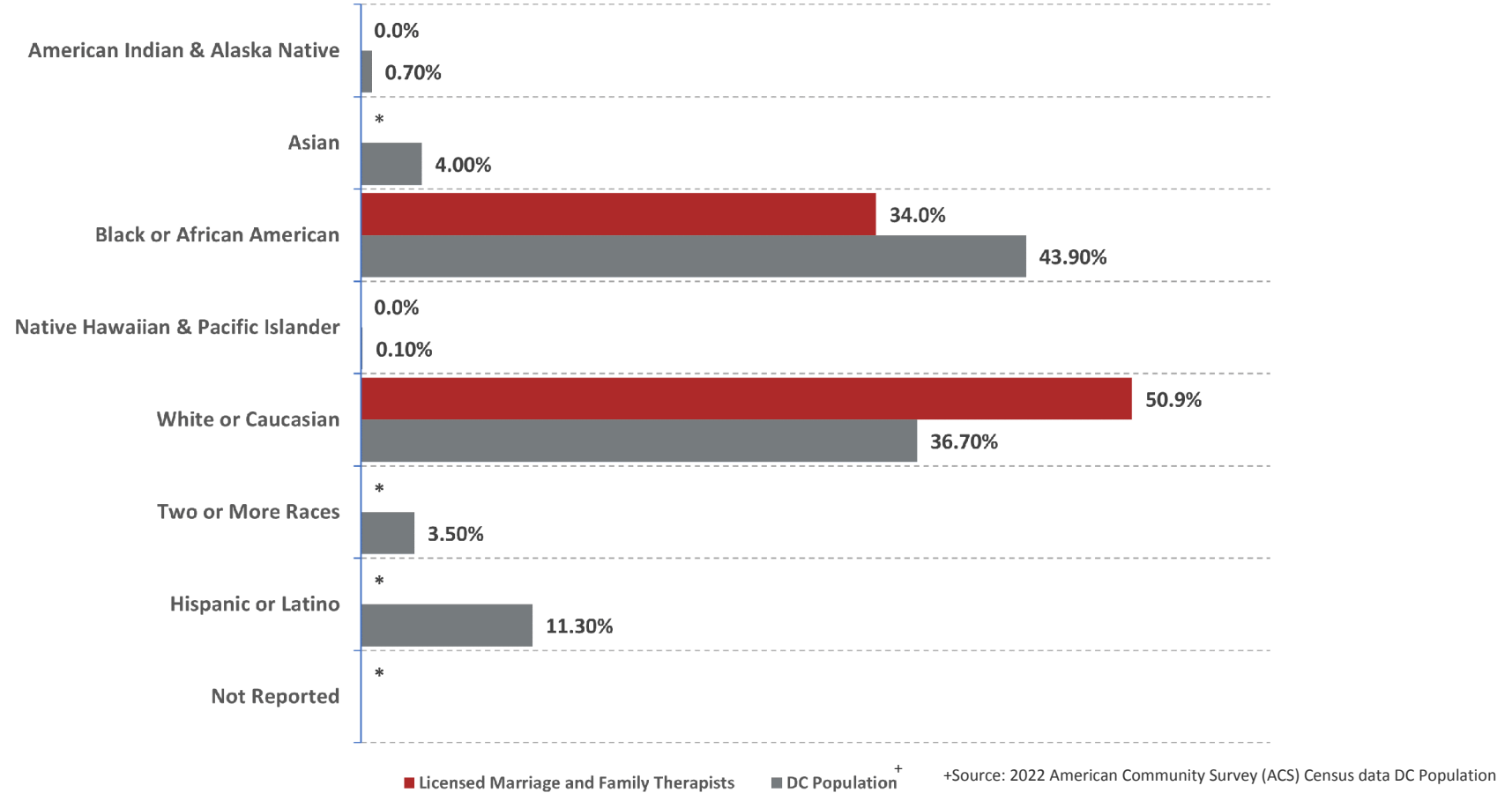
82.1% of licensed marriage and family therapists providing care in District of Columbia are female.

Age Distribution



LICENSED MARRIAGE AND FAMILY THERAPISTS PRACTICING IN DC

Race/Ethnicity - Licensed Marriage and Family Therapists Practicing in DC vs DC Population



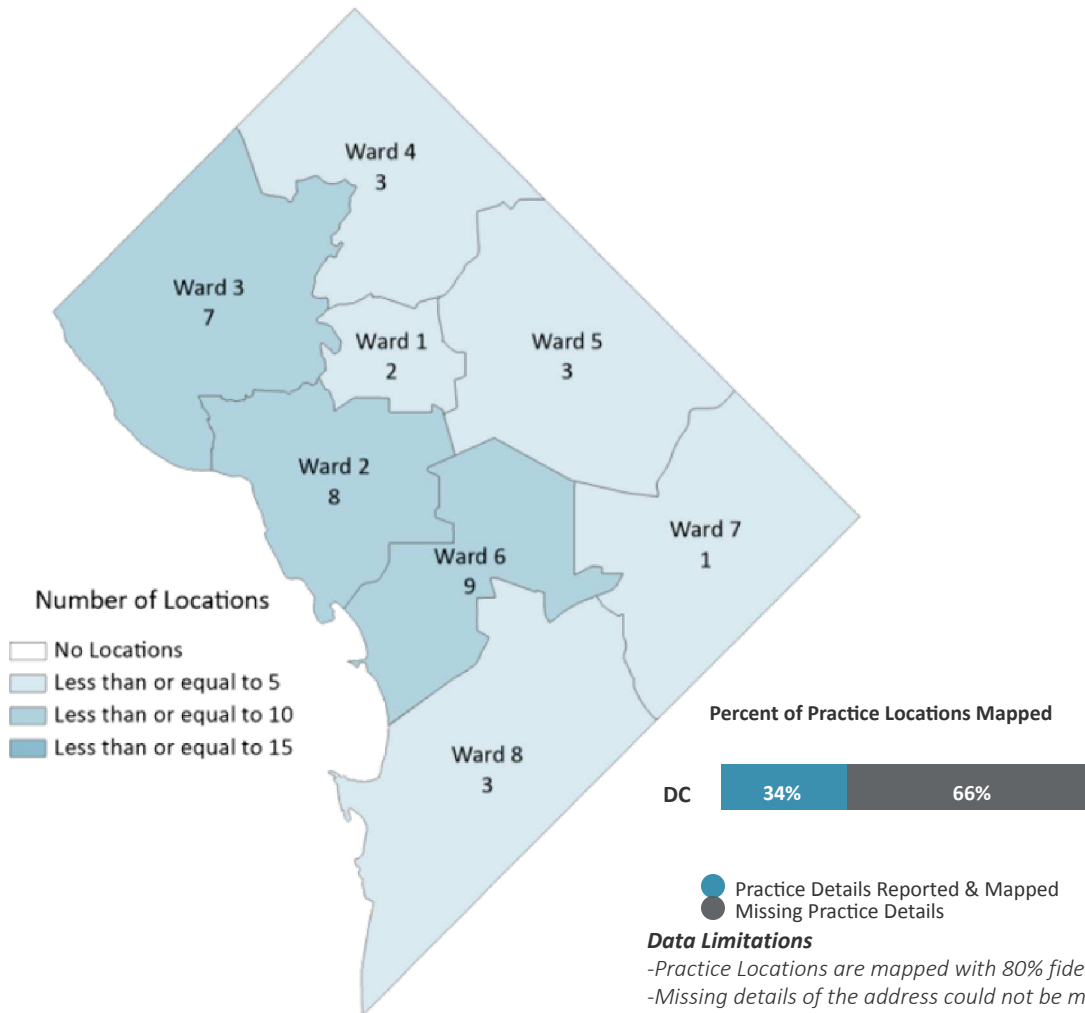
34.0%

of licensed marriage and family therapists practicing in the District of Columbia are Black or African American, compared to 43.9% of the DC population.

LICENSED MARRIAGE AND FAMILY THERAPISTS PRACTICING IN DC

Overview of Clinical Care Practice Locations

Number of Clinical Care Practice Locations by Ward




Clinical Care Practice Findings



Locations

66.6%

of practice locations providing clinical care, that were reported and mapped, are located in Wards 2, 3 & 6.



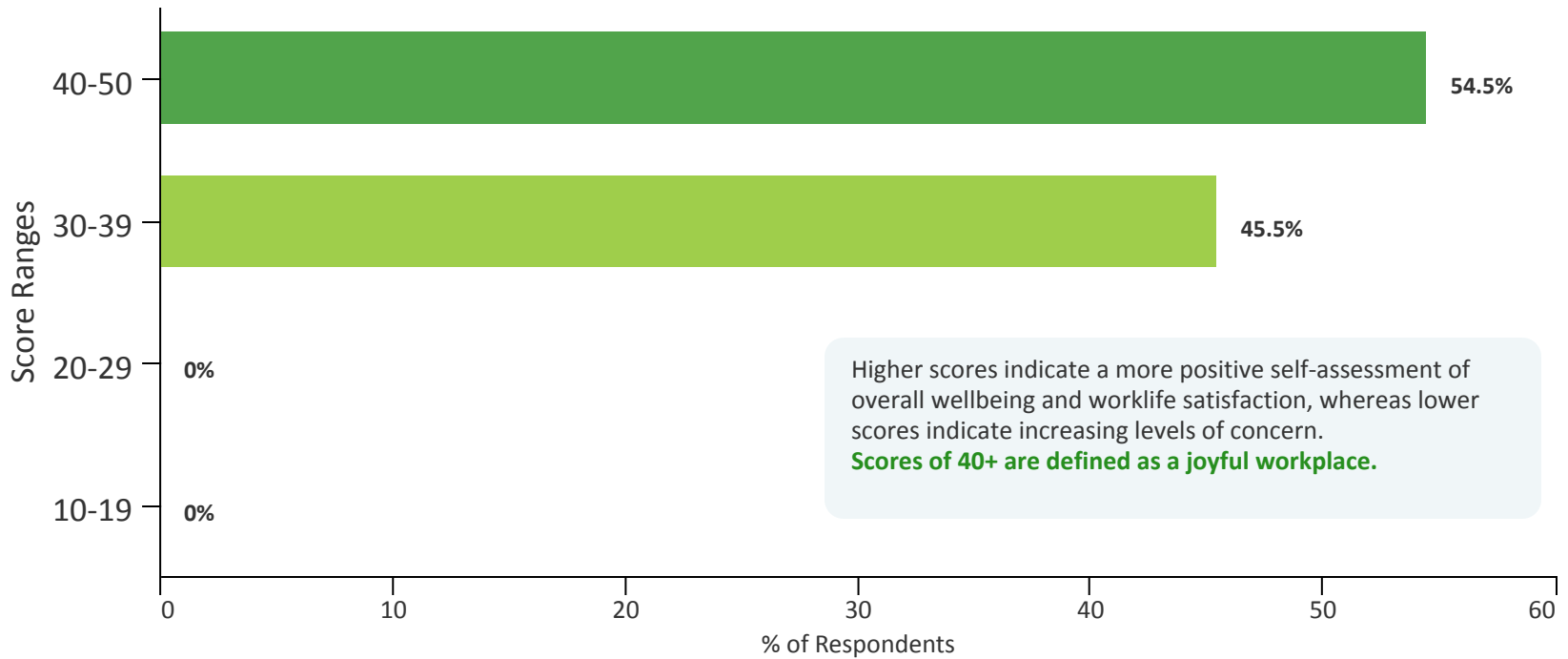
Projected Growth

20%

of providers reported increasing their practice hours or adding a practice location over the next two years.

LICENSED MARRIAGE AND FAMILY THERAPISTS PRACTICING IN DC

Self-Assessment of Worklife and Wellness* among Licensed Marriage and Family Therapists Practicing in DC**
(Mini Z 2.0 Survey - Full Scale Scores)

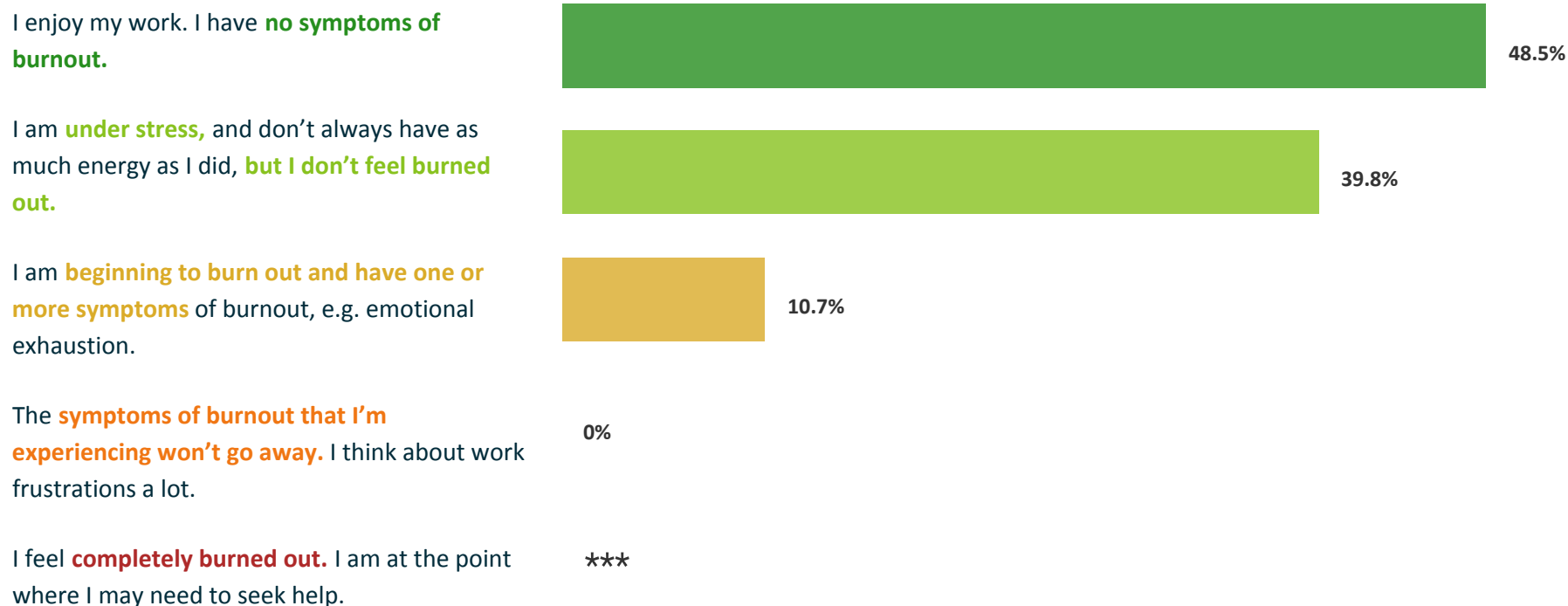


54.5% of licensed marriage and family therapists practicing in the District reported Mini Z 2.0 full scale scores of 40+, indicating a **joyful workplace**.

*The licensure survey includes the Mini Z 2.0, a 10-question tool assessing work satisfaction, stress, burnout, and 7 potential drivers of burnout in practicing clinicians; the Mini Z 2.0 is a psychometrically sound measure of worklife and wellness in practicing clinicians, validated externally against the Maslach Burnout Inventory (MBI).
 **Answering each question was optional; full scale scores are reported only for respondents who completed all Mini Z 2.0 questions; approximately 62.3 percent (66/106) of licensed marriage and family therapists practicing in DC completed all questions on the Mini Z 2.0 survey.
 ***Data suppressed for confidentiality when the total reported category is less than 10.

LICENSED MARRIAGE AND FAMILY THERAPISTS PRACTICING IN DC

Self-Assessment of Burnout* among Licensed Marriage and Family Therapists Practicing in DC**
(Mini Z 2.0 Survey - Question 2 Responses)



88.3% of licensed marriage and family therapists practicing DC reported experiencing **no symptoms of burnout (48.5%) or some stress but not feeling burned out (39.8%).**

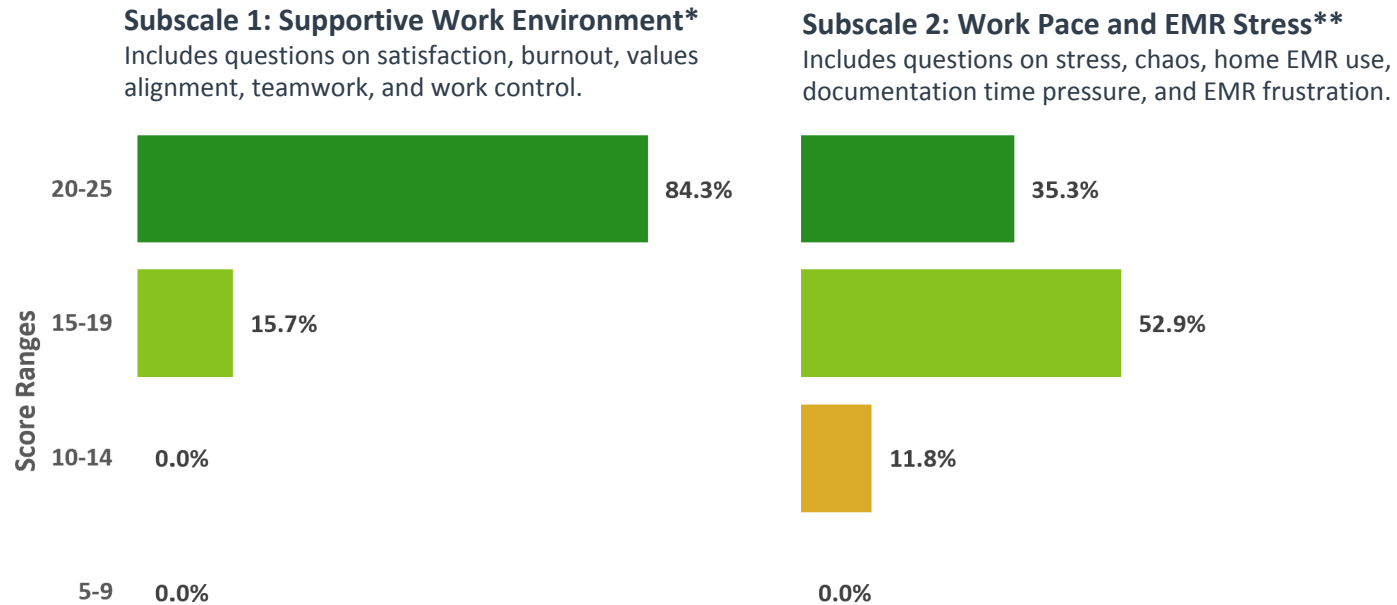
*Assessment based on the Mini Z 2.0 burnout question; concurrent validity of the burnout question was assessed with the Maslach Burnout Inventory (MBI) emotional exhaustion (EE) subscale and determined to be a valid single-item measure of burnout.

**Approximately 97.2 percent (103/106) of marriage and family therapists practicing in DC responded to the question.

***Data suppressed for confidentiality when the total reported category is less than 10.

LICENSED MARRIAGE AND FAMILY THERAPISTS PRACTICING IN DC

Self-Assessment of Worklife and Wellness among Licensed Marriage and Family Therapists Practicing in DC
(Mini Z 2.0 Survey - Subscale Scores)



84.3%

of licensed marriage and family therapists practicing in DC reported Subscale 1 scores of 20+, indicating a **supportive work environment**.

35.3%

of licensed marriage and family therapists practicing in DC reported Subscale 2 scores of 20+, indicating **reasonable pace and manageable EMR stress**.

*Approximately 66.0 percent (70/106) of marriage and family therapists practicing in DC completed all questions in subscale 1.

**Approximately 80.2 percent (85/106) of marriage and family therapists practicing in DC completed all questions in subscale 2.

***Data suppressed for confidentiality when the total reported category is less than 10.