

DC BOARD OF CHIROPRACTIC LICENSED CHIROPRACTORS

The District of Columbia’s Board of Chiropractic (DC BOC), supported by DC Health's Health Systems and Preparedness Administration (HSPA), licenses all chiropractors. To collect standard information across all licensing boards (e.g., demographics, workforce capacity, access to care, special topics), HSPA and the Community Health Administration (CHA) partnered to develop a workforce licensure survey, which is administered to all renewal applicants during the Board’s biennial licensure renewal process.

The DC Primary Care Office (PCO) developed this fact sheet based on its analysis of 2022 DC BOC Licensure Survey data. Within, information regarding total licensed providers reflects all board-licensed providers with an active license status as of August 15, 2024. Information regarding licensees providing clinical care in DC reflects a subset of Board-licensed providers who 1. applied for license renewal during the 2022 cycle (i.e., were administered the survey); 2. reported a practice location in DC; and 3. reported providing clinical medical care to patients.

Key Findings

- In DC there are 107 licensed chiropractors. Approximately, 58 percent of licensed providers are providing clinical care in DC.
- Seventy-seven percent of licensed chiropractors that reside in DC also provide clinical care in DC.
- The majority of chiropractors practicing in DC reported they had a supportive work environment, only a handful reported challenges with EMR stress. Organizational improvements in work pace and EMR stress may improve workforce wellness.

DC LICENSED CHIROPRACTORS

TABLE OF CONTENTS

Providers	Key Definitions	Pages
-----------	-----------------	-------



Total Licensed

3 - 4

Total number of board-licensed providers with an active license status as of August 15, 2024.




Providing Clinical Care in DC

5 - 11

Subset of board-licensed providers who

1. applied for license renewal during the 2022 cycle;
2. reported a practice location in DC; and
3. reported providing clinical medical care to patients.

DC LICENSED CHIROPRACTORS



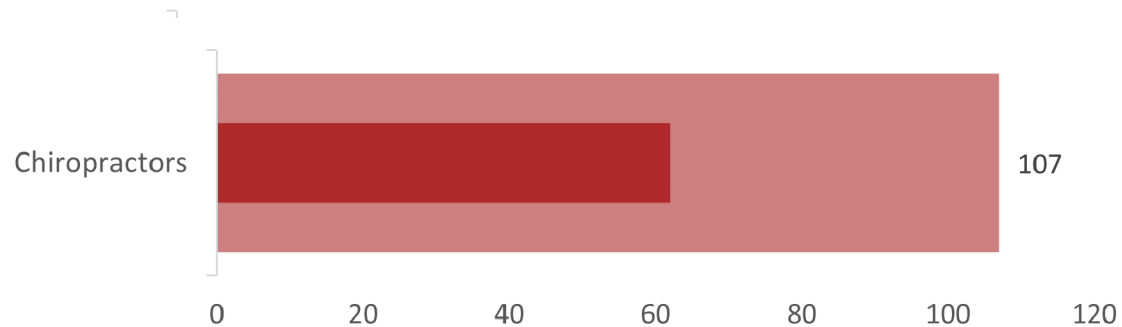
107

Total Licensed Chiropractors



62

Licensed Chiropractors
Providing Clinical Care in DC



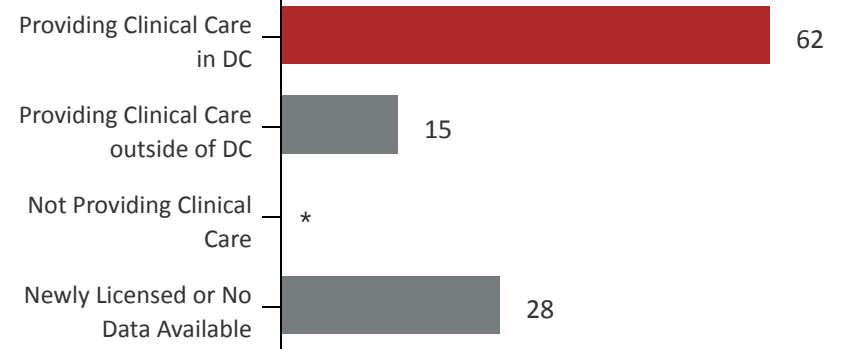
Chiropractors	
■ Providing Clinical Care in DC	62
■ Total Licensed	107

DC LICENSED CHIROPRACTORS

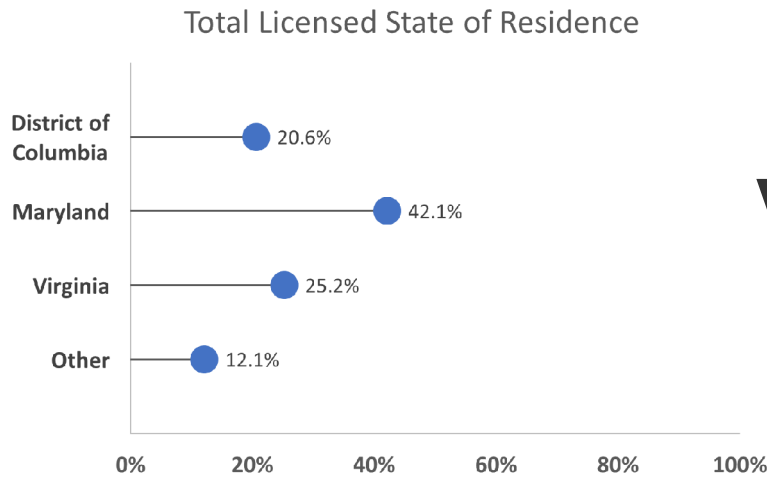


107
Total Licensed
Chiropractors

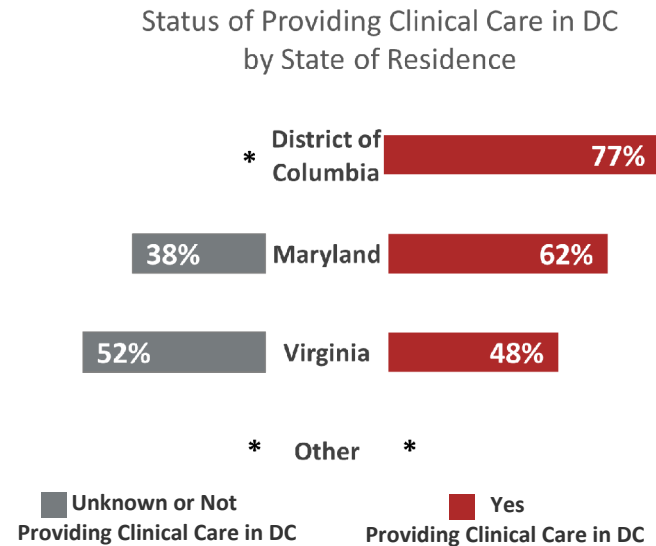
**Total Licensed Chiropractors
by Clinical Care Status and Location**



**DC Licensed Chiropractors
State of Residence Compared to Status of Providing Clinical Care in DC**



VS



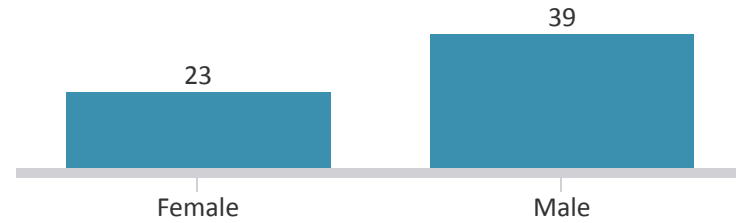
LICENSED CHIROPRACTORS PRACTICING IN DC



62

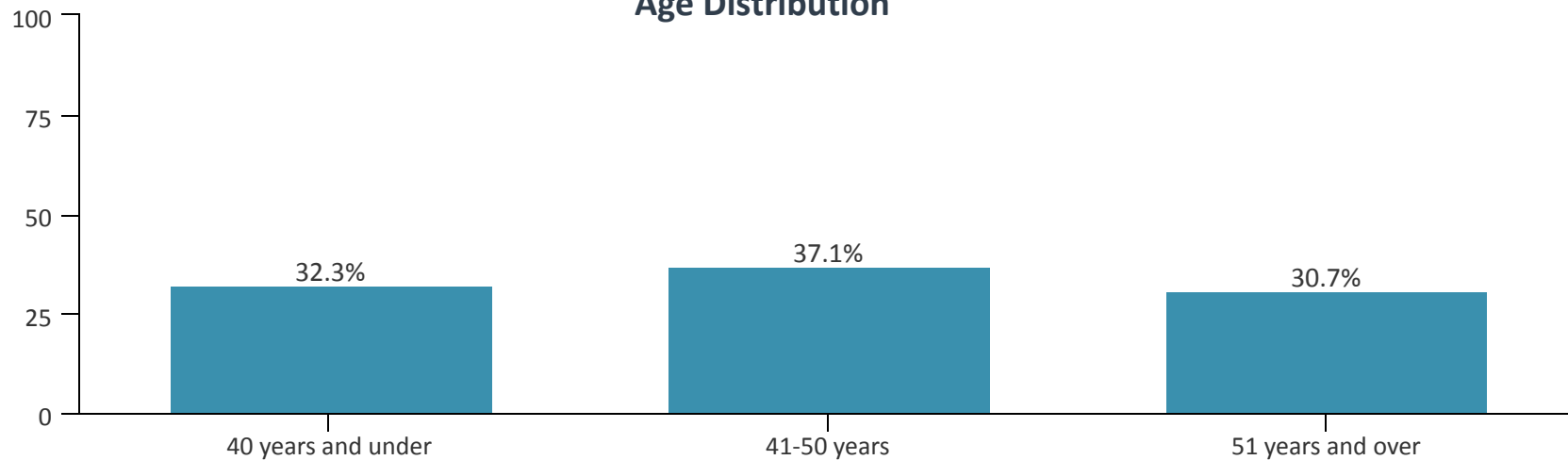
Licensed Chiropractors Providing Clinical Care in the District of Columbia

Gender



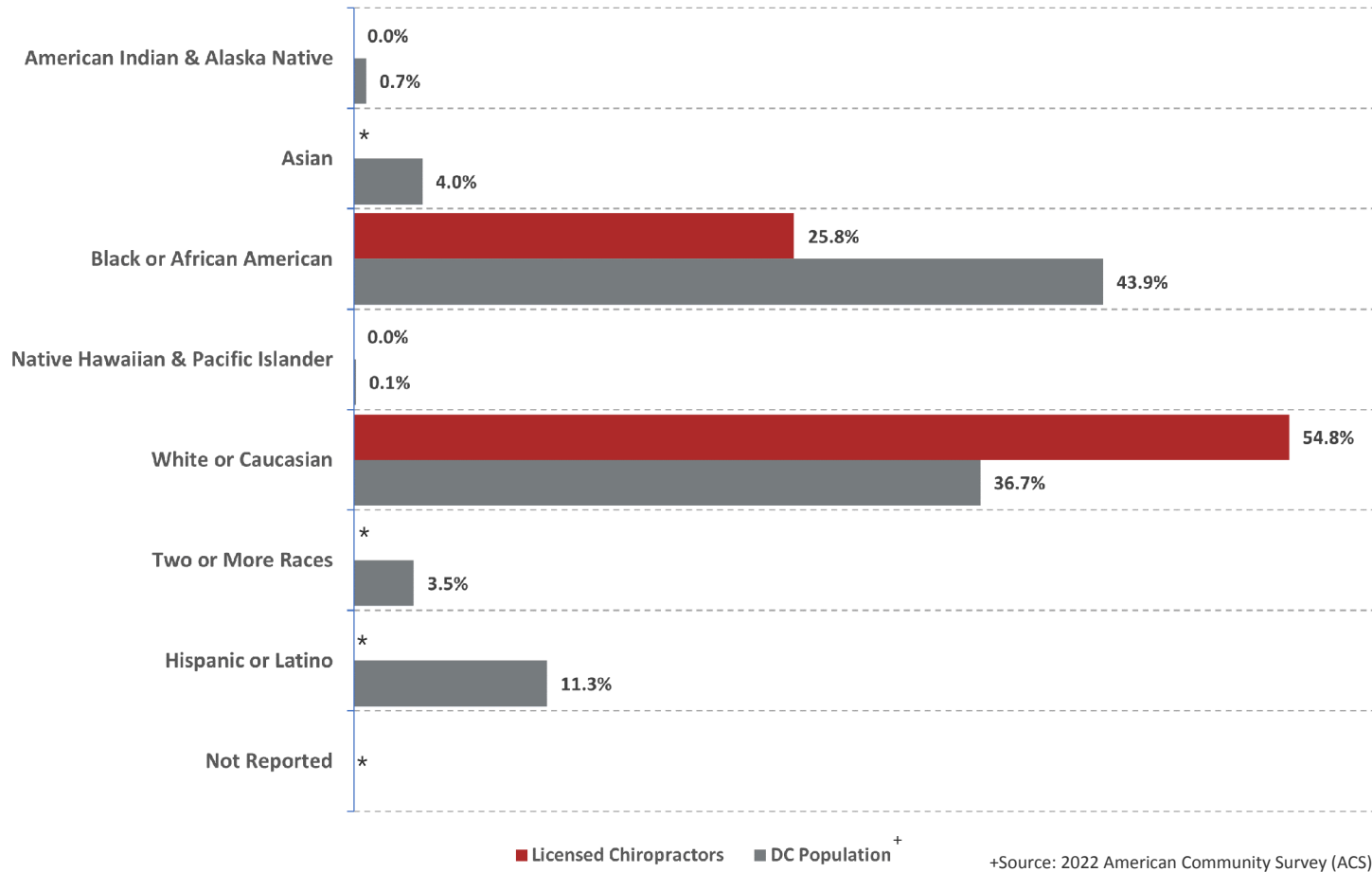
37.1% of licensed chiropractors providing care in District of Columbia are female.

Age Distribution



LICENSED CHIROPRACTORS PRACTICING IN DC

Race/Ethnicity - Licensed Chiropractors Practicing in DC vs DC Population






25.8% of licensed chiropractors practicing in the District of Columbia are Black or African American.


The racial/ethnic distribution of licensed chiropractors practicing in the District of Columbia is not relatively similar to that of the general population, with over-representations among White or Caucasian (+18.1%) chiropractors.

LICENSED CHIROPRACTORS PRACTICING IN DC

Percentage of Licensed Chiropractors Practicing in DC with Multiple Practice Locations



Approximately eight in ten chiropractors report providing care at a single practice location

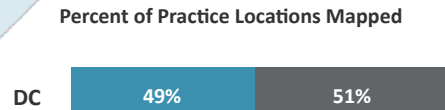
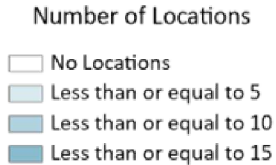
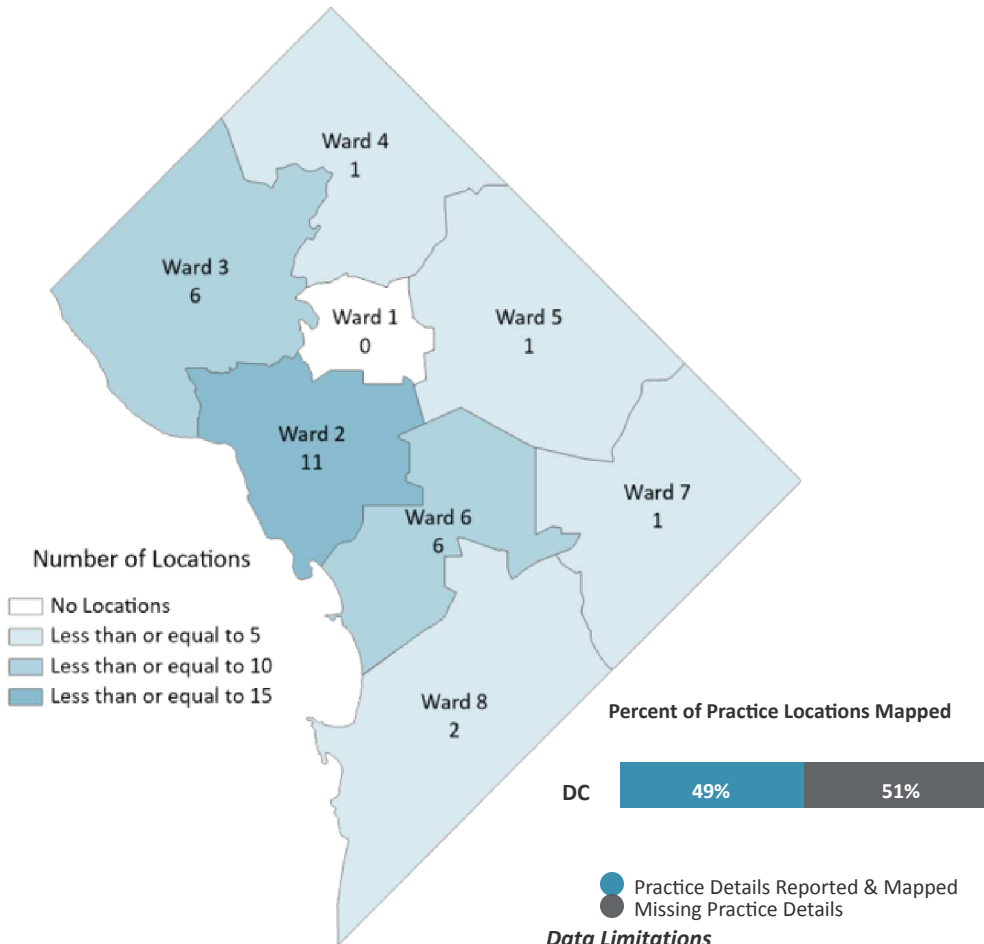


Approximately two in ten chiropractors report providing care at two or more practice locations

LICENSED CHIROPRACTORS PRACTICING IN DC

Overview of Clinical Care Practice Locations

Number of Clinical Care Practice Locations by Ward



Data Limitations
 -Practice Locations are mapped with 98% fidelity
 -Missing details of the address could not be mapped


Clinical Care Practice Findings



Locations

82.1%

of practice locations providing clinical care, that were reported and mapped, are located in Wards 2, 3 & 6.



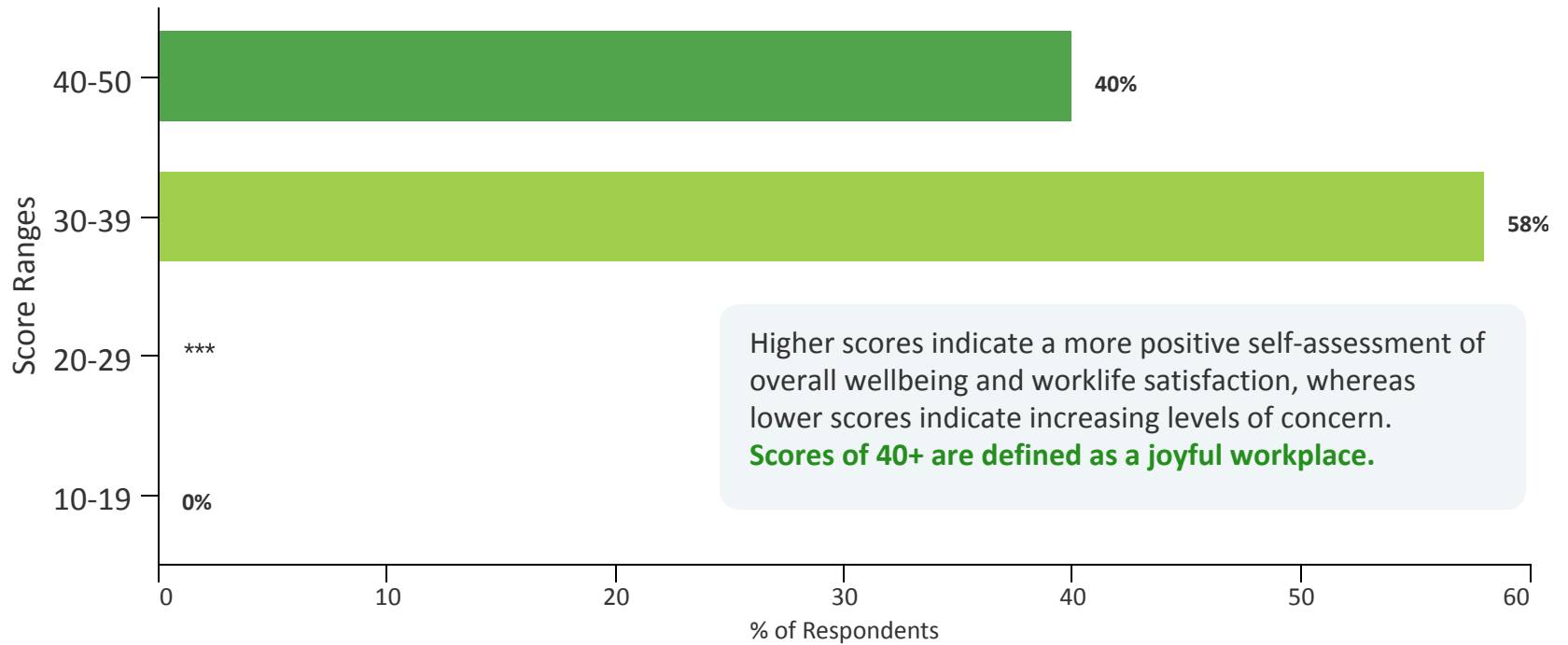
Projected Growth

16.4%

of providers reported increasing their practice hours or adding a practice location over the next two years.

LICENSED CHIROPRACTORS PRACTICING IN DC

Self-Assessment of Worklife and Wellness* among Licensed Chiropractors Practicing in DC**
(Mini Z 2.0 Survey - Full Scale Scores)

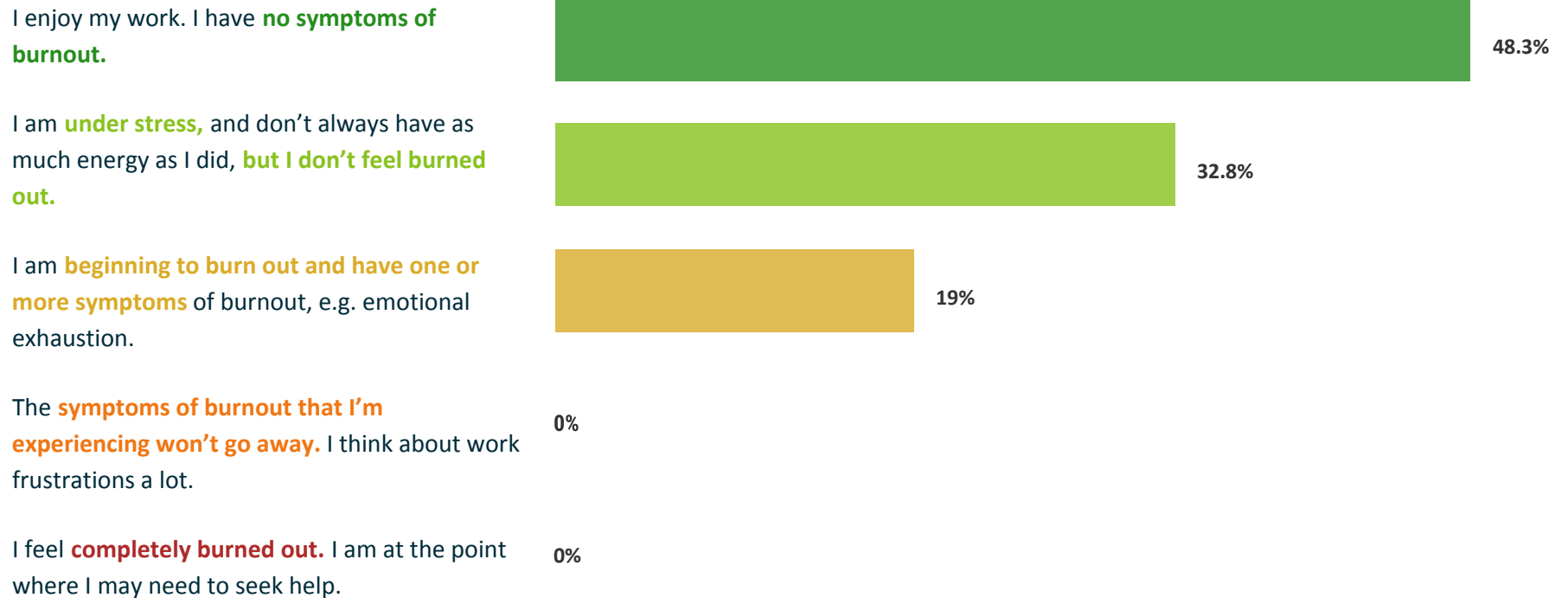


40% of licensed chiropractors practicing in the District reported Mini Z 2.0 full scale scores of 40+, indicating a **joyful workplace**.

*The licensure survey includes the Mini Z 2.0, a 10-question tool assessing work satisfaction, stress, burnout, and 7 potential drivers of burnout in practicing clinicians; the Mini Z 2.0 is a psychometrically sound measure of worklife and wellness in practicing clinicians, validated externally against the Maslach Burnout Inventory (MBI).
 **Answering each question was optional; full scale scores are reported only for respondents who completed all Mini Z 2.0 questions; approximately 80.6 percent (50/62) of licensed chiropractors practicing in DC completed all questions on the Mini Z 2.0 survey.
 ***Data suppressed for confidentiality when the total reported category is less than 10.

LICENSED CHIROPRACTORS PRACTICING IN DC

Self-Assessment of Burnout* among Licensed Chiropractors Practicing in DC** (Mini Z 2.0 Survey - Question 2 Responses)



81.1% of licensed chiropractors practicing DC reported experiencing **no symptoms of burnout (48.3%) or some stress but not feeling burned out (32.8%).**

*Assessment based on the Mini Z 2.0 burnout question; concurrent validity of the burnout question was assessed with the Maslach Burnout Inventory (MBI) emotional exhaustion (EE) subscale and determined to be a valid single-item measure of burnout.

**Approximately 93.5 percent (58/62) of chiropractors practicing in DC responded to the question.

***Data suppressed for confidentiality when the total reported category is less than 10.

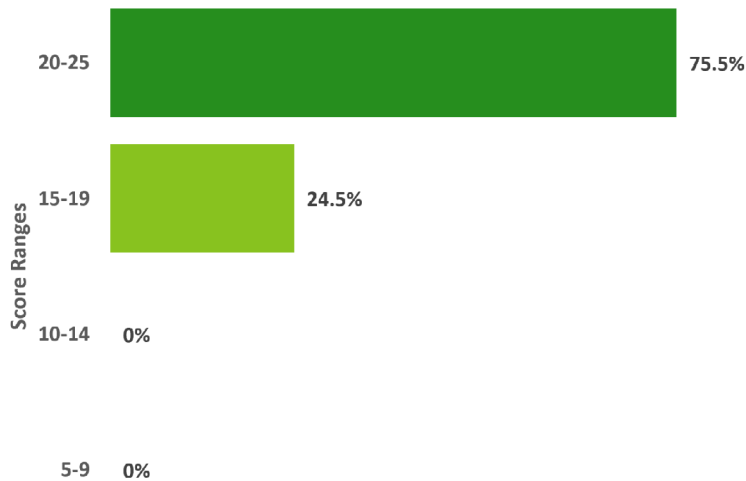
LICENSED CHIROPRACTORS PRACTICING IN DC

Self-Assessment of Worklife and Wellness among Licensed Chiropractors Practicing in DC (Mini Z 2.0 Survey - Subscale Scores)

Subscale 1: Supportive Work Environment*

Includes questions on satisfaction, burnout, values alignment, teamwork, and work control.

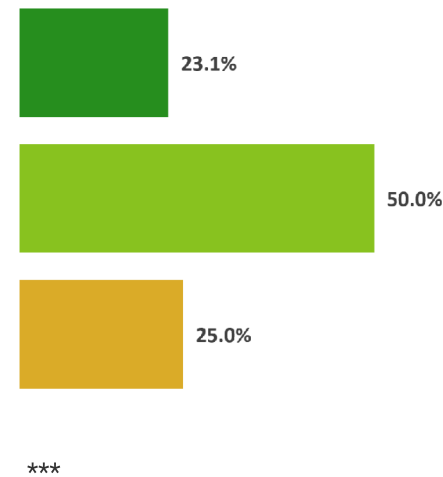
Subscale 1: Supportive Work Environment*



Subscale 2: Work Pace and EMR Stress**

Includes questions on stress, chaos, home EMR use, documentation time pressure, and EMR frustration.

Subscale 2: Work Pace and EMR Stress**



75.5%

of licensed chiropractors practicing in DC reported Subscale 1 scores of 20+, indicating a **supportive work environment**.

23.1%

of licensed chiropractors practicing in DC reported Subscale 2 scores of 20+, indicating **reasonable pace and manageable EMR stress**.

*Approximately 85.5 percent (53/62) of chiropractors practicing in DC completed all questions in subscale 1.

**Approximately 83.9 percent (52/62) of chiropractors practicing in DC completed all questions in subscale 2.

***Data suppressed for confidentiality when the total reported category is less than 10.