

DC BOARD OF PROFESSIONAL COUNSELING LICENSED CERTIFIED ADDICTION COUNSELORS

The District of Columbia’s Board of Professional Counseling (DC BOPC), supported by DC Health's Health Systems and Preparedness Administration (HSPA), licenses all Certified Addiction Counselors I and Certified Addiction Counselors (CAC) II. To collect standard information across all licensing boards (e.g., demographics, workforce capacity, access to care, special topics), HSPA and the Community Health Administration (CHA) partnered to enhance the existing workforce licensure survey, which is now administered to all renewal applicants during the Board’s biennial licensure renewal process.

The DC Primary Care Office (PCO) developed this fact sheet based on its analysis of 2022 DC Board of BOPC CAC I and CAC II Licensure Survey data. Within, information regarding total licensed providers reflects all board-licensed providers with an active license status as of August 15, 2024. Information regarding licensees providing clinical care in DC reflects a subset of Board-licensed providers who 1. applied for license renewal during the 2022 cycle (i.e., were administered the survey); 2. reported a practice location in DC; and 3. reported providing clinical medical care to patients.



Key Findings

- Of the 257 licensed certified addiction counselors forty percent are providing clinical care in DC.
- Nearly ninety percent of certified addiction counselors providing clinical care in DC are 50 years of age or older, which will have an impact on access to care as these individuals consider retirement over the next few years.
- Over ninety percent of certified addiction counselors providing clinical care in DC have no symptoms of burn out or experience stress with no burnout.


DC LICENSED CERTIFIED ADDICTION COUNSELORS

TABLE OF CONTENTS

2023 FACT SHEET

Providers	Key Definitions	Pages
	Total Licensed Total number of board-licensed providers with an active license status as of August 15, 2024.	3-4
	Providing Clinical Care in DC Subset of board-licensed providers who 1. applied for license renewal during the 2022 cycle; 2. reported a practice location in DC; and 3. reported providing clinical medical care to patients.	5-11

DC LICENSED CERTIFIED ADDICTION COUNSELORS



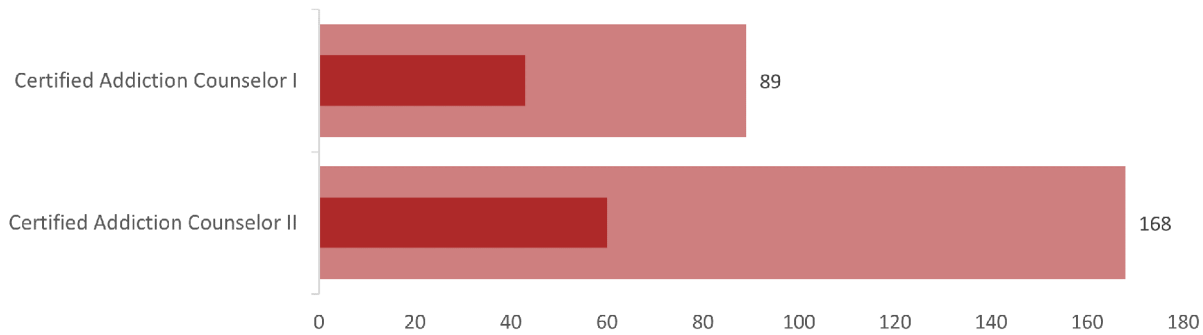
257

Total Licensed
Certified Addiction Counselors



103

Licensed Certified Addiction Counselors
Providing Clinical Care in DC

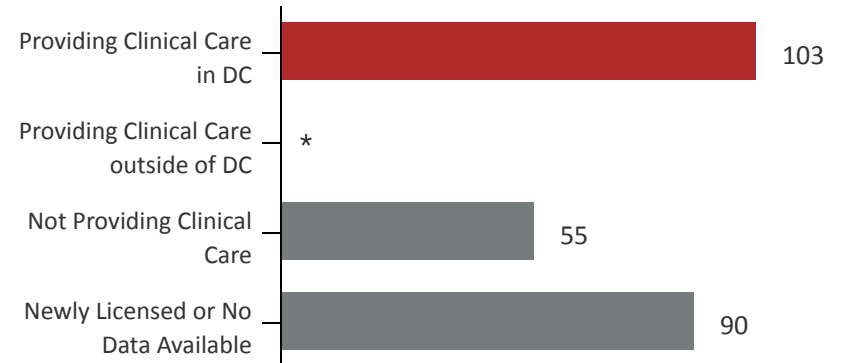


	Certified Addiction Counselor II	Certified Addiction Counselor I
■ Providing Clinical Care in DC	60	43
■ Total Licensed	168	89

DC LICENSED CERTIFIED ADDICTION COUNSELORS

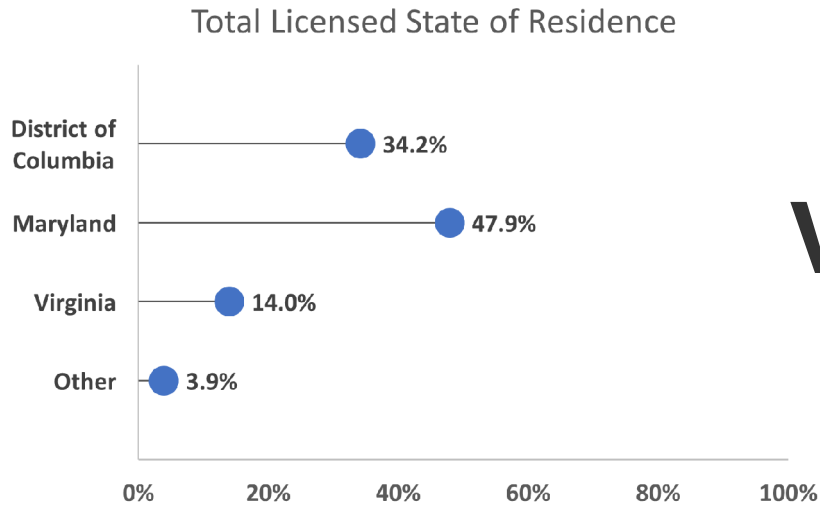


Total Licensed Certified Addiction Counselors by Clinical Care Status and Location

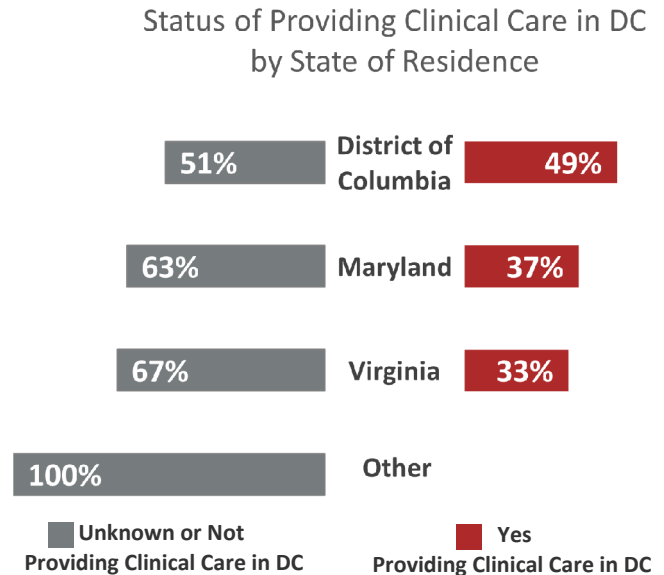


DC Licensed Certified Addiction Counselors

State of Residence Compared to Status of Providing Clinical Care in DC



VS



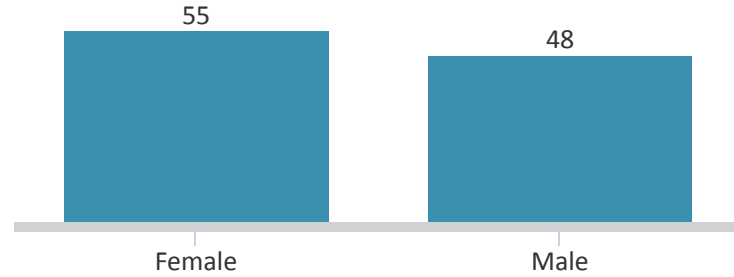
LICENSED CERTIFIED ADDICTION COUNSELORS PRACTICING IN DC



103

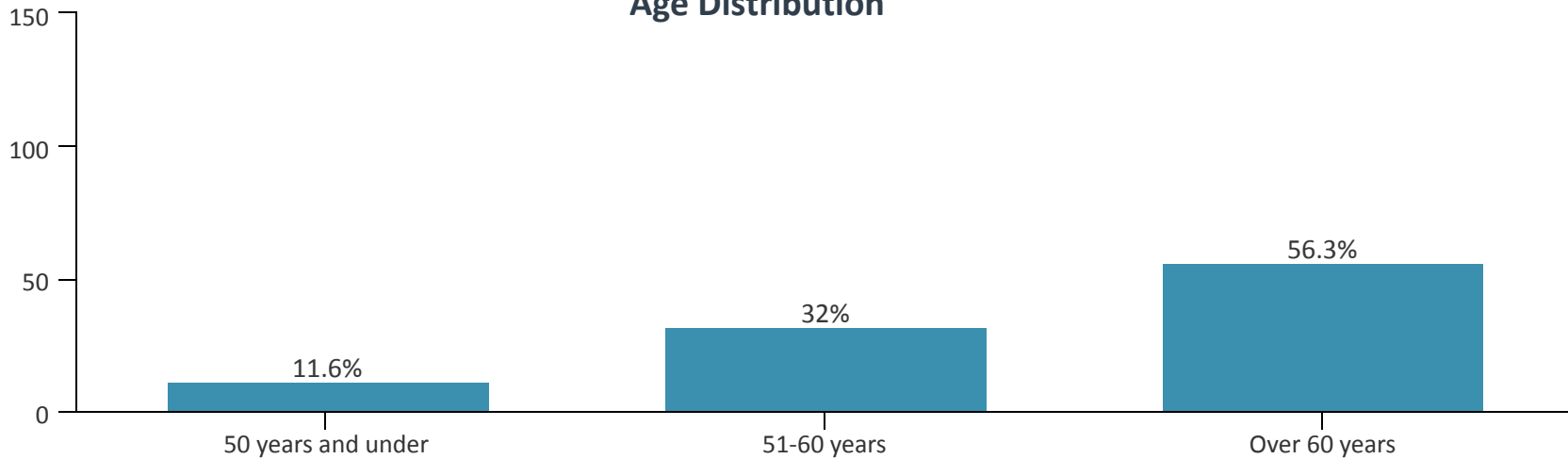
Licensed Certified Addiction Counselors
Providing Clinical Care in the District of Columbia

Gender



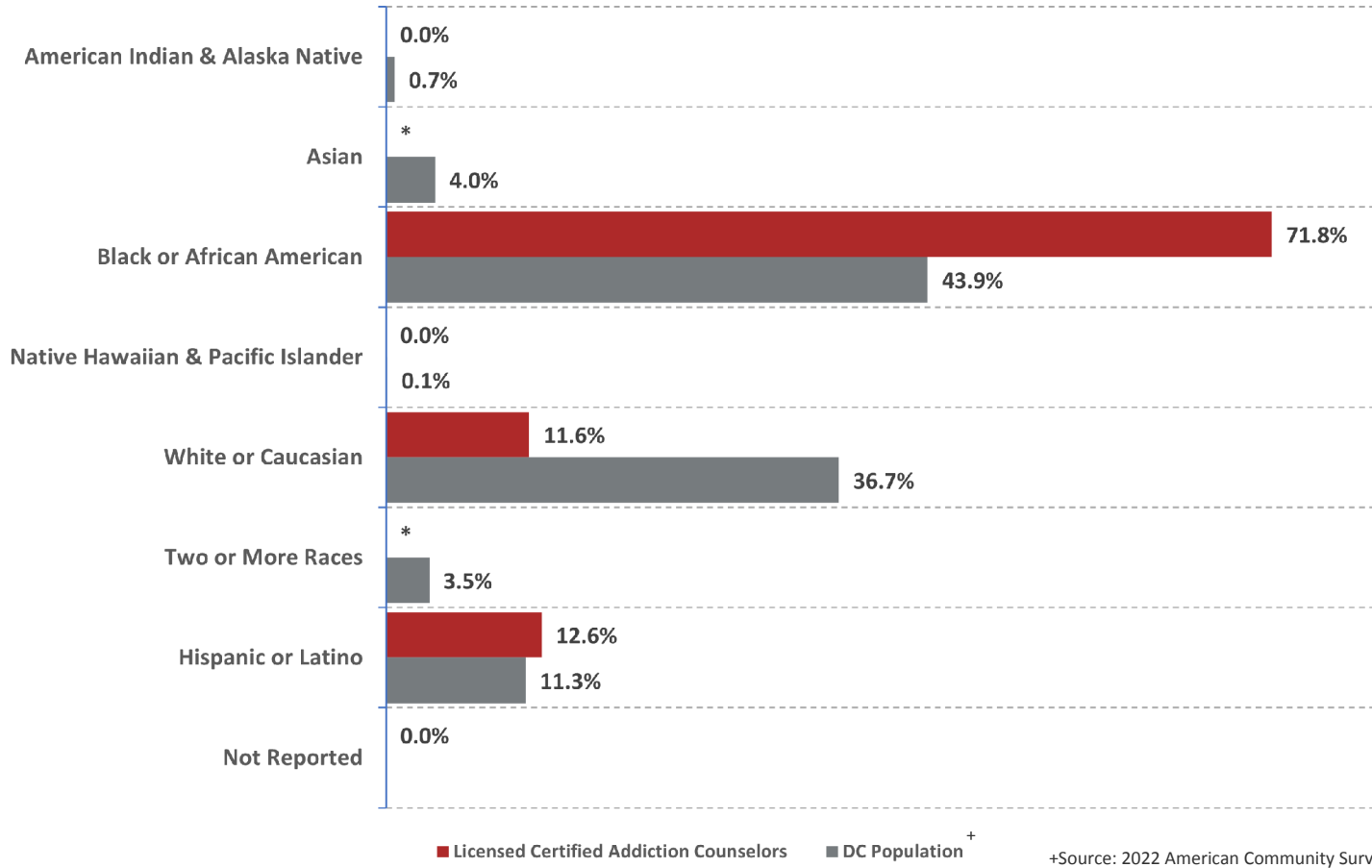
53.4% of licensed certified addiction counselors providing care in District of Columbia are female.

Age Distribution



LICENSED CERTIFIED ADDICTION COUNSELORS PRACTICING IN DC

Race/Ethnicity - Licensed Certified Addiction Counselors Practicing in DC vs DC Population




71.8%

of licensed certified addiction counselors practicing in the District of Columbia are Black or African American.

The racial/ethnic distribution of licensed certified addiction counselors practicing in the District of Columbia is not relatively similar to that of the general population, with over-representations among Black or African American (+27.9%) certified addiction counselors.

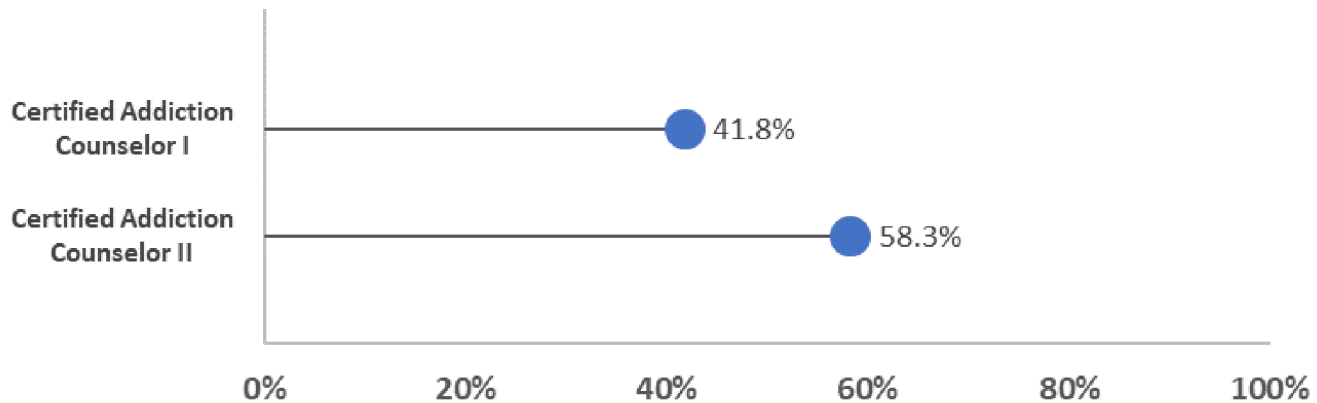
LICENSED CERTIFIED ADDICTION COUNSELORS PRACTICING IN DC

Percentage of Licensed Certified Addiction Counselors Practicing in DC with Multiple Practice Locations



Approximately seven in ten certified addiction counselors report providing care at a single practice location

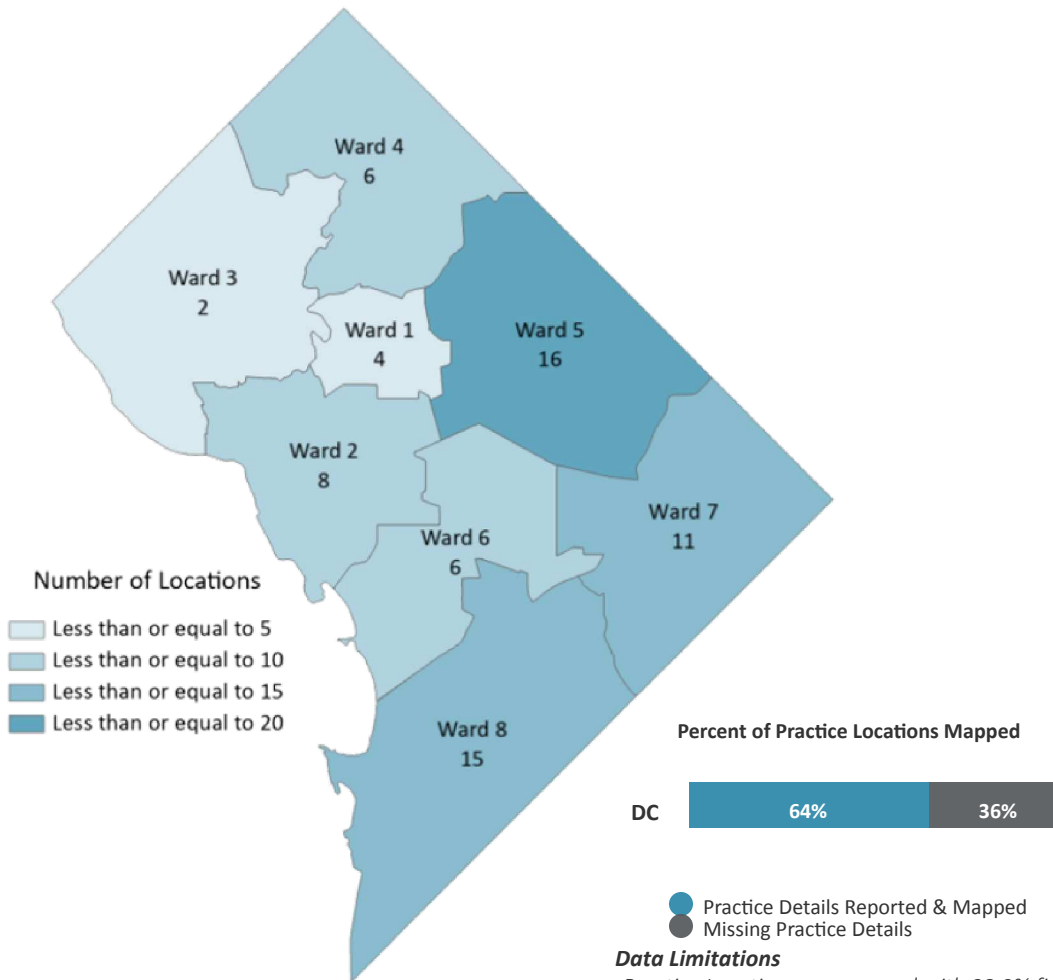
Licensed Certified Addiction Counselors Practicing in DC by License Type



LICENSED CERTIFIED ADDICTION COUNSELORS PRACTICING IN DC

Overview of Clinical Care Practice Locations

Number of Clinical Care Practice Locations by Ward



Data Limitations

- Practice Locations are mapped with 98.3% fidelity
- Missing details of the address could not be mapped


Clinical Care Practice Findings



Locations

23.5%

of practice locations providing clinical care, that were reported and mapped, are located in Ward 5.



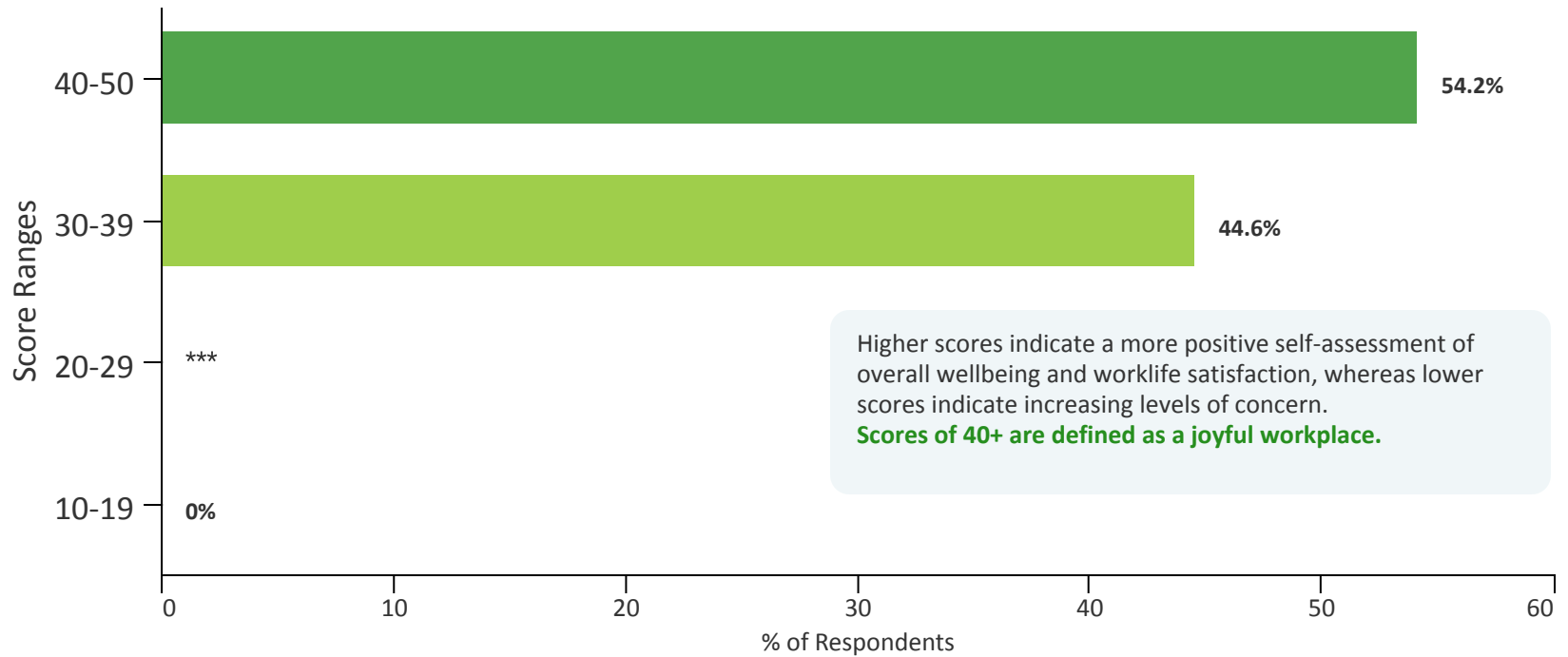
Projected Growth

15%

of providers reported increasing their practice hours or adding a practice location over the next two years.

LICENSED CERTIFIED ADDICTION COUNSELORS PRACTICING IN DC

Self-Assessment of Worklife and Wellness* among Licensed Certified Addiction Counselors Practicing in DC**
(Mini Z 2.0 Survey - Full Scale Scores)

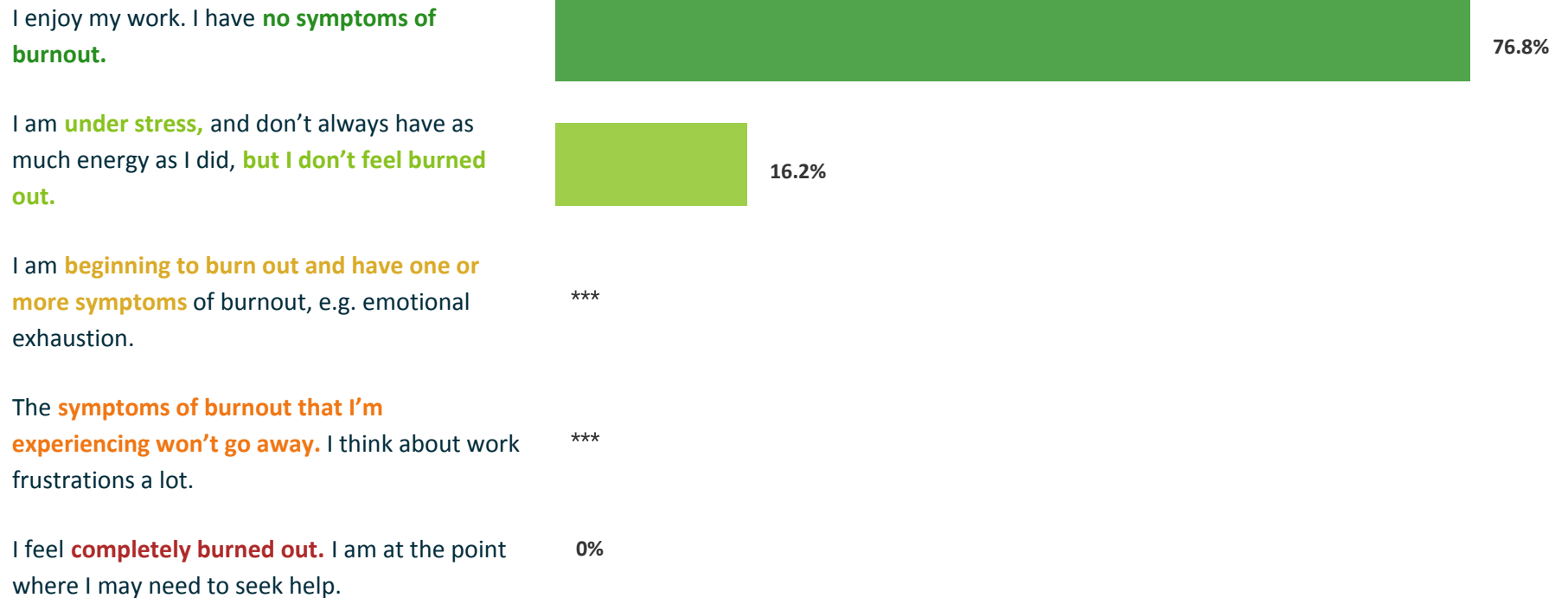


54.2% of licensed certified addiction counselors practicing in the District reported Mini Z 2.0 full scale scores of 40+, indicating a **joyful workplace**.

*The licensure survey includes the Mini Z 2.0, a 10-question tool assessing work satisfaction, stress, burnout, and 7 potential drivers of burnout in practicing clinicians; the Mini Z 2.0 is a psychometrically sound measure of worklife and wellness in practicing clinicians, validated externally against the Maslach Burnout Inventory (MBI).
 **Answering each question was optional; full scale scores are reported only for respondents who completed all Mini Z 2.0 questions; approximately 80.6 percent (83/103) of licensed certified addiction counselors practicing in DC completed all questions on the Mini Z 2.0 survey.
 ***Data suppressed for confidentiality when the total reported category is less than 10.

LICENSED CERTIFIED ADDICTION COUNSELORS PRACTICING IN DC

Self-Assessment of Burnout* among Licensed Certified Addiction Counselors Practicing in DC**
(Mini Z 2.0 Survey - Question 2 Responses)



93.0% of licensed certified addiction counselors practicing DC reported experiencing **no symptoms of burnout (76.8%) or some stress but not feeling burned out (16.2%).**

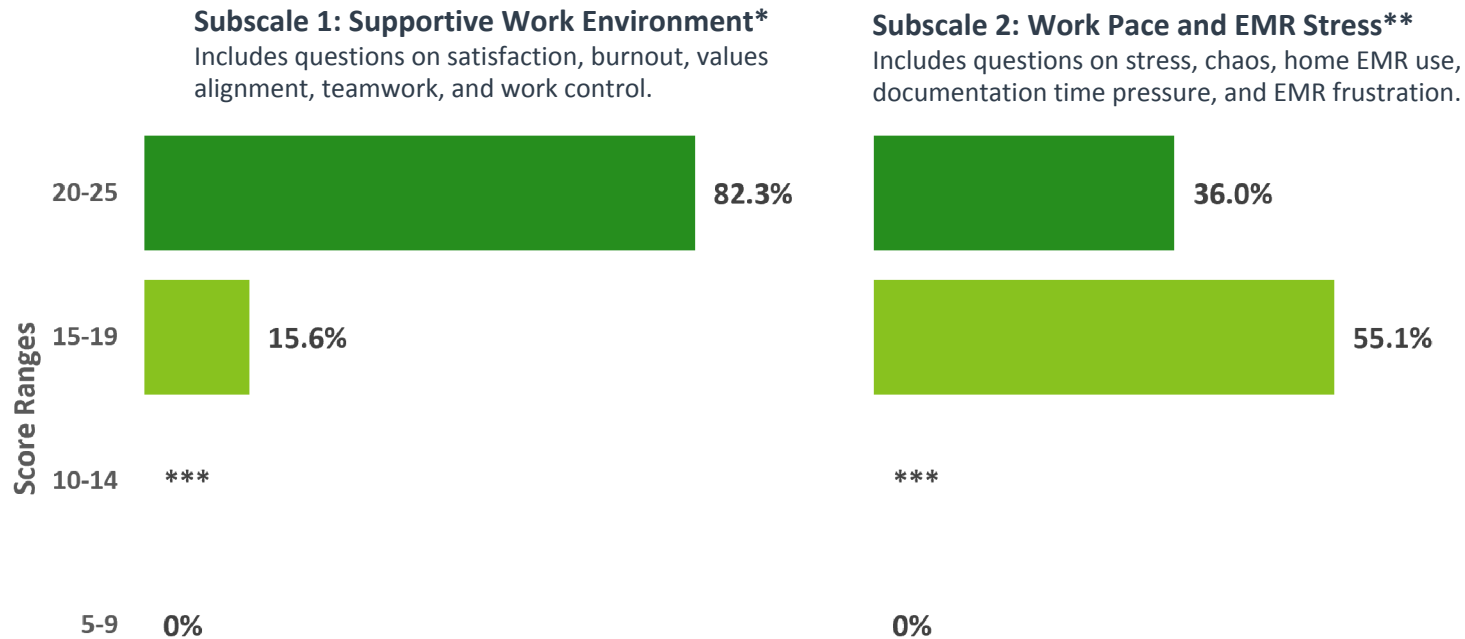
*Assessment based on the Mini Z 2.0 burnout question; concurrent validity of the burnout question was assessed with the Maslach Burnout Inventory (MBI) emotional exhaustion (EE) subscale and determined to be a valid single-item measure of burnout.

**Approximately 96.1 percent (99/103) of certified addiction counselors practicing in DC responded to the question.

***Data suppressed for confidentiality when the total reported category is less than 10.

LICENSED CERTIFIED ADDICTION COUNSELORS PRACTICING IN DC

Self-Assessment of Worklife and Wellness among Licensed Certified Addiction Counselors Practicing in DC
(Mini Z 2.0 Survey - Subscale Scores)



82.3%

of licensed certified addiction counselors practicing in DC reported Subscale 1 scores of 20+, indicating a **supportive work environment.**

*Approximately 93.2 percent (96/103) of certified addiction counselors practicing in DC completed all questions in subscale 1.

**Approximately 86.4 percent (89/103) of certified addiction counselors practicing in DC completed all questions in subscale 2.

***Data suppressed for confidentiality when the total reported category is less than 10.

36.0%

of licensed certified addiction counselors practicing in DC reported Subscale 2 scores of 20+, indicating **reasonable pace and manageable EMR stress.**