

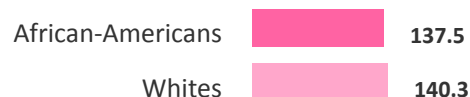
BREAST Cancer

Breast Cancer Fact Sheet, District of Columbia, 2011-2020

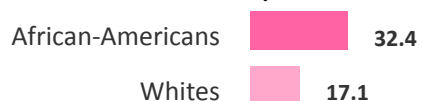
#1 most commonly **diagnosed** cancer among women (137.5 per 100,000), 2011-2020.

#2 leading cause of cancer deaths among women (26 per 100,000), 2011-2020.

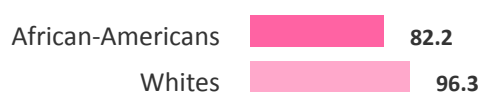
Over this time period, breast cancer incidence was similar for African American women and White women.



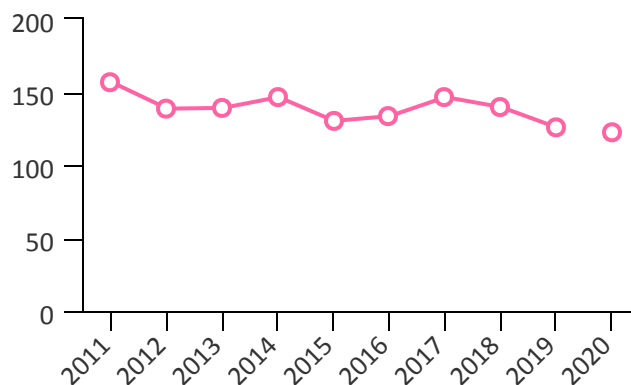
Over this time period, breast cancer mortality was almost **2x** higher for **African American** women compared to **White** women.



For diagnosis years 2011-2018, the 5 year breast cancer **survival rate** was higher for **White** women than for African-American women.

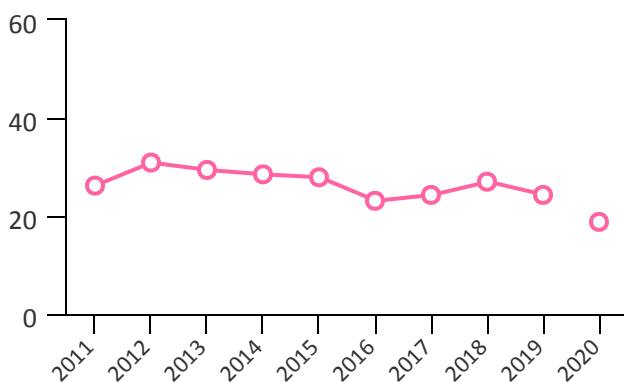


Age-adjusted incidence, 2011-2020*



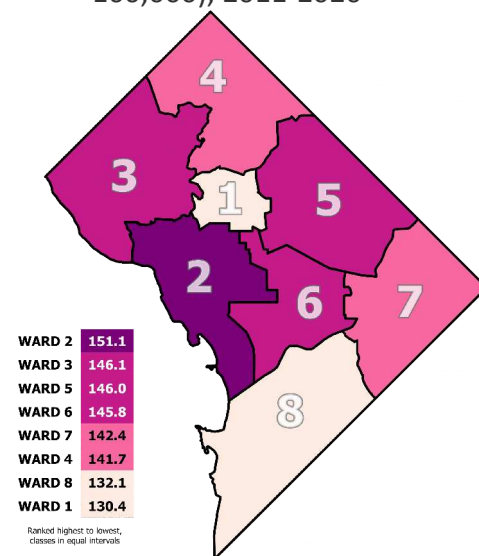
Breast cancer incidence declined about 1.7% per year.

Age-adjusted mortality, 2011-2020*



Breast cancer mortality declined about 3.3% per year.

10 year, age-adjusted female breast cancer incidence rates by ward (per 100,000), 2011-2020



10 year, age-adjusted female breast cancer mortality rates by ward (per 100,000), 2011-2020

