

PROSTATE Cancer

Prostate Cancer Fact Sheet, District of Columbia, 2018

#2

most commonly **diagnosed** cancer in the District (133.0 per 100,000 men) in 2018.

#1

leading cause of cancer **deaths** in the District (32.9 per 100,000 men) in 2018.

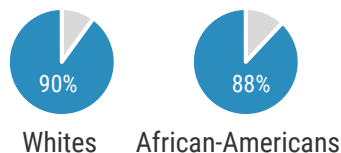
African-American men have a 34% higher incidence rate than White men in 2018.



African-American men have approximately 3 times the mortality rate of White men in 2018.

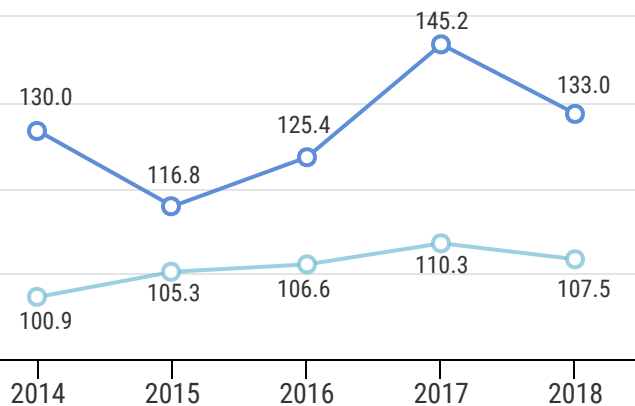


As of December 2018, the five-year prostate cancer **survival rate** was **2% higher for Whites** than for African-Americans (90% vs 88%).

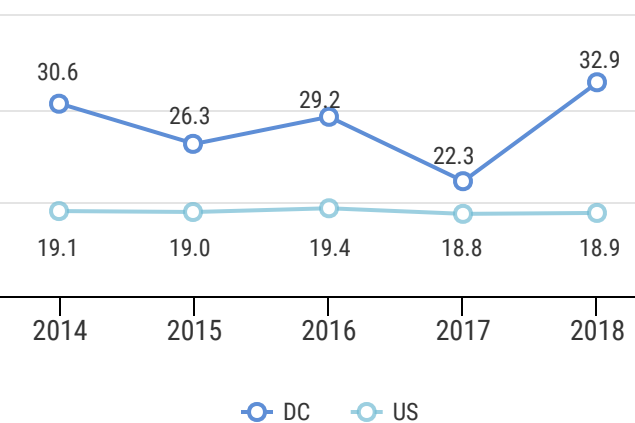


Incidence rates have **increased** between 2015 and 2017 in the District.

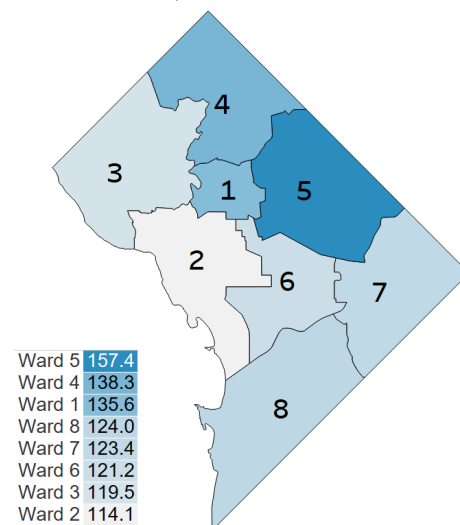
Age-adjusted incidence rates of prostate cancer in DC vs US, 2014-2018



Age-adjusted mortality rates of prostate cancer in DC vs US, 2014-2018

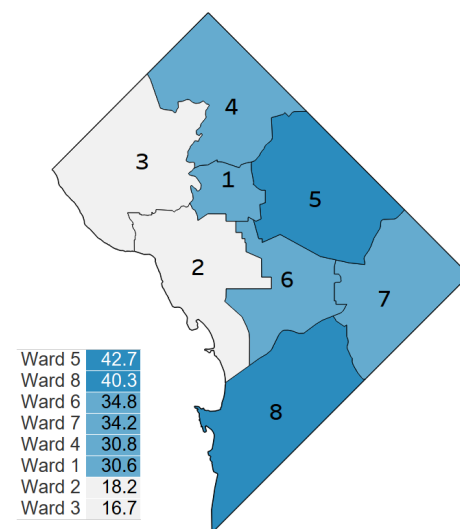


Ward 5 has the highest incidence rate of prostate cancer (157 per 100,000 men), 2014 - 2018.



© OpenStreetMap

Ward 5 has the highest mortality rates of prostate cancer (43 per 100,000 men), 2014 - 2018.



© OpenStreetMap