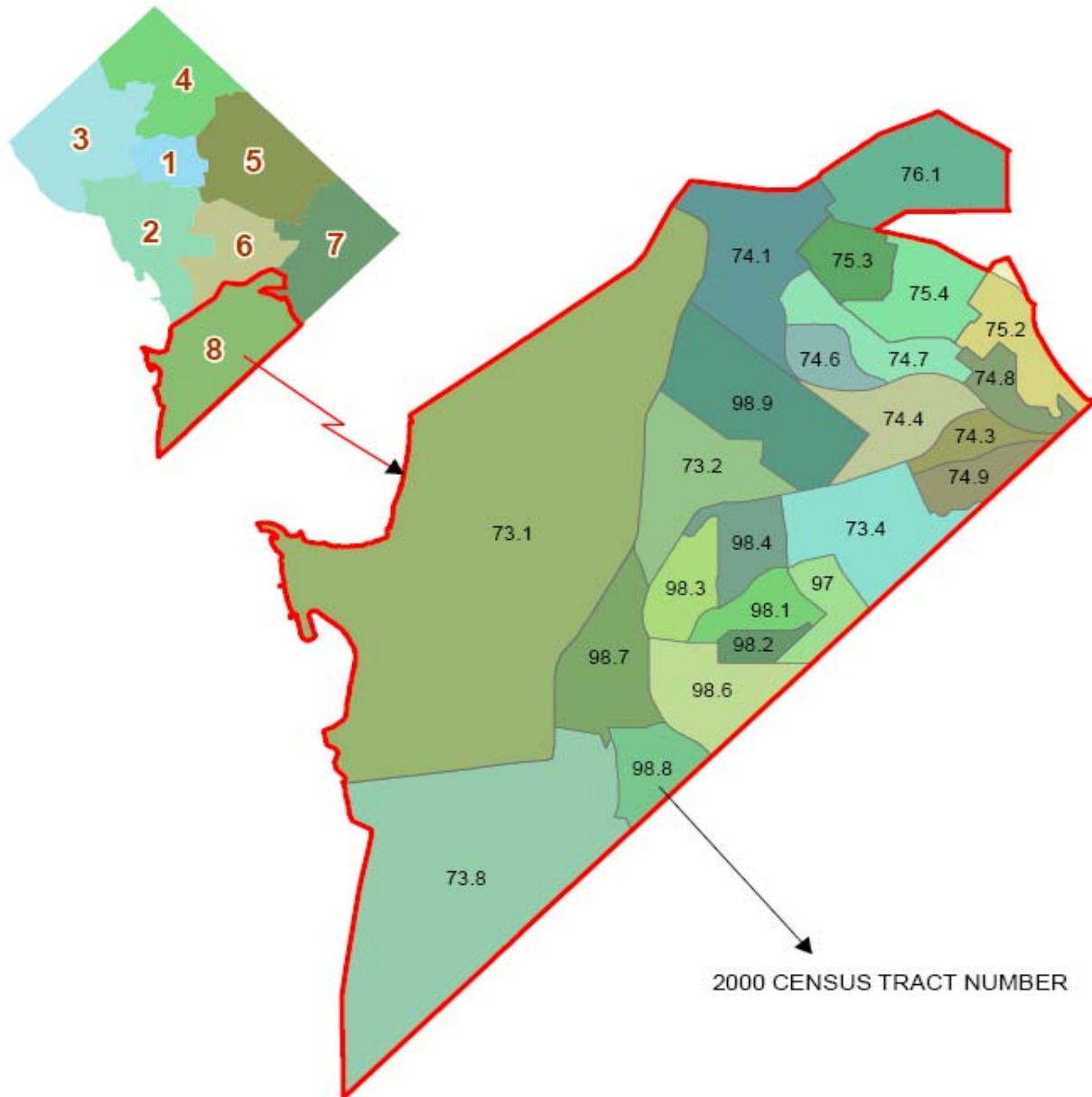


# Ward 8 – Profile of Health and Socio-Economic Indicators

DISTRICT OF COLUMBIA DEPARTMENT OF HEALTH  
Center for Policy, Planning and Epidemiology  
State Center for Health Statistics



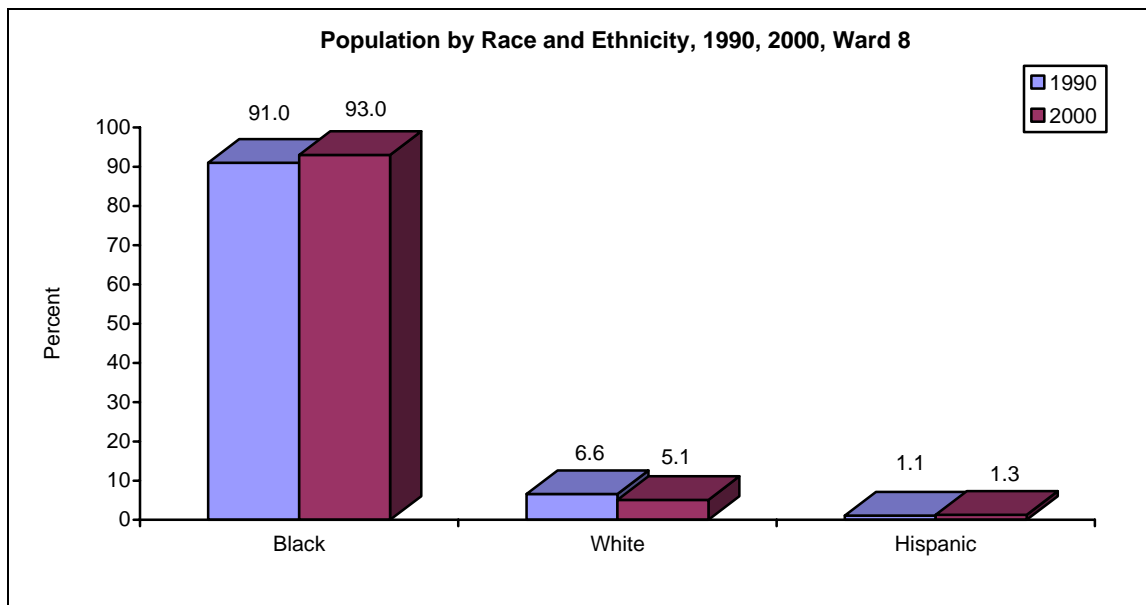
\* THERE ARE NO MEDICAL FACILITIES IN WARD 8

## Introduction

Ward 8 is located in the southernmost tip of the District of Columbia. A predominantly African-American community, almost 40% of the population is 19 years old or younger. In the area of health care access, about 88% of Ward 8 residents possess some type of health care coverage. Approximately 77% of female residents have been screened for breast cancer and over 67% of male residents have been screened for prostate cancer. HIV screening has been conducted for over 80% of the Ward 8 population. Major health challenges include the relatively high death rates due to HIV/AIDS and essential hypertension. Homicide is the fourth leading cause of death. Health risk behaviors of concern include obesity, lack of physical activity and current smoking.

## SELECTED SOCIO-ECONOMIC INDICATORS

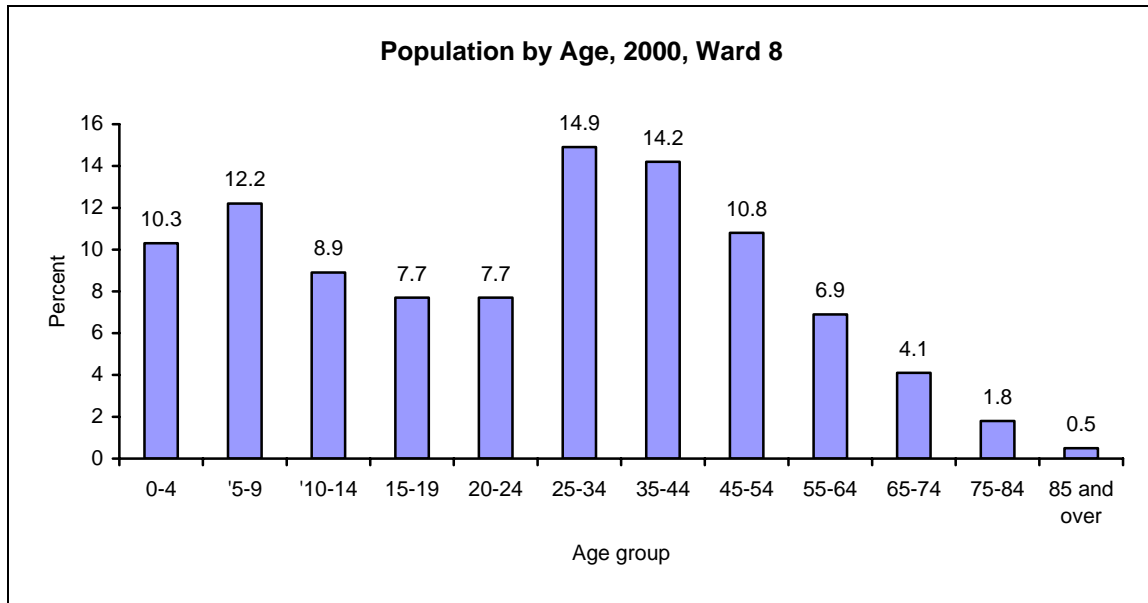
Chart 1. Population by Race and Ethnicity, Ward 8



Source: US Census Bureau

- Between the 1990 and 2000 census, the total population declined by approximately 15%.
- The proportion of Blacks increased slightly, by 2%, while the white population declined by 23%.
- The population of persons of Hispanic origin, though relatively small, increased slightly (18%), during the decade.
- During the same decade the proportion of foreign born residents, though small, increased by 33%.

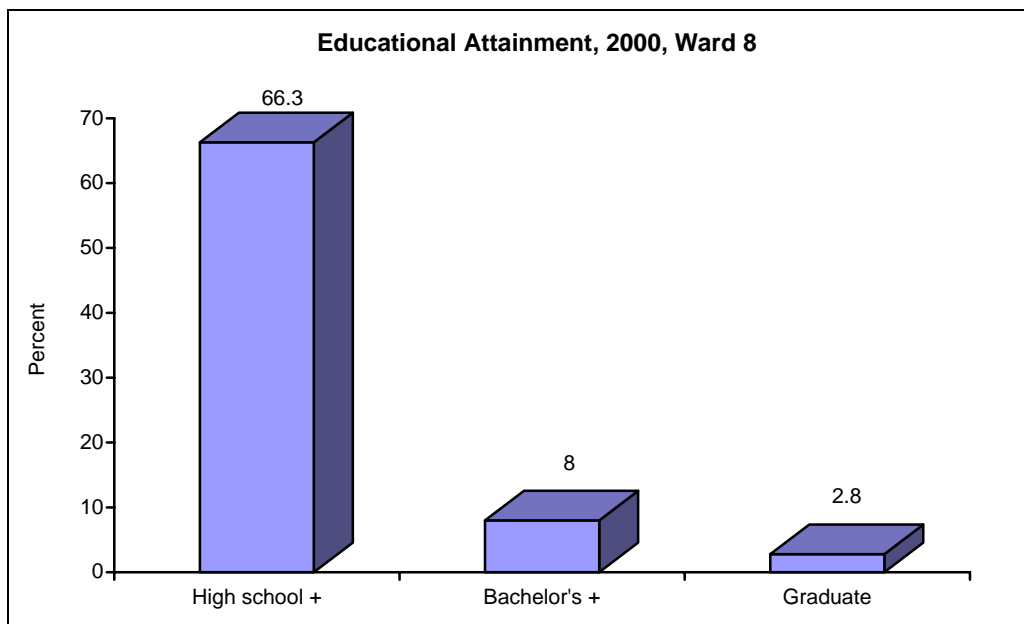
Chart 2. Population by Age, Ward 8



Source: US Census Bureau

- Approximately 39% of the Ward 8 population is comprised of children and youth, 19 years or younger.
- Adults, aged 20-64, make up about 55% of the population.
- Older adults, age 65 and above, make up 6.4 % of the population.

Chart 3. Educational Attainment, Ward 8



Population 25 years and over  
Source: US Census Bureau


Table 1. Economic Indicators, Ward 7

Census 2000 Selected Economic Indicators for DC and Ward 8		
Economic Indicator	DC	Ward 8
% Population in labor force	63.6	56.3
% Population unemployed	6.8	11.6
-Median income	\$40,127	\$25,017
-Per capita income	\$28,659	\$12,630
-Median monthly gross rent	\$618	\$497
% Families in poverty	16.7	33.1
% Individuals in poverty	20.2	36.0
-Average household size	2.16	2.73
-Average family size		

Source: US Census Bureau

- Compared to other District wards, residents of Ward 8 are about 11% less likely to work in the city's labor force.
- The median income is 38% lower in Ward 8, as compared to other District wards.
- The percent of families in poverty is almost twice as high in Ward 8, as compared to the District overall.

Chart 4. Language Spoken at Home, Ward 8

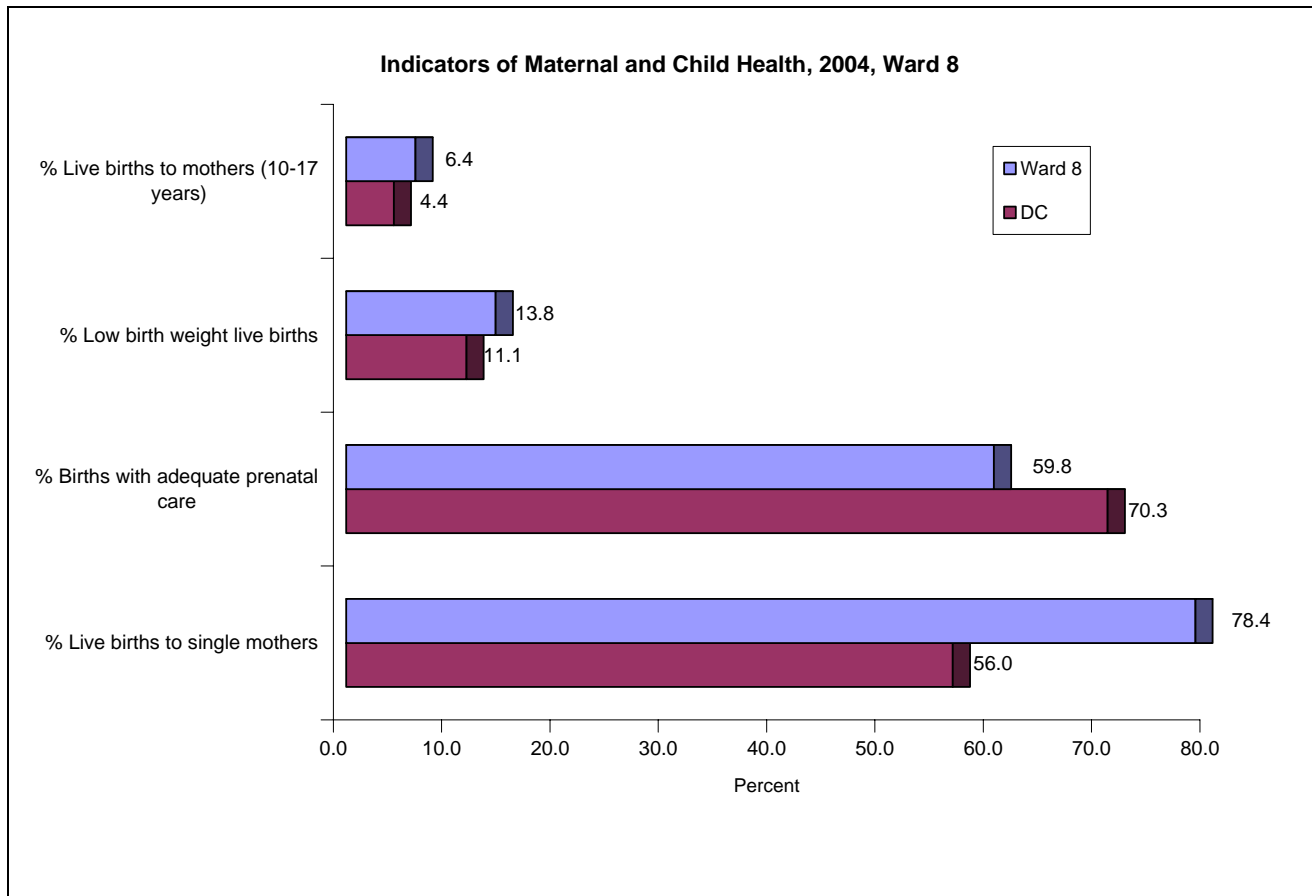


Population 5 years and over  
Source: US Census Bureau

- Over 5% of the residents of Ward 8 speak a language other than English in their home.
- Spanish is spoken in the homes of about 3% of the ward's population.

## SELECTED HEALTH INDICATORS

Chart 5. Indicators of Maternal and Child Health, Ward 8



Source: DOH, Center for Policy, Planning and Epidemiology, State Center for Health Statistics

- In Ward 8, 78.4% of live births were to single mothers, higher than the District's overall percent of 56.0.
- Birth to mothers who received adequate prenatal care in Ward 8 was 59.8%, lower than the District's overall of 70.3%.
- Ward 8 had 13.8% of low birth weight (weighing under 2,500 grams or 5 pounds, 8 ounces) live births, higher than the District's overall of 11.1%.
- The percent for mothers age 10-17 was also higher than the District's overall, 6.4% vs. 4.4%, respectively.

*Table 2. Indicators of Maternal and Child Health, and Infant Mortality  
District Overall vs. Ward 8, 2004*

<b>Indicators</b>	<b>DC</b>	<b>Ward 8</b>
Census 2000 Population	572,059	61,532
Live Births Rate/1,000 pop <sup>1</sup>	7,937 13.9	1,231 20.0
Births to Unmarried Women (Percent)	4,442 56.0	965 78.4
% Births to Unmarried Women		
Black	77.5	85.3
White	8.9	9.5
Hispanic <sup>2</sup>	63.1	23.1
Births to Mothers age <20 yrs (Percent)	887 11.2	197 16.0
Births to Mothers 15-19 yrs (Percent)	864 10.9	191 15.5
Birth Rate/1,000 Women 15-19 yrs <sup>1</sup>	43.5	89.5
Low Birth Weight Live Births <sup>3</sup> (Percent)	881 11.1	170 13.8
% Low Birth Weight Births <sup>3</sup>		
Black	14.0	14.2
White	6.0	5.3
Hispanic <sup>2</sup>	8.1	19.2
Low Birth Weight <sup>3</sup> to Mothers <20 yrs (Percent)	113 12.7	30 15.2
% Births With Adequate Prenatal Care <sup>4</sup>	70.3	59.8
% Births With Prenatal Care Beginning First Trimester <sup>5</sup>	79.4	74.4
Infant Deaths (under 1 yr.) Rate (per 1,000 live births) <sup>6</sup>	94 11.8	13 10.6

<sup>1</sup> Rates based on Census 2000 population.

<sup>2</sup> Hispanics include persons of all Hispanic origin of any race.

<sup>3</sup> Low birth weight (under 2,500 grams or 5 lbs. 8 oz.).

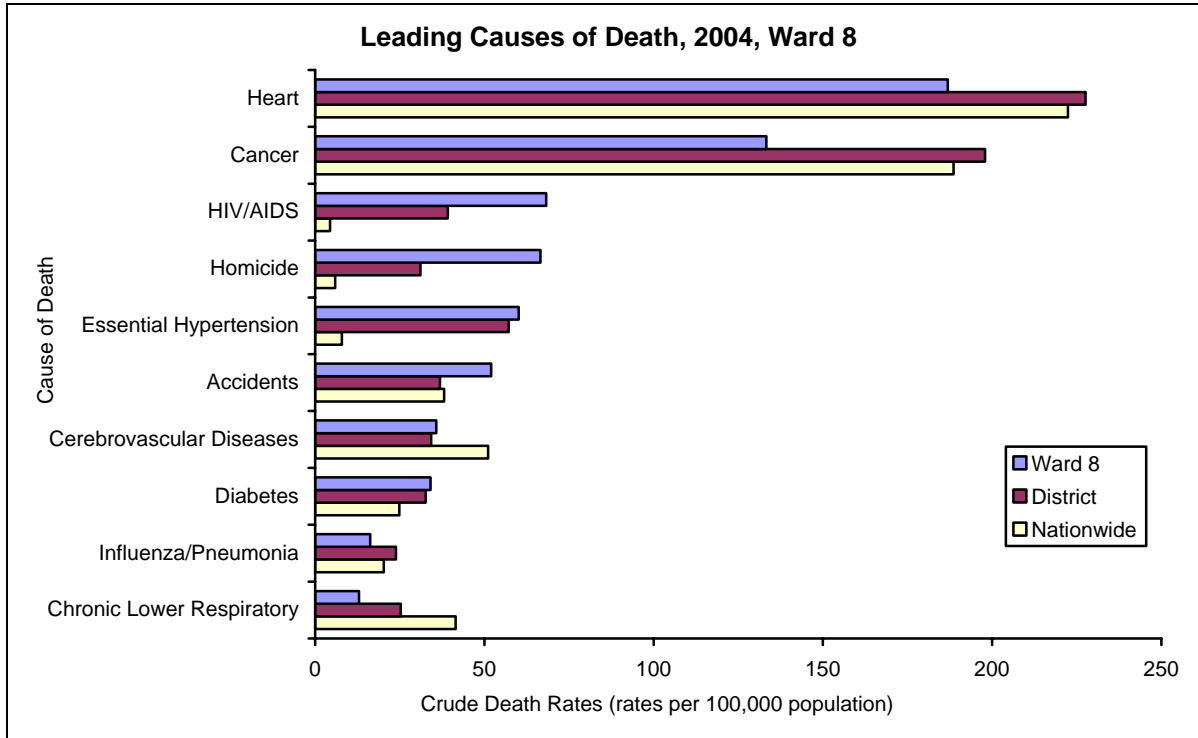
<sup>4</sup> Adequate prenatal care is based on care initiated in the first trimester with a minimum of nine prenatal visits.

<sup>5</sup> Excludes not stated from total number of births before percentages were computed.

<sup>6</sup> Due to the small number of infant deaths, infant mortality rates are highly variable and should be interpreted cautiously.

Source: DOH, Center for Policy, Planning and Epidemiology, State Center for Health Statistics.

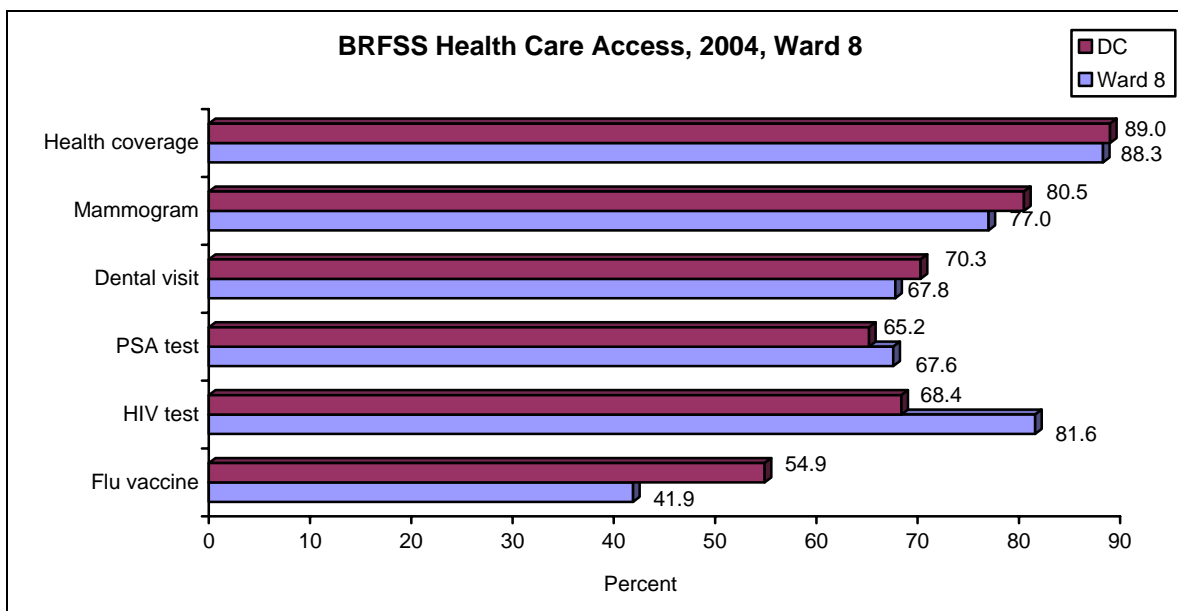
Chart 6. Top Ten Causes of Death, 2004, Ward 8



Source: DOH, Center for Policy, Planning and Epidemiology, State Center for Health Statistics

- Heart Disease is the leading cause of death in Ward 8, but it is 22% and 19% lower than the District and US, respectively.
- While Cancer is the second leading cause of death in Ward 8, the crude death rate is about 48% lower than the District-wide rate and 41% lower than the nation.
- The HIV death rate is almost sixteen times higher than the US rate.
- Homicide, the fourth leading cause of death in Ward 8, is double the District's overall rate and eleven times higher than the US as a whole.
- Deaths due to essential hypertension occur over seven times more often in Ward 8 compared to the US.
- Diabetes related deaths occur at a rate that is 4% higher than in other District wards and 12% higher than the US population.

*Chart 7. Health Care Access, Ward 8*  
Behavioral Risk Factor Surveillance System (BRFSS) Data, 2004



Source: DOH, Center for Policy, Planning and Epidemiology, State Center for Health Statistics

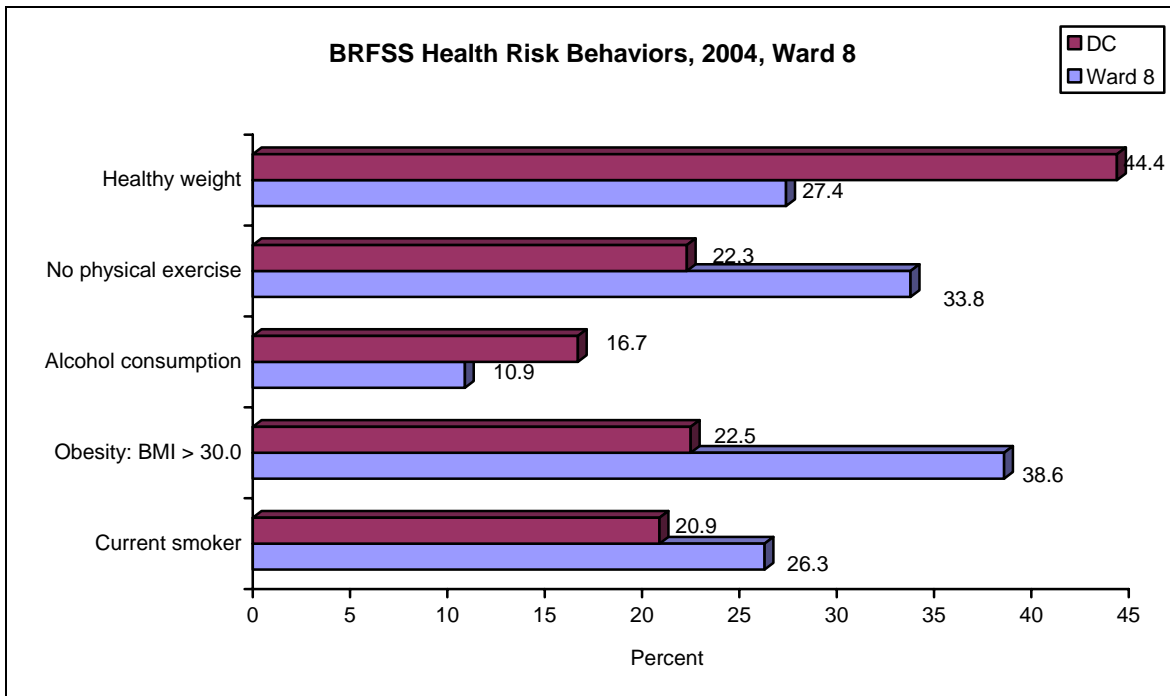
BRFSS questions:

1. During the past 12 months, have you had a flu shot?
2. Have you ever been tested for HIV? (Do not count tests you may have had as part of a blood donation)
3. Have you ever had a PSA test? (men age 40+)
4. How long has it been since you last visited a dentist for any reason?
5. How long has it been since your last mammogram (had one in past 2 years, women 40+)?
6. Do you have any kinds of health care coverage, including health insurance, prepaid plans such as HMOs, doctor or health care provider?

- Over 88% of Ward 8 residents have some kind of health care coverage.
- Approximately 42% of persons over 65 received influenza vaccine.
- Over 68% of Ward 8 residents were tested for HIV.
- About two thirds of men were screened for prostate cancer.
- Almost 77% of women were screened for breast cancer.



*Chart 8. Health Risk Behaviors, Ward 8*  
Behavioral Risk Factor Surveillance System (BRFSS) Data, 2004



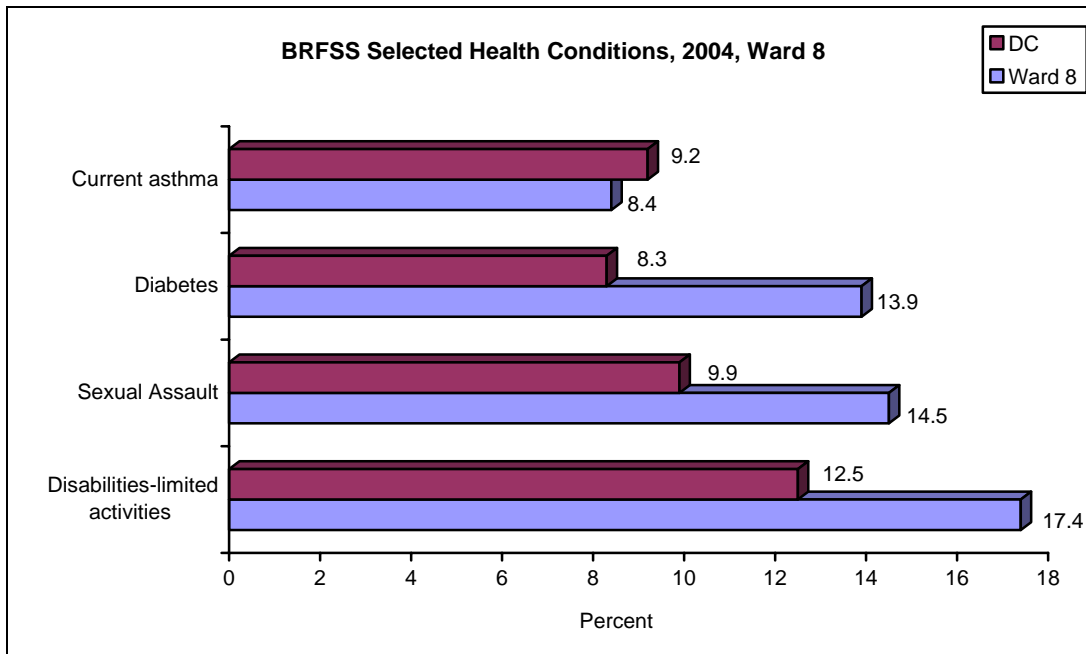
Source: DOH, Center for Policy, Planning and Epidemiology, State Center for Health Statistics

BRFSS questions:

1. Currently smoke: is a calculated variable and is equal to respondents who indicated they had smoked at least 100 cigarettes in their life and now smoke every day or some days.
2. Obesity: is equal to a BMI of 30 or higher.
3. Binge Drinking: refers to how many times during a thirty day period five or more alcoholic beverages were consumed on an occasion.
4. During the past month, other than your regular job did you participate in any physical activities or exercises such as running, calisthenics, golf, gardening, or walking for exercise?
5. Healthy weight: percent of healthy weight

- Less than one third of Ward 8 residents report having a healthy weight, while over 38% report being obese.
- Over 33% of residents report participating in no physical activity.
- Almost one in four residents of Ward 8 is currently smoking.
- Approximately 11% of residents are binge drinkers.

*Chart 9. Selected Health Conditions, Ward 8*  
Behavioral Risk Factor Surveillance System (BRFSS) Data, 2004



Source: DOH, Center for Policy, Planning and Epidemiology, State Center for Health Statistics  
BRFSS questions:

1. Have you ever been told by a doctor or other health professional that you had asthma?
2. Have you ever been told by a doctor that you had diabetes?
3. Have you ever been sexually assaulted?
4. Are you limited in any way in any activities because of physical, mental or emotional problems?

- Approximately 15% of Ward 8 residents have been a victim of a sexual assault.
- Over 8% of the population has been diagnosed with asthma.
- Approximately 14% of Ward 8 residents have been diagnosed with diabetes.
- Over 17% of Ward 8 residents are limited in their daily activities by physical, mental or emotional problems.

**Publication Notes:** Information appearing in this sheet may be freely reproduced. However, in the use of these data, it is requested that credit be given to the District of Columbia, Department of Health, Center for Policy, Planning and Epidemiology, State Center for Health Statistics. For further information, please contact, the State Center for Health Statistics, 825 North Capitol Street, N.E., Washington, D.C. 20002 (Phone: 202-442-5865).

\*\*\*\*\*