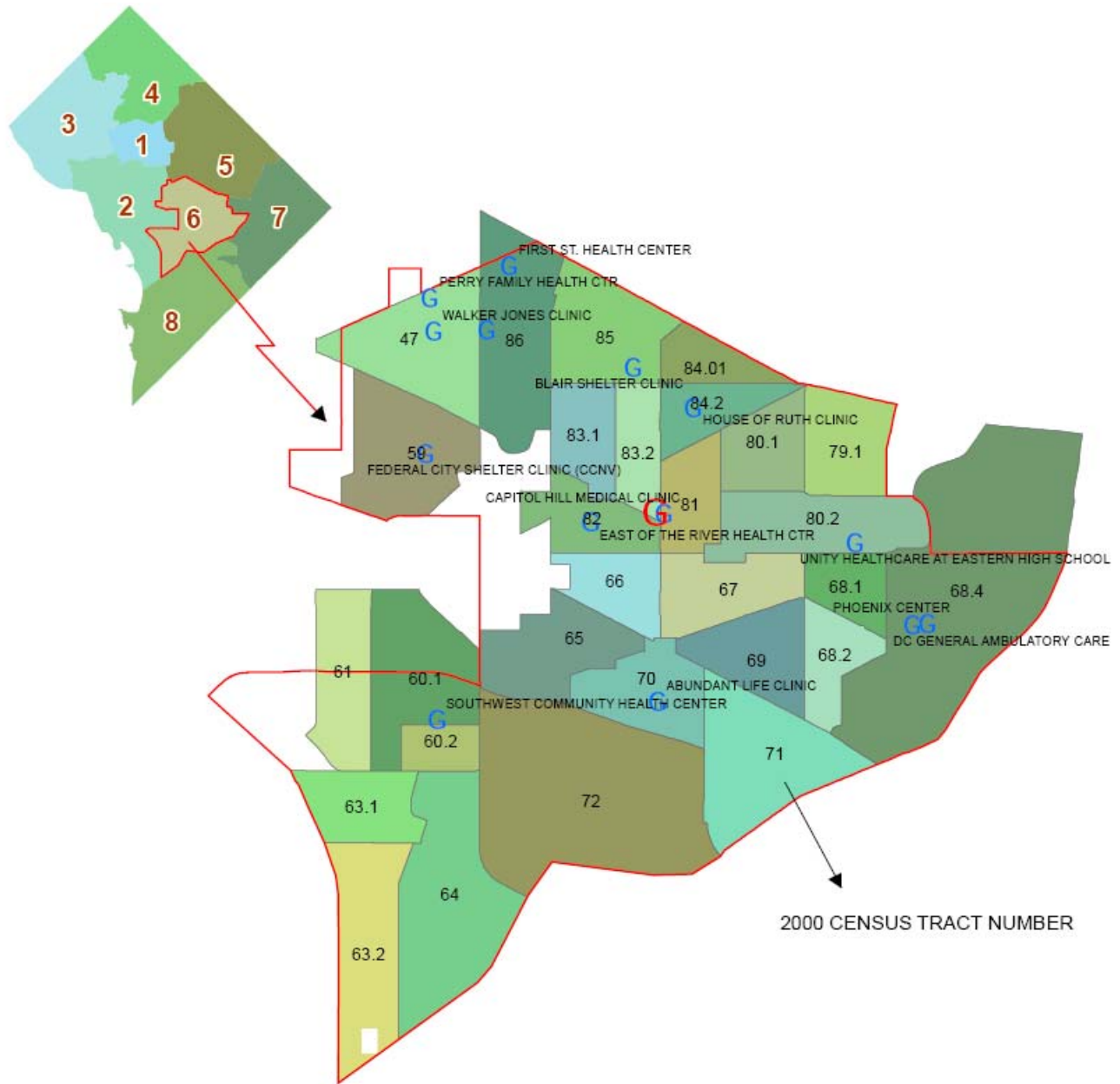


Ward 6 – Profile of Health and Socio-Economic Indicators

DISTRICT OF COLUMBIA DEPARTMENT OF HEALTH
 Center for Policy, Planning and Epidemiology
 State Center for Health Statistics



Legend

- G Hospitals
- G Primary Care Center

★ ★ ★ Government of the
 District of Columbia
 Adrian M. Fenty, Mayor

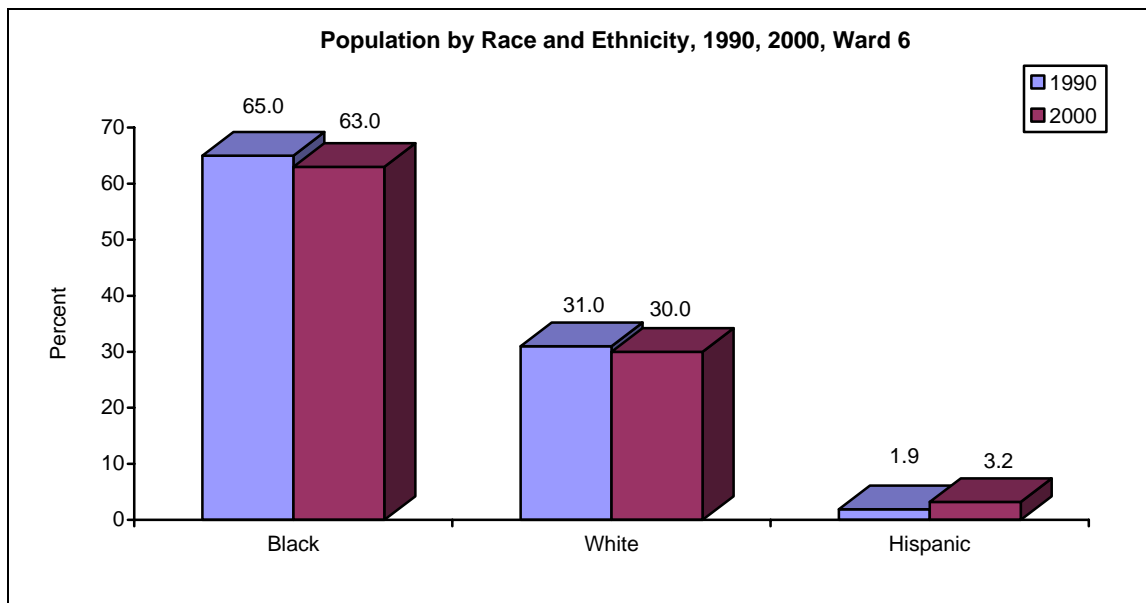
GOVERNMENT OF THE DISTRICT OF COLUMBIA
DOH
 DEPARTMENT OF HEALTH

Introduction

The boundaries for Ward 6 cross all four quadrants of the District of Columbia. A racially diverse community with a growing Hispanic population, the majority of its residents is working-aged adults who are employed in the civilian sector. In the area of health care access, about 91% of Ward 6 residents possess some type of health care coverage. While over 82% of female residents have been screened for breast cancer, only 68% of male residents have been screened for prostate cancer. HIV screening has been conducted for over 71% of the Ward 6 population. Major health challenges include the relatively high death rates due to heart disease, cancer and essential hypertension. A health risk of concern is the relatively low percentage of persons within a health weight range.

SELECTED SOCIO-ECONOMIC INDICATORS

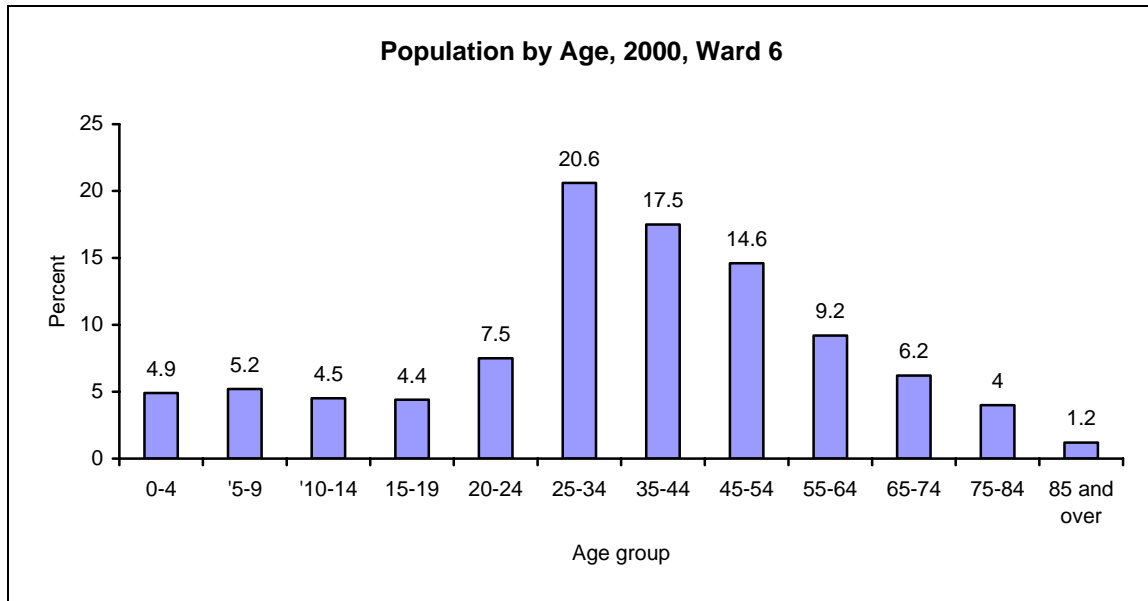
Chart 1. Population by Race and Ethnicity, Ward 6



Source: US Census Bureau

- Between the 1990 and 2000 census, the total population declined by approximately 6%.
- The racial distribution remained relatively stable with a small decrease (3%) in both the proportion of the Black and white populations.
- The population of persons of Hispanic origin increased by almost 70% during the decade.
- During the same decade the proportion of foreign born residents increased by one third.

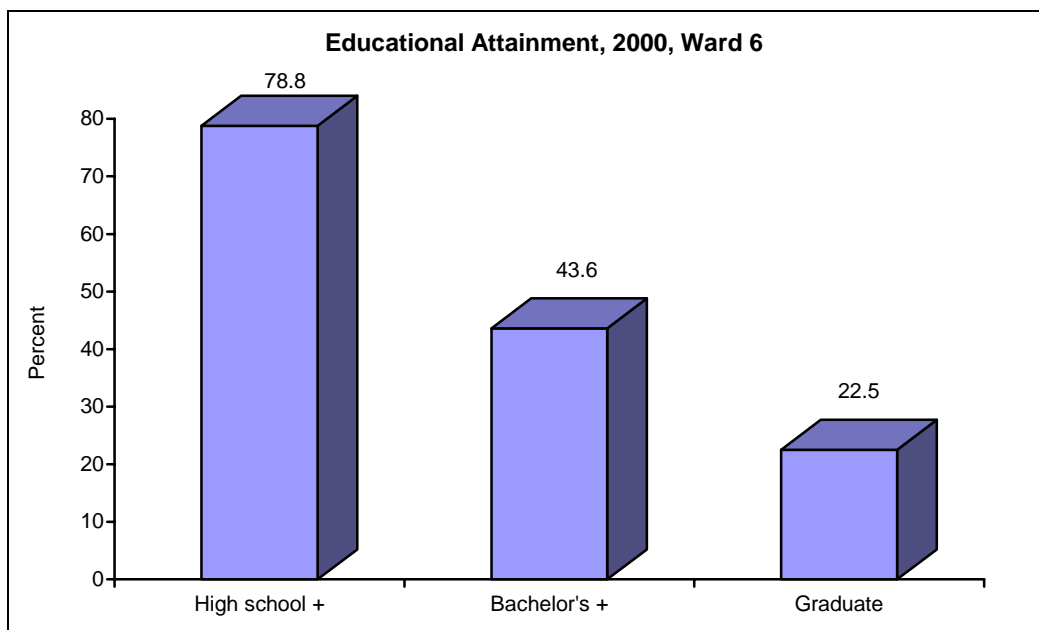
Chart 2. Population by Age, Ward 6



Source: US Census Bureau

- Approximately 19% of the Ward 6 population is comprised of children and youth, 19 years or younger.
- Adults, aged 20-64, make up about 69.4% of the population.
- Older adults, age 65 and above, make up 11.4 % of the population.

Chart 3. Educational Attainment, Ward 6



Population 25 years and over
Source: US Census Bureau

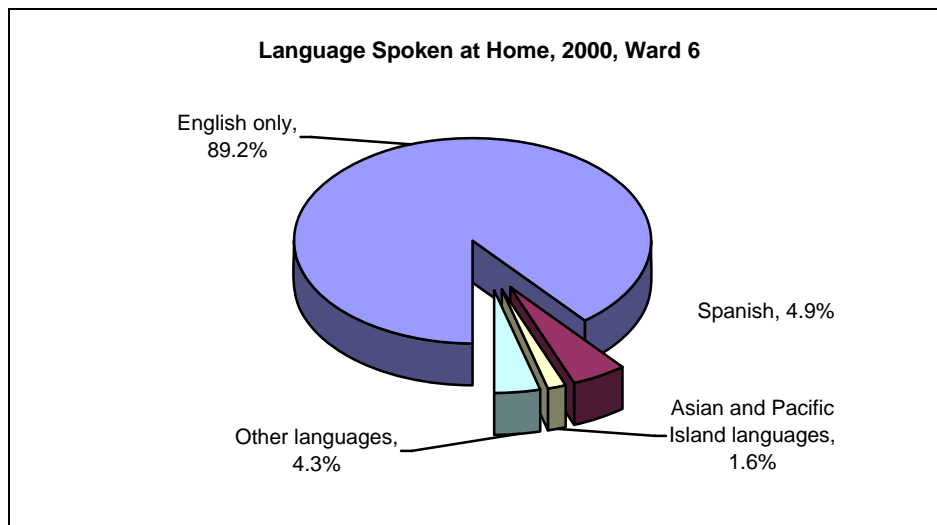
Table 1. Economic Indicators, Ward 6

Census 2000 Selected Economic Indicators for DC and Ward 6		
Economic Indicator	DC	Ward 6
% Population in labor force	63.6	64.2
% Population unemployed	6.8	6.0
-Median income	\$40,127	\$41,554
-Per capita income	\$28,659	\$28,636
-Median monthly gross rent	\$618	\$625
% Families in poverty	16.7	19.1
% Individuals in poverty	20.2	21.1
-Average household size	2.16	1.97
-Average family size	3.07	2.94

Source: US Census Bureau

- Compared to other District wards, residents of Ward 6 are comparable with the District overall in the proportion of persons likely to work in the city’s labor force.
- The median income in the Ward 6 is also comparable with the District overall with an amount that was 3% higher as compared to other District wards.
- The percent of families in poverty is 14% lower in Ward 6, as compared to the District overall.

Chart 4. Language Spoken at Home, Ward 6

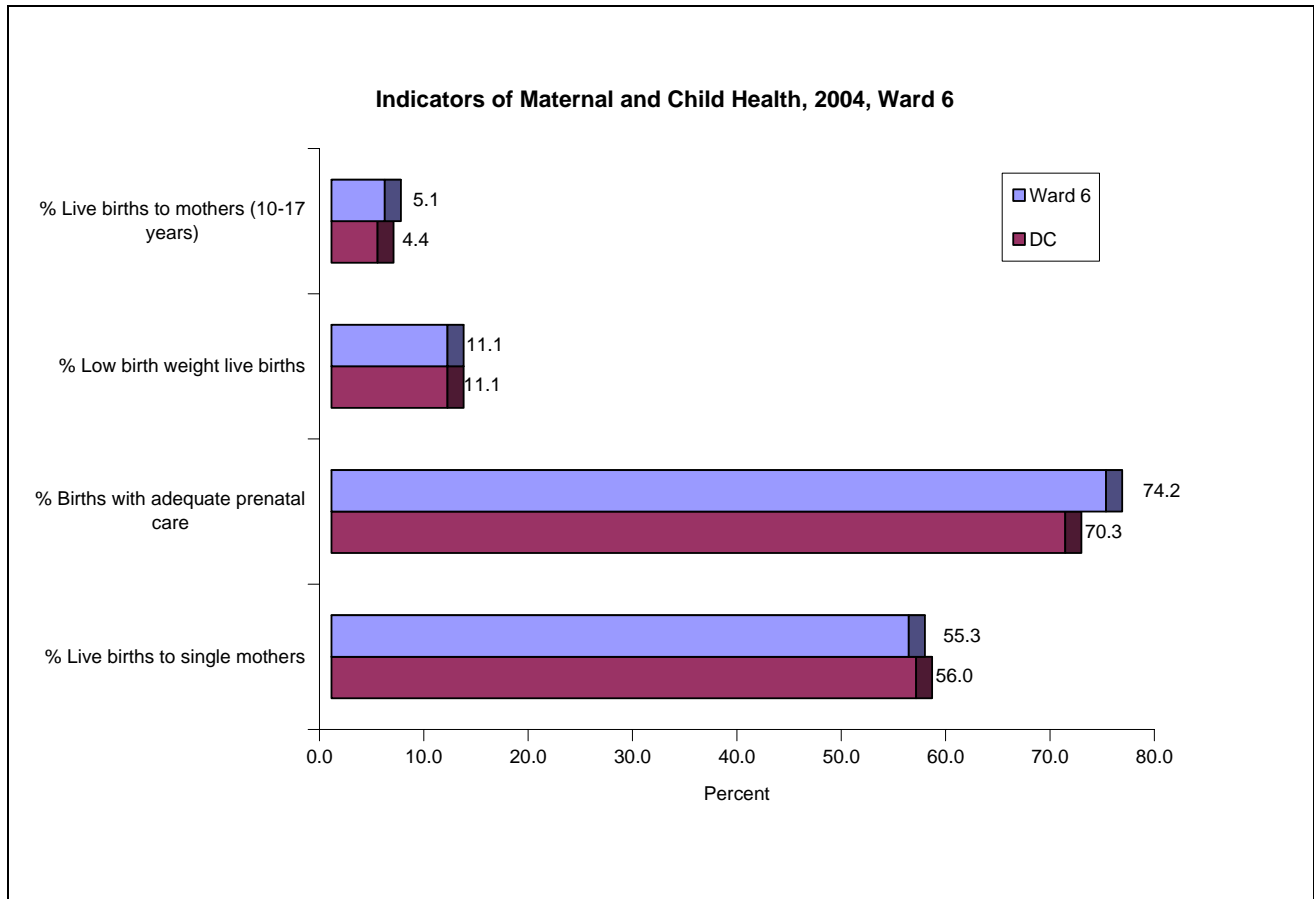


Population 5 years and over
Source: US Census Bureau

- Almost 12% of the residents of Ward 6 speak a language other than English in their home.
- Spanish is spoken in the homes of about 5% of the ward’s population.

SELECTED HEALTH INDICATORS

Chart 5. Indicators of Maternal and Child Health, Ward 6



Source: DOH, Center for Policy, Planning and Epidemiology, State Center for Health Statistics

- Ward 6 had a slightly higher percent of mothers who received adequate prenatal care (74.2%) than mothers in the city (70.3%).
- The percent of births to single mothers was 55.3%, which was about the same when compared to 56% of births to single mothers in the District of Columbia.
- Ward 6 had 11.1% of low birth weight (weighing under 2,500 grams or 5 pounds, 8 ounces) live births, which is the same rate for the District.
- Mothers younger than 17 years of age gave birth to 5.1 % of infants born in Ward 6.

*Table 2. Indicators of Maternal and Child Health, and Infant Mortality
District Overall vs. Ward 6, 2004*

Indicators	DC	Ward 6
Census 2000 Population	572,059	65,457
Live Births	7,937	946
Rate/1,000 pop ¹	13.9	14.5
Births to Unmarried Women (Percent)	4,442 56.0	523 55.3
% Births to Unmarried Women		
Black	77.5	85.1
White	8.9	5.4
Hispanic ²	63.1	38.1
Births to Mothers age <20 yrs (Percent)	887 11.2	119 12.6
Births to Mothers 15-19 yrs (Percent)	864 10.9	116 12.3
Birth Rate/1,000 Women 15-19 yrs ¹	43.5	51.1
Low Birth Weight Live Births ³ (Percent)	881 11.1	105 11.1
% Low Birth Weight Births ³		
Black	14.0	13.9
White	6.0	6.3
Hispanic ²	8.1	14.3
Low Birth Weight ³ to Mothers <20 yrs (Percent)	113 12.7	13 10.9
% Births With Adequate Prenatal Care ⁴	70.3	74.2
% Births With Prenatal Care Beginning First Trimester ⁵	79.4	84.0
Infant Deaths (under 1 yr.) Rate (per 1,000 live births) ⁶	94 11.8	17 18.0

¹ Rates based on Census 2000 population.

² Hispanics include persons of all Hispanic origin of any race.

³ Low birth weight (under 2,500 grams or 5 lbs. 8 oz.).

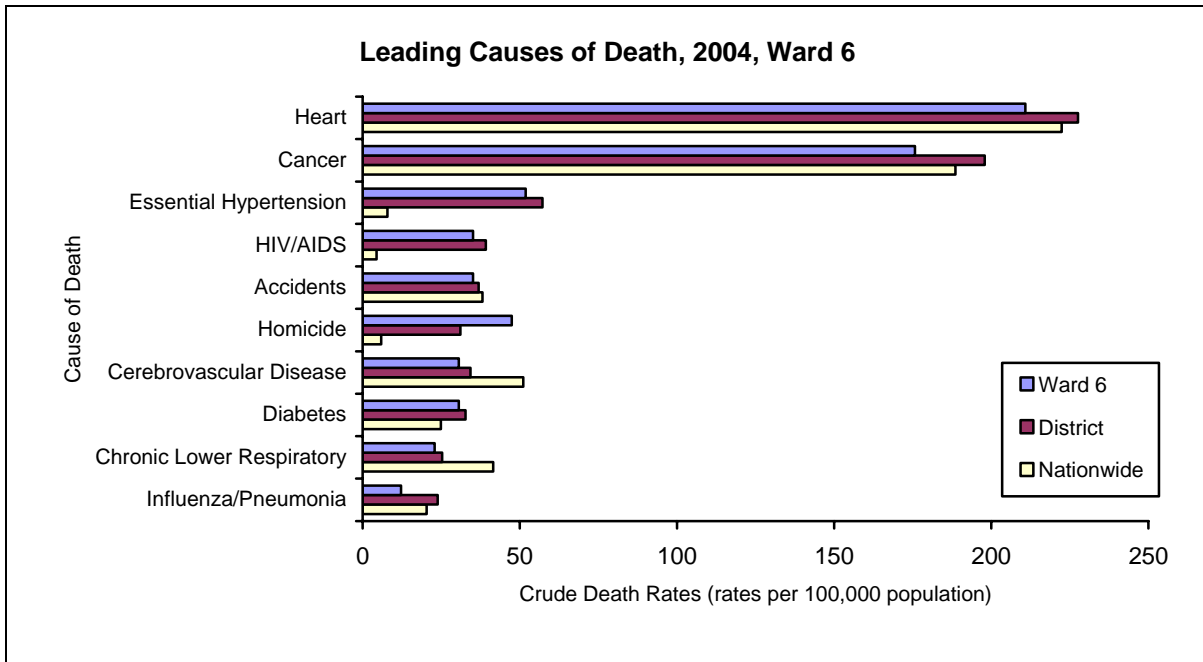
⁴ Adequate prenatal care is based on care initiated in the first trimester with a minimum of nine prenatal visits.

⁵ Excludes not stated from total number of births before percentages were computed.

⁶ Due to the small number of infant deaths, infant mortality rates are highly variable and should be interpreted cautiously.

Source: DOH, Center for Policy, Planning and Epidemiology, State Center for Health Statistics.

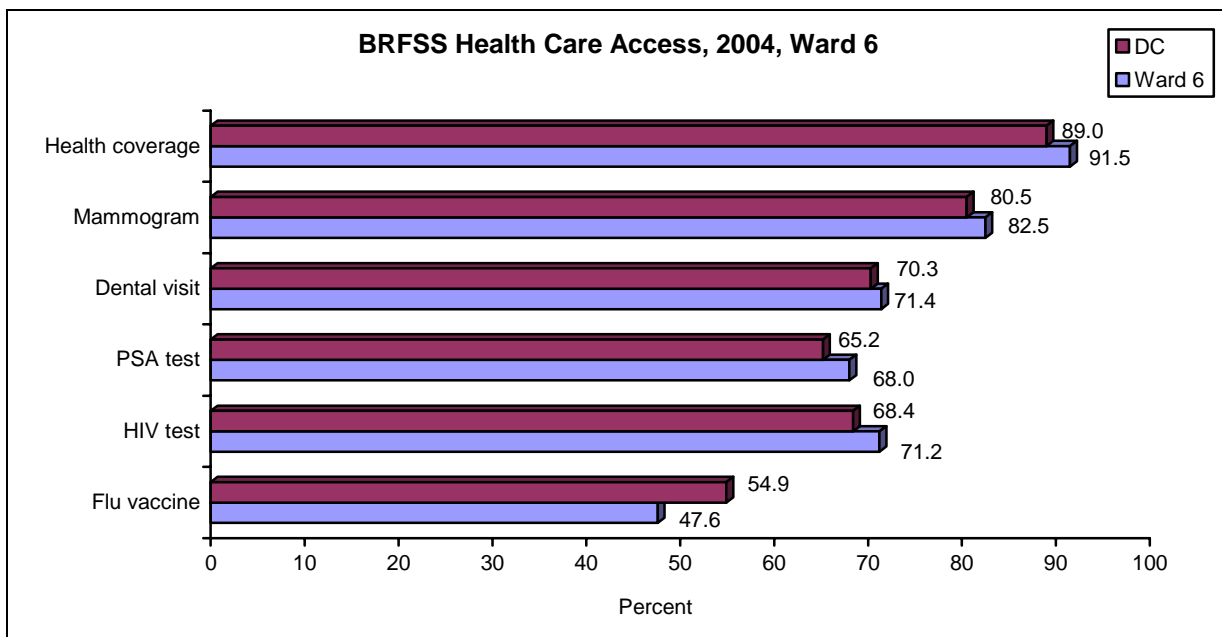
Chart 6. Top Ten Causes of Death, 2004, Ward 6



Source: DOH, Center for Policy, Planning and Epidemiology, State Center for Health Statistics

- While Heart Disease is the leading cause of death in Ward 6, it is 8% and 6% lower than the District and US, respectively.
- Cancer is the second leading cause of death in Ward 6 and the crude death rate is about 12% lower than the District-wide rate and 7% higher than the nation.
- Deaths due to essential hypertension occur six times more often in Ward 6 compared to the US.
- The HIV death rate is almost eight times higher than the US rate.
- Cerebrovascular Diseases (stroke) related death occurs 67% more frequently in the US population, but is comparable to other District residents.
- The homicide rate in Ward 6 is 34% higher than the District’s overall rate and almost eight times higher than the US as a whole.

Chart 7. Health Care Access, Ward 6
Behavioral Risk Factor Surveillance System (BRFSS) Data, 2004



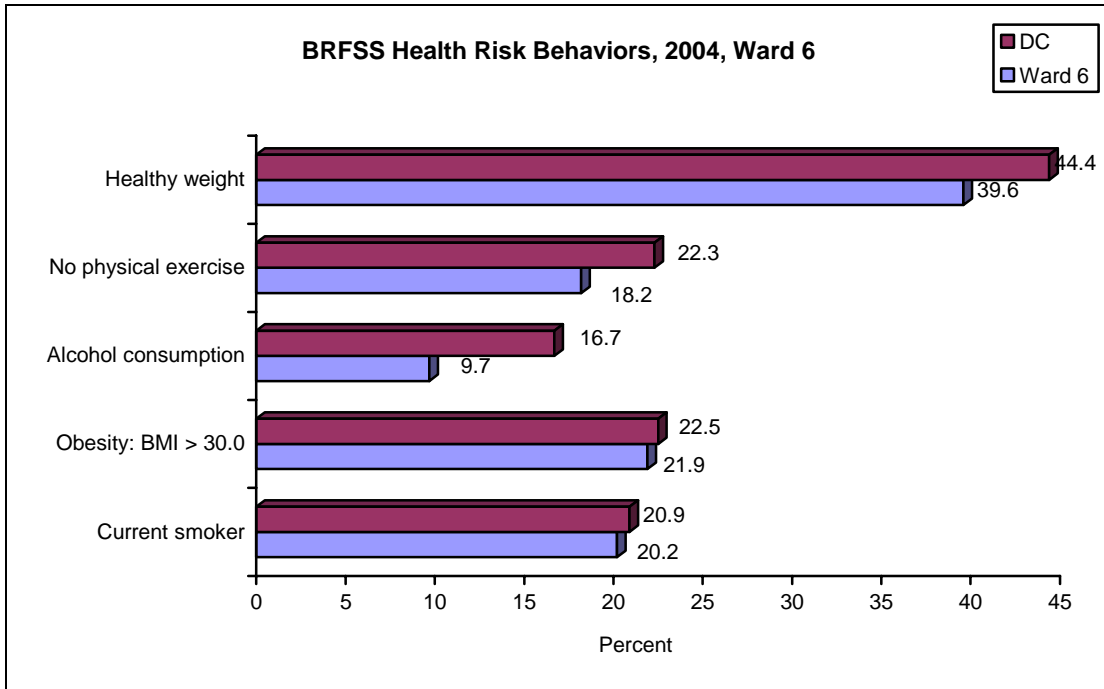
Source: DOH, Center for Policy, Planning and Epidemiology, State Center for Health Statistics

BRFSS questions:

1. During the past 12 months, have you had a flu shot?
2. Have you ever been tested for HIV? (Do not count tests you may have had as part of a blood donation)
3. Have you ever had a PSA test? (men age 40+)
4. How long has it been since you last visited a dentist for any reason?
5. How long has it been since your last mammogram (had one in past 2 years, women 40+)?
6. Do you have any kinds of health care coverage, including health insurance, prepaid plans such as HMOs, doctor or health care provider?

- Over 91% of Ward 6 residents have some kind of health care coverage.
- Less than half of persons over 65 received influenza vaccine.
- Over 71% of Ward 6 residents were tested for HIV.
- About 68% of men were screened for prostate cancer.
- Almost 83% of women were screened for breast cancer.

Chart 8. Health Risk Behaviors, Ward 6
Behavioral Risk Factor Surveillance System (BRFSS) Data, 2004



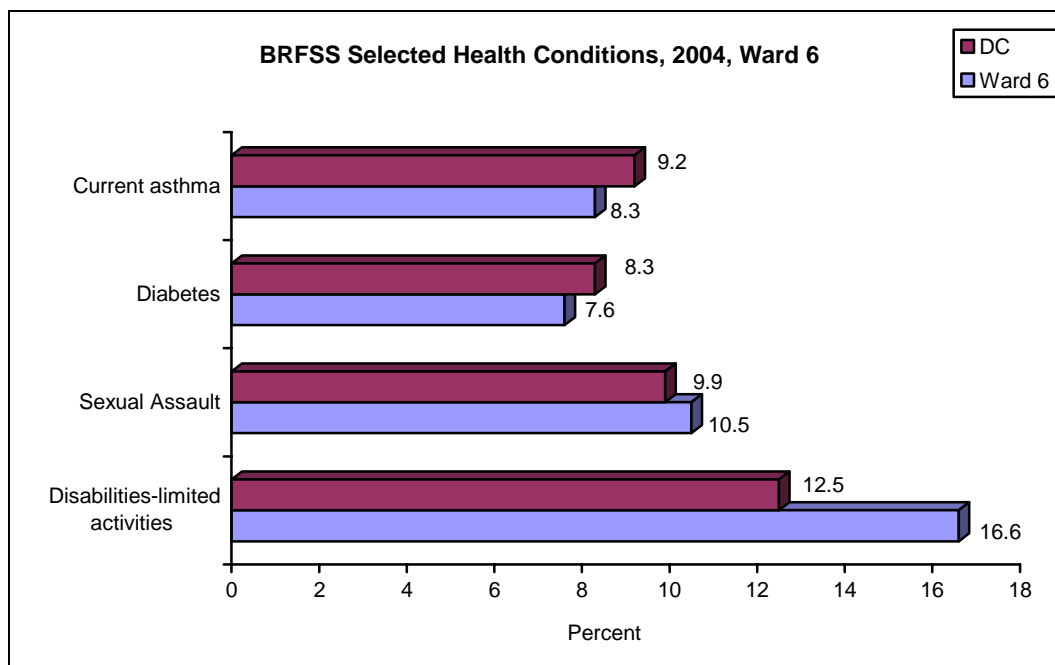
Source: DOH, Center for Policy, Planning and Epidemiology, State Center for Health Statistics

BRFSS questions:

1. Currently smoke: is a calculated variable and is equal to respondents who indicated they had smoked at least 100 cigarettes in their life and now smoke every day or some days.
2. Obesity: is equal to a BMI of 30 or higher.
3. Binge Drinking: refers to how many times during a thirty day period five or more alcoholic beverages were consumed on an occasion.
4. During the past month, other than your regular job did you participate in any physical activities or exercises such as running, calisthenics, golf, gardening, or walking for exercise?
5. Healthy weight: percent of healthy weight

- About 40% of Ward 6 residents report having a healthy weight, while over 22% are obese.
- Over 18% of Ward 6 residents report participating in no physical activity.
- Almost one in five residents of Ward 6 is a current smoker.
- Approximately 10% of residents are binge drinkers.

Chart 9. Selected Health Conditions, Ward 6
Behavioral Risk Factor Surveillance (BRFSS) Data, 2004



Source: DOH, Center for Policy, Planning and Epidemiology, State Center for Health Statistics
BRFSS questions:

1. Have you ever been told by a doctor or other health professional that you had asthma?
2. Have you ever been told by a doctor that you had diabetes?
3. Have you ever been sexually assaulted?
4. Are you limited in any way in any activities because of physical, mental or emotional problems?

- One in ten Ward 6 residents has been a victim of a sexual assault.
- Over 8% of the population has been diagnosed with asthma.
- Over 16% percent of Ward 6 residents are limited in their daily activities by physical, mental or emotional problems, which is 32% higher than the District overall.

Publication Notes: Information appearing in this sheet may be freely reproduced. However, in the use of these data, it is requested that credit be given to the District of Columbia, Department of Health, Center for Policy, Planning and Epidemiology, State Center for Health Statistics. For further information, please contact, the State Center for Health Statistics, 825 North Capitol Street, N.E., Washington, D.C. 20002 (Phone: 202-442-5865).
