

# PHYSICIANS AND SURGEONS (MDs and DOs)

The District of Columbia's Board of Medicine (DC BOM) licenses allopathic and osteopathic physicians. The survey explored demographics in addition to workforce capacity, access to care and special topics. The survey data reported on the following Fact Sheet reflects the data collected in 2016.



**9,818**  
Licensed  
Physicians




**4,451**  
Practicing Physicians\*  
\*Represents physicians providing clinical  
care in the District



**1,452**  
Physicians Actively  
Practicing Primary Care

# LICENSED PHYSICIANS AND SURGEONS

The District of Columbia's Board of Medicine (DC BOM) licenses allopathic and osteopathic physicians. The survey explored demographics in addition to workforce capacity, access to care and special topics. The survey data reported on the following Fact Sheet reflects the data collected in 2016.



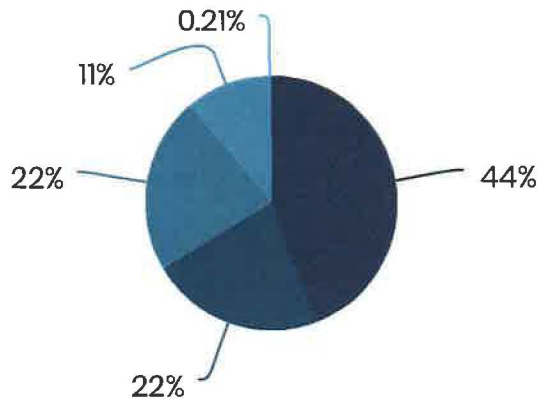
**9,818**  
Licensed  
Physicians




● MD ● DO

**97%** of licensed physicians  
hold an MD degree

State of Residence Among  
Licensed Physicians



● MD ● DC ● VA ● Other  
● Not Reported



**52%** of licensed physicians  
have a practice location in  
DC

# PRACTICING PHYSICIANS AND SURGEONS

The District of Columbia's Board of Medicine (DC BOM) licenses allopathic and osteopathic physicians. The survey explored demographics in addition to workforce capacity, access to care and special topics. The survey data reported on the following Fact Sheet reflects the data collected in 2016.



**4,451**

## Practicing Physicians\*

\*Represents physicians providing clinical care in the District

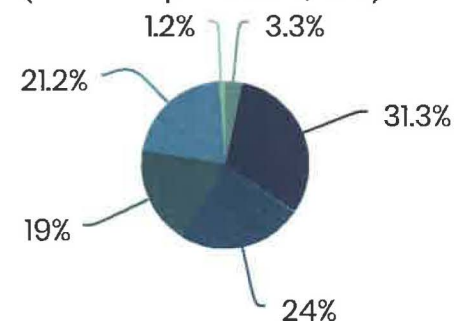
## Gender (Total Reported: 4,451)



● Male ● Female

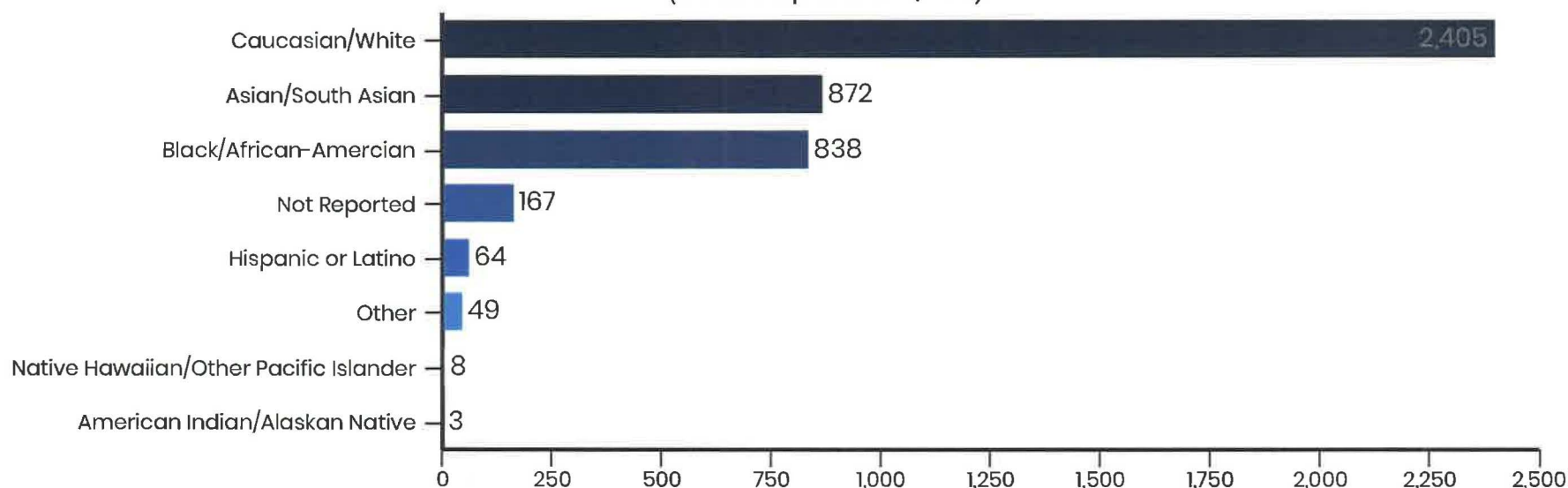
**53%** of physicians practicing in the District are male

## Age Distribution (Total Reported: 4,451)



● 30 years and under ● 31-40 years  
● 41-50 years ● 51-60 years  
● Over 60 years ● Not Reported

## Race/Ethnicity (Total Reported: 4,451)



# PRACTICING PHYSICIANS AND SURGEONS

The District of Columbia's Board of Medicine (DC BOM) licenses allopathic and osteopathic physicians. The survey explored demographics in addition to workforce capacity, access to care and special topics. The survey data reported on the following Fact Sheet reflects the data collected in 2016.

## Specialties Related to the Leading Causes of Death in District

Specialty	# of Practicing Physicians
Cardiology	229
Endocrinology	80
Nephrology	92
Oncology	124
Pulmonary Disease	45
Surgery (Cardiac & Vascular)	39

# PRACTICING PRIMARY CARE PHYSICIANS AND SURGEONS

The District of Columbia's Board of Medicine (DC BOM) licenses allopathic and osteopathic physicians. The survey explored demographics in addition to workforce capacity, access to care and special topics. The survey data reported on the following Fact Sheet reflects the data collected in 2016.



**1,482**

**Physicians Actively  
Practicing Primary Care**

\*Includes Internal Medicine, Family  
Medicine, Obstetrics & Gynecology,  
Geriatrics, Pediatrics, Psychiatry

**Gender**  
(Total Reported: 1,482)

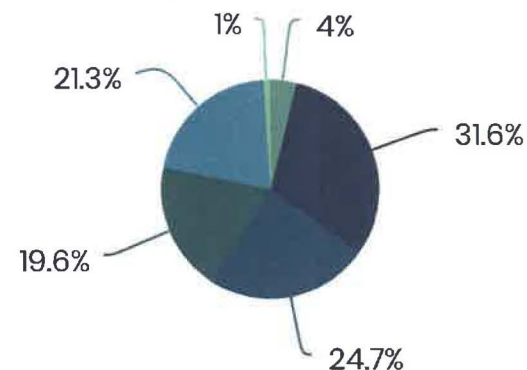


● Female ● Male

**58%**

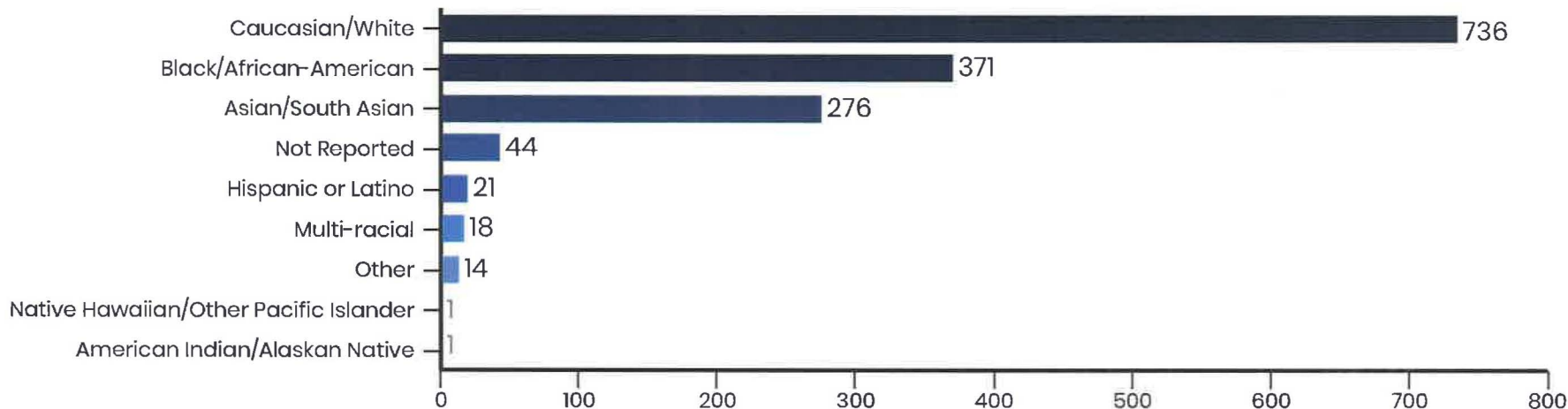
of physicians practicing  
primary care in the District  
are female

**Age Distribution**  
(Total Reported: 1,482)



● 30 years and under ● 31-40 years  
● 41-50 years ● 51-60 years ● Over 60 years  
● Not Reported


**Race/Ethnicity**  
(Total Reported: ,1482)



# PRACTICING PRIMARY CARE PHYSICIANS AND SURGEONS

The District of Columbia's Board of Medicine (DC BOM) licenses allopathic and osteopathic physicians. The survey explored demographics in addition to workforce capacity, access to care and special topics. The survey data reported on the following Fact Sheet reflects the data collected in 2016.

## Percentage of Physicians with Multiple Practice Locations



15.2% of primary care physicians who provide patient care, full time or part-time, reported having two locations

## Physicians by Primary Care Specialties

