

Influenza Surveillance Report

Division of Epidemiology - Disease Surveillance and Investigation
District of Columbia Department of Health

2019-2020 Influenza Season Week 47 (November 17, 2019 – November 23, 2019) *(All data are preliminary and may change as more reports are received)*

SUMMARY

- 30 new cases of influenza were reported by hospitals during this reporting period
- Zero pediatric deaths were reported during this period
- For the 2019-2020 influenza season to-date, 69 positive influenza cases have been reported
- DC Public Health Laboratory completed testing for 28 specimens during week 47
- Influenza activity continues to remain low in the District

INFLUENZA SURVEILLANCE FROM HOSPITALS & AMBULATORY CARE FACILITIES

District of Columbia hospitals and laboratories report detailed information on cases of Influenza on a daily basis. However, in accordance with CDC guidelines, only Influenza-associated deaths in cases <18 years of age and Novel Influenza A infections are reportable. We also request that Influenza hospitalizations be reported if possible.

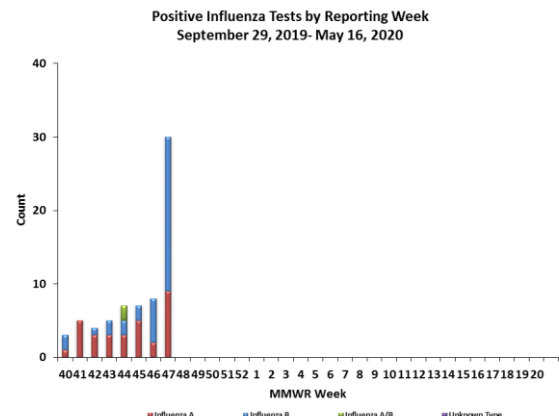
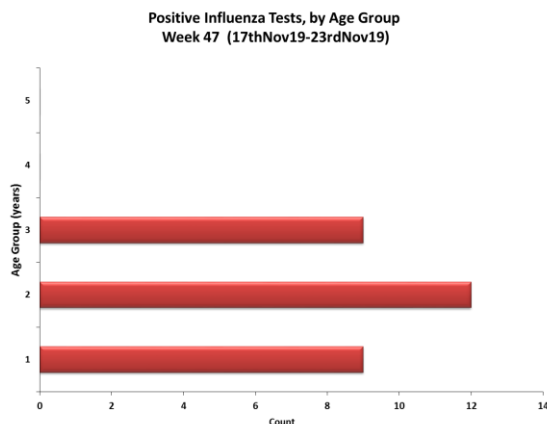
The table below summarizes weekly and cumulative cases of Influenza for the 2019-2020 Season. Data are also presented by age group and by number of cases reported weekly. During week 47 (November 17, 2019 – November 23, 2019), there were 30 new cases of influenza reported. A total of 591 tests were performed during week 47. To date, the District has received 69 positive influenza cases reported by all eight hospitals.

Surveillance of Influenza Cases Reported By Influenza Type

	Week 47 (November 17, 2019–November 23, 2019)		Cumulative Positive Cases for Weeks 40–20 (October 05, 2019– May 16, 2020)	
Influenza A	9	(30.00 %)	31	(44.93%)
Influenza B	21	(70.00%)	36	(52.17%)
Influenza A/B	0	(0.00 %)	2	(2.90%)
Influenza (not typed)	0	(0.00%)	0	(0.00%)
Total	30*	(100.00%)	69*	(100.00%)

*Includes results from Rapid Diagnostic Testing, Viral Culture, RT-PCR, Serology, and Immunofluorescence.

**Age groups are classified as 1(0-4 years), 2 (5-24 years), 3(25-64 years), 4 (>64 years) & 5 (age not specified)



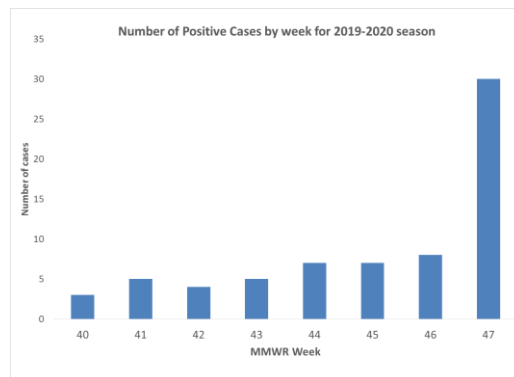
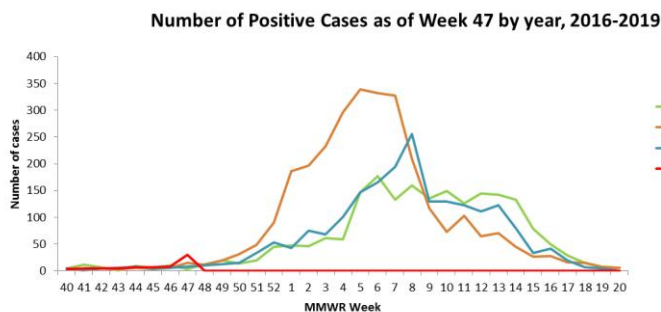
RAPID DIAGNOSTIC TESTING

Rapid Diagnostic Tests are screening tests used to detect the Influenza virus in a short period of time. While initially less accurate than PCR and viral culture, rapid diagnostics are more accurate as the Influenza season progresses. During week 47, 193 out of a total of 591 tests were performed using rapid diagnostic testing in clinical laboratories. Of these, 6 positive Influenza specimens were identified using rapid diagnostics.

Week: 47 (November 17, 2019 – November 23, 2019)	
No. of specimens tested Rapid Diagnostics	193
No. of positive specimens (%)	6 (3.11%)
Positive specimens by type/subtype	
Influenza A	4 (2.07%)
Influenza B	2 (1.04%)
Influenza A/B	0 (0.00%)
Influenza – unknown type	0 (0.00%)

WEEK 47 COMPARISON WITH PREVIOUS SEASONS

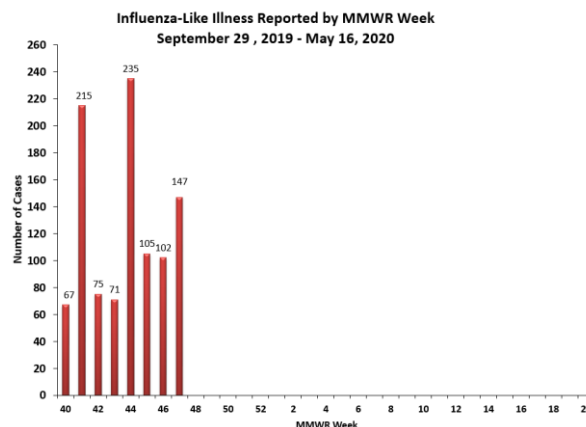
For week 47, there were 30 new cases reported in the current 2019-2020 season, 3 cases in last year's 2018-2019 season, 15 cases in the 2017-2018 season, 8 cases in the 2016-2017 season and 8 in the 2015-2016 season.



Cumulatively, there are a total of 69 cases in the District up to week 47 for the current season, 53 during the 2018-2019 season, 42 during the 2017-2018 season, 44 in the 2016-2017 season and 27 in the 2015-2016 season.

INFLUENZA-LIKE ILLNESS (ILI) SURVEILLANCE

Sentinel surveillance for ILI consists of five outpatient reporting sites for the District of Columbia. The sentinel surveillance sites report the total number of ILI cases encountered per week and the total number of patients seen at the clinic during that same week. For this system, ILI is defined as the existence of fever (temperature of 100°F [37.8°C] or greater) and a cough and/or a sore throat in the absence of a known cause other than Influenza. For week 47, sentinel providers reported 147 out of 11929 visits (0.99%) that met the criteria for ILI.



Geographic Spread of Influenza for Washington, DC

Week of	Activity *
Nov 17- Nov 23	<i>Sporadic</i>

***No Activity** – overall clinical activity remains low and there are no lab confirmed Influenza cases;

Sporadic – isolated lab confirmed Influenza cases reported and ILI activity is not increased;

Local – increased ILI activity and recent lab confirmed Influenza cases. As the District of Columbia is not a state, this is the highest level of ILI activity it can report.

PUBLIC HEALTH LABORATORY (DC PHL)

The DC PHL subtypes human isolates to monitor the circulating strains of Influenza. The isolates are submitted to the DC PHL by hospitals and commercial laboratories on a monthly basis. DC PHL completed testing for 66 specimens during week 47.

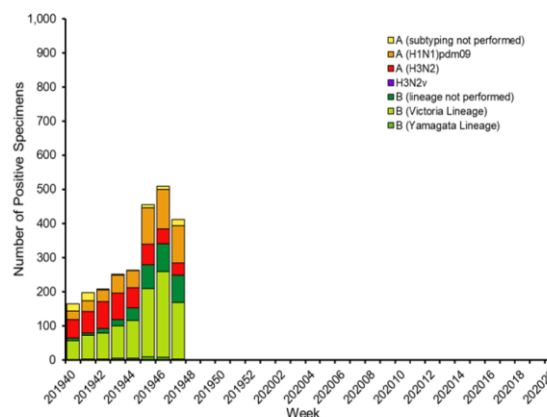
DC PHL Surveillance of Influenza Cases Reported By Influenza Subtype

DC PHL Influenza Testing	Nov 17, 2019 – Nov 23, 2019	Sep 29, 2019 -May 16, 2020
Number of specimens tested	28	276
Number of positive specimens	5	11
Influenza A	2(40.00%)	5 (45.45%)
A(H1N1)pdm09	2	4
H3N2	0	1
Influenza B	3 (60.00%)	6 (54.54%)
Yamagata lineage	0	0
Victoria lineage	3	6

NATIONAL INFLUENZA ASSESSMENT

Influenza Positive Tests Reported to CDC by U.S. Public Health Laboratories, National Summary, 2019-2020 Season

Influenza activity has been increasing and is above the national baseline in the United States. The proportion of deaths attributed to pneumonia and influenza (P&I) was 5.1%. This is below the epidemic threshold. One new influenza-associated pediatric deaths occurring during the 2019-2020 season was reported to CDC. The total for this season is 5. During week 47, 1193 specimens were tested by public health laboratories, of which 412 were positive. Of the 412 respiratory specimens that tested positive during week 47, 163 (39.6%) were Influenza A and 249 (60.4%) were Influenza B. Of the Influenza A samples, 110 (75.9%) were 2009 H1N1, 35 (24.1%) were H3N2, and 18 were un-typed. Of the Influenza B samples, 167 (98.8%) were of the Victoria lineage, 2 (1.2%) were of Yamagata lineage and 80 had no lineage test performed.



Get Vaccinated!

To find an Influenza vaccine provider, visit the District of Columbia Immunization Resource Center at <http://doh.dc.gov/node/190532>



For additional information about Influenza and Influenza activity in the United States, please visit: <http://www.cdc.gov/flu/index.htm>. Questions about Influenza in the District of Columbia or this report should be directed to the Division of Epidemiology - Disease Surveillance and Investigation at (202) 442-8141 or email flu.epi@dc.gov