

Influenza Surveillance Report

Division of Epidemiology - Disease Surveillance and Investigation
District of Columbia Department of Health

2013-2014 Influenza Season Week 42 (October 13, 2013 – October 19, 2013) *(All data are preliminary and may change as more reports are received)*

SUMMARY

- 8 cases of Influenza were reported by hospitals during this reporting period.
- Zero pediatric-deaths associated with Influenza were recorded during this reporting period.
- For the 2013-2014 Influenza Season to-date, 17 positive Influenza cases have been reported.

INFLUENZA SURVEILLANCE FROM HOSPITALS & AMBULATORY CARE FACILITIES

District of Columbia hospitals and laboratories report detailed information on cases of Influenza on a daily basis. However, in accordance with CDC guidelines, only Influenza-associated deaths in cases <18 years of age and Novel Influenza A infections are reportable. Please note that data from hospitals include all cases received by participating hospitals, regardless of residency.

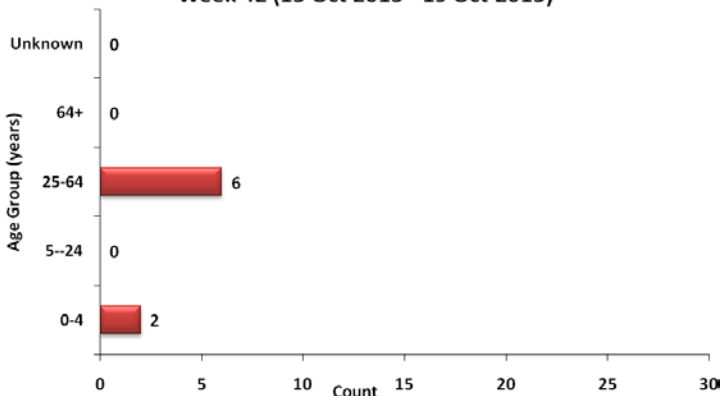
The table below summarizes weekly and cumulative cases of Influenza for the 2013-2014 Season. Data are also presented by age group and by number of cases reported weekly. During week 42 (October 13, 2013–October 19, 2013), there were 8 new cases of Influenza reported.

Surveillance of Influenza Cases Reported By Influenza Type

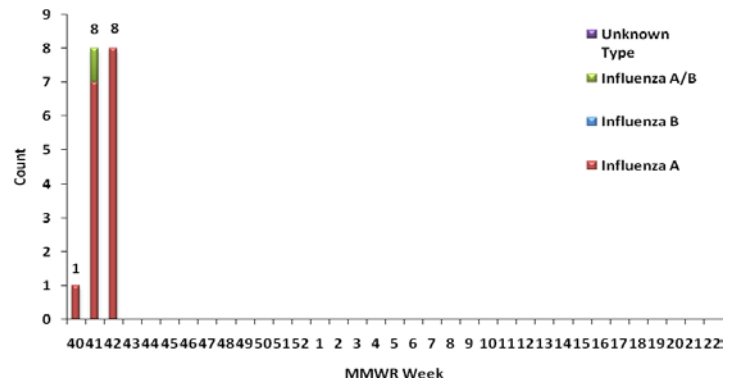
	Week 42 (October 13, 2013– October 19, 2013)		Cumulative Cases for Weeks 40 – 20 (September 29, 2013 – May 17, 2014)	
Influenza A	8	(100%)	16	(94.1%)
Influenza B	0	(0%)	0	(0%)
Influenza A/B	0	(0%)	1	(5.9%)
Influenza (not typed)	0	(0%)	0	(0%)
Total	8*	(100%)	17*	(100.0%)

**Includes results from Rapid Diagnostic Testing, Viral Culture, RT-PCR, Serology, and Immunofluorescence.*

Positive Influenza Tests, by Age Group
Week 42 (13 Oct 2013 - 19 Oct 2013)



Positive Influenza Tests by Week
September 29 2013 - May 17, 2014



RAPID DIAGNOSTIC TESTING

Rapid Diagnostic Tests are screening tests used to detect the Influenza virus in a short period of time. While initially less accurate than PCR and viral culture, rapid diagnostics are more accurate as the Influenza season progresses. During week 42, 72 out of a total of 130 tests were performed using rapid diagnostic testing in clinical laboratories. Of these, all 8 (11.11%) positive Influenza specimens were identified during week 42 using rapid diagnostics.

Week: 42 (October 13, 2013– October 19, 2013)	
No. of specimens tested Rapid Diagnostics	72
No. of positive specimens (%)	8 (11.11%)
Positive specimens by type/subtype	
Influenza A	8 (100%)
Influenza B	0 (0%)
Influenza A/B	0 (0%)
Influenza – unknown type	0 (0%)

INFLUENZA-LIKE ILLNESS (ILI) SURVEILLANCE

Sentinel surveillance for ILI consists of three outpatient reporting sites for the District of Columbia. The sentinel surveillance sites report the total number of ILI cases encountered per week and the total number of patients seen at the clinic during that same week. For this system, ILI is defined as the existence of fever (temperature of 100°F [37.8°C] or greater) and a cough and/or a sore throat in the absence of a known cause other than Influenza.

For week 42, sentinel providers reported 123 of 1263 (9.74%) visits met the criteria for ILI.

Sentinel Surveillance ILI Activity for Washington, DC

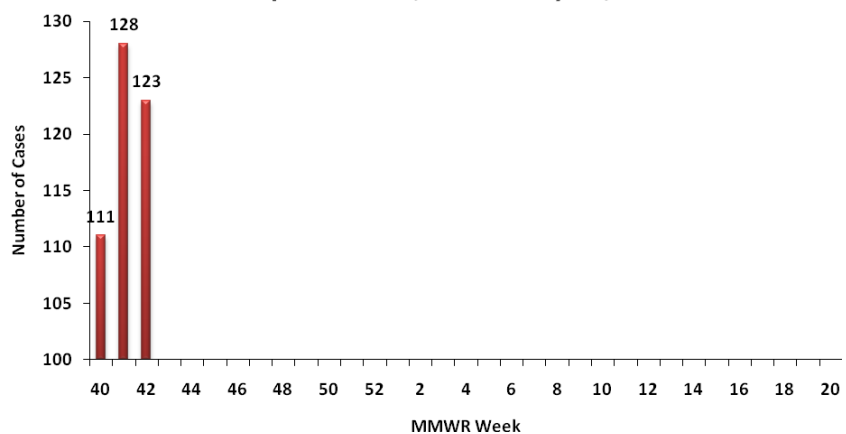
Week of	Activity *
Oct 13 – Oct 19	<i>Sporadic</i>

***No Activity** – overall clinical activity remains low and there are no lab confirmed Influenza cases;

Sporadic – isolated lab confirmed Influenza cases reported and ILI activity is not increased;

Local – increased ILI activity and recent lab confirmed Influenza cases. As the District of Columbia is not a state, this is the highest level of ILI activity it can report.

Influenza-Like Illness Reported by MMWR Weekly September 29, 2013 - May 17, 2014



INFLUENZA TESTING BY THE DISTRICT OF COLUMBIA PUBLIC HEALTH LABORATORY (DC PHL)

The DC PHL subtypes human isolates to monitor the circulating strains of Influenza. The isolates are submitted to the DC PHL by hospitals and commercial laboratories. In week 42, 0 out of 4 specimens sent to the DC PHL have tested positive for Influenza. To date, 25 specimens have been tested, of which there have been 0 positive specimens.

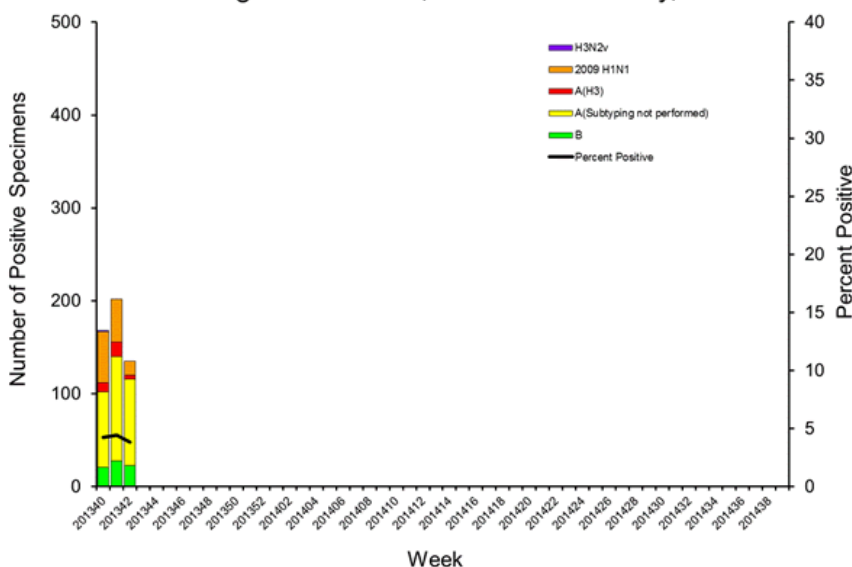
DC PHL Surveillance of Influenza Cases Reported By Influenza Subtype

DC PHL Influenza Testing	Week 42 October 13, 2013 – October 19, 2013	Cumulative Cases for Weeks 40 - 20 October 1, 2013 – May 17, 2014
Number of specimens tested	4	25
◆ Number of specimens positive for Influenza:	0 (0%)	0 (0%)
● Influenza A	0 (0%)	0 (0%)
■ H1 2009 H1N1	0 (0%)	0 (0%)
■ H1 seasonal	0 (0%)	0 (0%)
■ H3	0 (0%)	0 (0%)
● Influenza B	0 (0%)	0 (0%)

NATIONAL INFLUENZA ASSESSMENT

The CDC's weekly seasonal Influenza surveillance report for week 42 noted that Influenza activity remained low in the United States. The proportion of deaths due to Influenza and pneumonia in the US was below the epidemic threshold. No Influenza-associated deaths were reported in the US for week 42. For the 2013-2014 season, a total of 0 pediatric deaths associated with Influenza have been reported in the US. During week 42, 3,513 specimens were tested, of which 135 (3.8%) were positive. Of the 166 respiratory specimens that tested positive during week 42, 112 (83%) were Influenza A, and 23 (17.0%) were Influenza B. Of the Influenza A samples, 15 (13.4%) were 2009 H1N1, 4 (3.6%) were H3, and 93 (83.0%) were not subtyped.

Influenza Positive Tests Reported to CDC by U.S. WHO/NREVSS Collaborating Laboratories, National Summary, 2013-14



Get Vaccinated!

To find an Influenza vaccine provider, visit the District of Columbia Immunization Resource Center at <http://doh.dc.gov/node/190532>



For additional information about Influenza and Influenza activity in the United States, please visit: <http://www.cdc.gov/flu/index.htm>.

Questions about Influenza in the District of Columbia or this report should be directed to the Division of Epidemiology - Disease Surveillance and Investigation at (202) 442-8141 or email gabrielle.ray@dc.gov.