

Influenza Surveillance Report

Division of Epidemiology - Disease Surveillance and Investigation
District of Columbia Department of Health

2019-2020 Influenza Season Week 20 (May 10, 2020 – May 16, 2020)

(All data are preliminary and may change as more reports are received)

SUMMARY

- 1 new case of influenza was reported by hospitals during this reporting period
- Zero pediatric deaths were reported during this period
- For the 2019-2020 influenza season to-date, **3658** positive influenza cases have been reported
- DC Public Health Laboratory did not report any specimens tested during Week 20
- Influenza activity continues to decrease in the District

***COVID-19 pandemic is affecting healthcare seeking behavior. The number of persons and their reasons for seeking care in the outpatient and ED settings is changing. These changes impact ILINet data in ways that are difficult to differentiate from changes in illness levels, therefore ILINet data should be interpreted with caution*

INFLUENZA SURVEILLANCE FROM HOSPITALS & AMBULATORY CARE FACILITIES

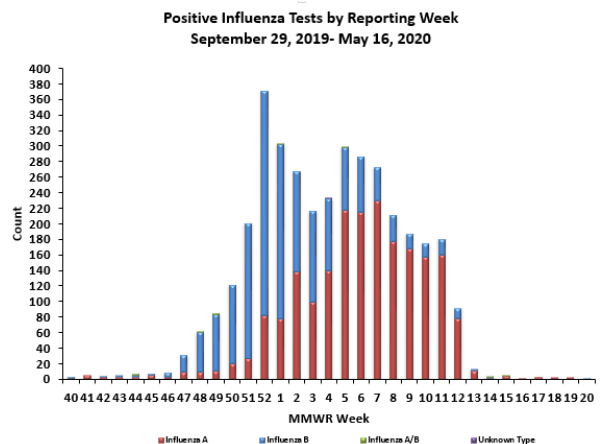
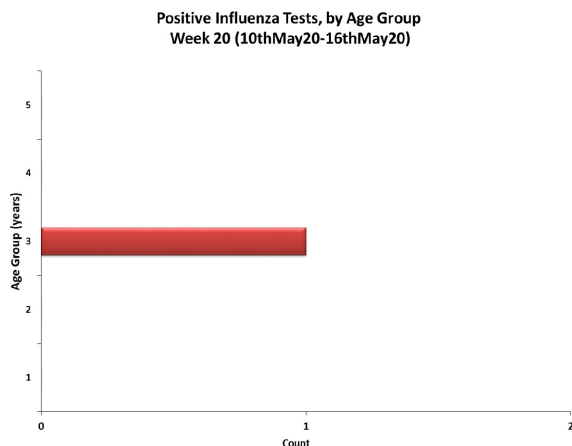
District of Columbia hospitals and laboratories report detailed information on cases of Influenza on a daily basis. However, in accordance with CDC guidelines, only Influenza-associated deaths in cases <18 years of age and Novel Influenza A infections are reportable. We also request that Influenza hospitalizations be reported if possible. The table below summarizes weekly and cumulative cases of Influenza for the 2019-2020 Season. Data are also presented by age group and by number of cases reported weekly. During week 20 (May 10, 2020 – May 16, 2020), there was 1 new case of influenza reported. A total of 205 tests were performed during week 20. To date, the District has received 3658 positive influenza cases reported by all seven hospitals.

Surveillance of Influenza Cases Reported By Influenza Type

	Week 20 (May 10, 2020 – May 16, 2020)		Cumulative Positive Cases for Weeks 40–20 (October 05, 2019– May 16, 2020)	
	Count	Percentage	Count	Percentage
Influenza A	0	(0.00%)	2061	(56.34%)
Influenza B	1	(100.00%)	1587	(43.38%)
Influenza A/B	0	(0.00%)	9	(0.25%)
Influenza (not typed)	0	(0.00%)	1	(0.03%)
Total	1*	(100.00%)	3658*	(100.00%)

*Includes results from Rapid Diagnostic Testing, Viral Culture, RT-PCR, Serology, and Immunofluorescence.

**Age groups are classified as 1(0-4 years), 2 (5-24 years), 3(25-64 years), 4 (>64 years) & 5 (age not specified)



RAPID DIAGNOSTIC TESTING

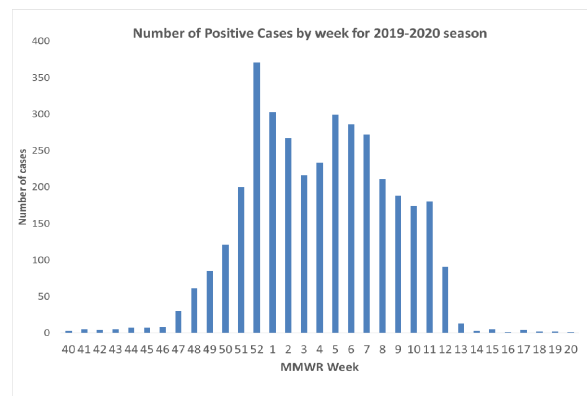
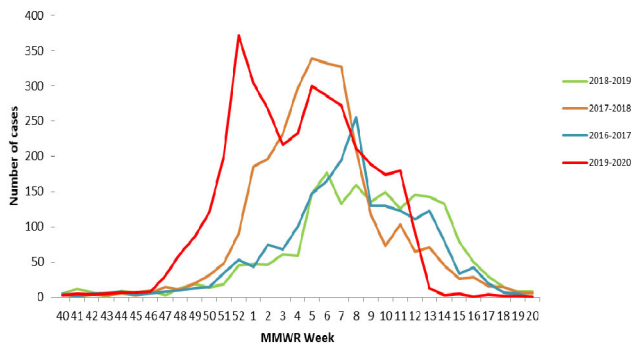
Rapid Diagnostic Tests are screening tests used to detect the Influenza virus in a short period of time. While initially less accurate than PCR and viral culture, rapid diagnostics are more accurate as the Influenza season progresses. During week 20, 27 out of 205 total of tests were performed using rapid diagnostic testing in clinical laboratories. Of these, 3.70% positive Influenza specimens were identified using rapid diagnostics.

Week: 20 (May 10, 2020 – May 16, 2020)	
No. of specimens tested Rapid Diagnostics	27
No. of positive specimens (%)	1 (3.70%)
Positive specimens by type/subtype	
Influenza A	0 (0.00%)
Influenza B	1 (100.00%)
Influenza A/B	0 (0.0%)
Influenza – unknown type	0 (0.0%)

WEEK 20 COMPARISON WITH PREVIOUS SEASONS

For week 20, there was 1 new case reported in the current 2019-2020 season, 8 cases in last year's 2018-2019 season, 6 cases in the 2017-2018 season, 0 cases in the 2016-2017 season and 10 cases in the 2015-2016 season.

Number of Positive Cases as of Week 20 by year, 2016-2019



Cumulatively, there are a total of 3658 cases in the District up to week 20 for the current season, 2009 during the 2018-2019 season, 2932 during the 2017-2018 season, 2020 in the 2016-2017 season and 1078 in the 2015-2016 season.

INFLUENZA-LIKE ILLNESS (ILI) SURVEILLANCE

Sentinel surveillance for ILI consists of five outpatient reporting sites for the District of Columbia. The sentinel surveillance sites report the total number of ILI cases encountered per week and the total number of patients seen at the clinic during that same week. For this system, ILI is defined as the existence of fever (temperature of 100°F [37.8°C] or greater) and a cough and/or a sore throat in the absence of a known cause other than Influenza.

For week 20, sentinel providers reported 259 out of 10747 visits (2.41%) that met the criteria for ILI.

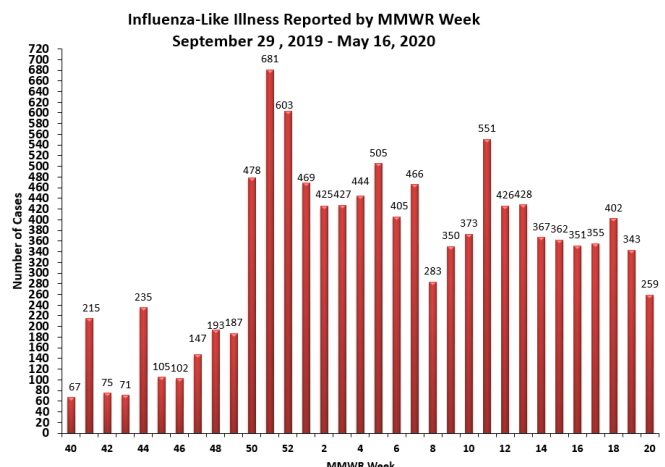
Geographic Spread of Influenza for Washington, DC

Week of	Activity *
May 10 – May 16	<i>Sporadic</i>

***No Activity** – overall clinical activity remains low and there are no lab confirmed Influenza cases;

Sporadic – isolated lab confirmed Influenza cases reported and ILI activity is not increased;

Local – increased ILI activity and recent lab confirmed Influenza cases. As the District of Columbia is not a state, this is the highest level of ILI activity it can report.



INFLUENZA TESTING BY THE DISTRICT OF COLUMBIA PUBLIC HEALTH LABORATORY (DC PHL)

The DC PHL subtypes human isolates to monitor the circulating strains of Influenza. The isolates are submitted to the DC PHL by hospitals and commercial laboratories on a monthly basis. DC PHL did not report any specimens tested during week 20.

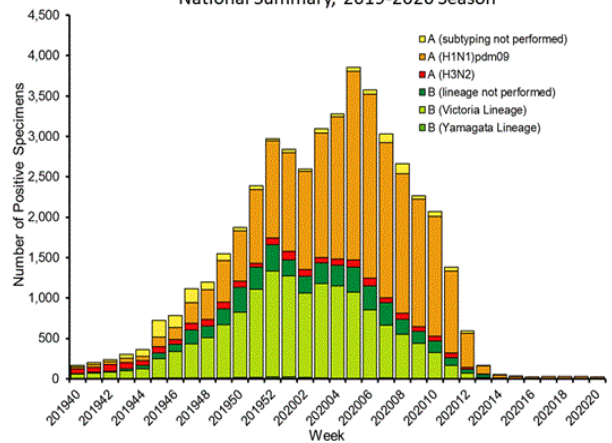
DC PHL Surveillance of Influenza Cases Reported By Influenza Subtype

DC PHL Influenza Testing	May 10, 2020 – May 16, 2020	Sep 29, 2019 -May 16, 2020
Number of specimens tested	0	994
Number of positive specimens	0 (0.0%)	311
Influenza A	0 (0.0%)	186 (59.80%)
A(H1N1)pdm09	0	160
H3N2	0	26
Influenza B	0 (0.0%)	125(40.20%)
Yamagata lineage	0	5
Victoria lineage	0	120

NATIONAL INFLUENZA ASSESSMENT

Influenza activity in the United States continues to decrease and is below the national baseline. The proportion of deaths attributed to pneumonia and influenza (P&I) is decreasing but remains elevated, primarily due to COVID-19, not influenza. Visits to healthcare providers for ILI decreased from 1.2% last week to 1.1% this week, and ILI is below the baseline nationally and for all regions. Two new pediatric flu deaths were reported during week 20, and the total reported pediatric flu deaths for the season are high. A total of 176 pediatric deaths occurring during the 2019-2020 season have been reported to CDC. During week 20, 233 specimens were tested by public health laboratories, of which 25 were positive. Of the 25 respiratory specimens that tested positive during week 20, 24 (96.0%) were Influenza A and 1 (4.0%) was Influenza B.

Influenza Positive Tests Reported to CDC by U.S. Public Health Laboratories, National Summary, 2019-2020 Season



Get Vaccinated!

To find an Influenza vaccine provider, visit the District of Columbia Immunization Resource Center at <http://doh.dc.gov/node/190532>



For additional information about Influenza and Influenza activity in the United States, please visit: <http://www.cdc.gov/flu/index.htm>. Questions about Influenza in the District of Columbia or this report should be directed to the Division of Epidemiology - Disease Surveillance and Investigation at (202) 442-9370 or email flu.epi@dc.gov