







Tick Identification and Quick Facts

	Common name	Scientific name	Time of year most active	Primary host	Diseases transmitted
	American dog tick	<i>Dermacentor variabilis</i>	Spring & Summer	Medium to large sized mammals	<i>Ehrlichia canis</i> Rocky Mountain spotted fever Tularemia
	Blacklegged tick	<i>Ixodes scapularis</i>	Spring, Summer, & Fall	White-tailed deer	Anaplasmosis Babesiosis <i>Borrelia miyamotoi</i> <i>Ehrlichia muris eauclairensis</i> Lyme disease Powassan disease
	Brown dog tick	<i>Rhipicephalus sanguineus</i>	Year round	Dogs	<i>Ehrlichia canis</i> Rocky Mountain spotted fever
	Gulf Coast tick	<i>Amblyomma maculatum</i>	Summer	Small to medium sized animals	<i>Ehrlichia canis</i> <i>Rickettsia parkeri rickettsiosis</i>
	Lone star tick	<i>Amblyomma americanum</i>	Spring & Summer	White-tailed deer & Wild turkeys	<i>Ehrlichia chaffeensis</i> <i>Ehrlichia ewingii</i> Heartland virus Tularemia Southern Tick–Associated Rash Illness

Sizing Ticks by Life Stage



Tick-borne Disease Transmission Facts

	Vector	Life stage that can transmit disease to people	Minimum feeding time needed for transmission
Anaplasmosis	Blacklegged tick	Nymph & Adult	24 hours
Babesiosis	Blacklegged tick	Nymph & Adult	36 hours
<i>Borrelia miyamotoi</i>	Blacklegged tick	Nymph & Adult	24 hours
Ehrlichiosis [‡]	American dog tick	Adult	24 hours
	Blacklegged tick	Nymph & Adult	
	Brown dog tick	Adult	
	Gulf coast tick	Adult	
Heartland virus	Lone star tick	Nymph & Adult	Unknown
Lyme disease	Blacklegged tick	Nymph & Adult	36 hours
Powassan disease	Blacklegged tick	Nymph & Adult	15 min
<i>Rickettsia parkeri rickettsiosis</i>	Gulf Coast tick	Adult	Unknown
Rocky Mountain spotted fever	American dog tick	Adult	10-20 hours
	Brown dog tick	Adult	
Southern Tick–Associated Rash Illness	Lone star tick	Nymph & Adult	Unknown
Tularemia	Lone star tick	Nymph & Adult	Unknown
	American dog tick	Adult	

[‡]Different ticks transmit different species of Ehrlichia, see the chart on the first page for specifics