

# Influenza Surveillance Report

Division of Epidemiology - Disease Surveillance and Investigation  
 District of Columbia Department of Health

## 2014-2015 Influenza Season Week 42 (October 12, 2014 – October 18, 2014)

(All data are preliminary and may change as more reports are received)

### SUMMARY

- 0 cases of Influenza were reported by hospitals during this reporting period.
- Zero pediatric-deaths associated with Influenza were recorded during this reporting period.
- For the 2014-2015 Influenza Season to-date, 4 positive Influenza cases have been reported.

### INFLUENZA SURVEILLANCE FROM HOSPITALS & AMBULATORY CARE FACILITIES

District of Columbia hospitals and laboratories report detailed information on cases of Influenza on a daily basis. However, in accordance with CDC guidelines, only Influenza-associated deaths in cases <18 years of age and Novel Influenza A infections are reportable.


The table below summarizes weekly and cumulative cases of Influenza for the 2014-2015 Season. Data are also presented by age group and by number of cases reported weekly. During week 42 (October 12, 2014–October 18, 2014), there were 0 new cases of Influenza reported. To date, the District has received 4 positive Influenza cases reported by hospitals.

### Surveillance of Influenza Cases Reported By Influenza Type

	Week 42 (October 12, 2014– October 18, 2014)		Cumulative Cases for Weeks 40 – 20 (September 28, 2014 – May 23, 2015)	
<b>Influenza A</b>	0	(0%)	4	(100%)
<b>Influenza B</b>	0	(0%)	0	(0%)
<b>Influenza A/B</b>	0	(0%)	0	(0%)
<b>Influenza (not typed)</b>	0	(0%)	0	(0%)
<b>Total</b>	0*	(0%)	0*	(100.0%)

\*Includes results from Rapid Diagnostic Testing, Viral Culture, RT-PCR, Serology, and Immunofluorescence.

Positive Influenza Tests, by Age Group  
 Week 42 (12 Oct 2014 - 18 Oct 2014)



Positive Influenza Tests by Week  
 September 28 2014 - May 23, 2015



**RAPID DIAGNOSTIC TESTING**

Rapid Diagnostic Tests are screening tests used to detect the Influenza virus in a short period of time. While initially less accurate than PCR and viral culture, rapid diagnostics are more accurate as the Influenza season progresses. During week 42, 99 out of a total of 123 tests were performed using rapid diagnostic testing in clinical laboratories. Of these, 0 (0%) positive Influenza specimens were identified during week 42 using rapid diagnostics.

Week: 42 (October 12, 2014– October 18, 2014)	
No. of specimens tested Rapid Diagnostics	99
No. of positive specimens (%)	0 (0%)
<b>Positive specimens by type/subtype</b>	
Influenza A	0 (0%)
Influenza B	0 (0%)
Influenza A/B	0 (0%)
Influenza – unknown type	0 (0%)

**INFLUENZA-LIKE ILLNESS (ILI) SURVEILLANCE**

Sentinel surveillance for ILI consists of three outpatient reporting sites for the District of Columbia. The sentinel surveillance sites report the total number of ILI cases encountered per week and the total number of patients seen at the clinic during that same week. For this system, ILI is defined as the existence of fever (temperature of 100°F [37.8°C] or greater) and a cough and/or a sore throat in the absence of a known cause other than Influenza.

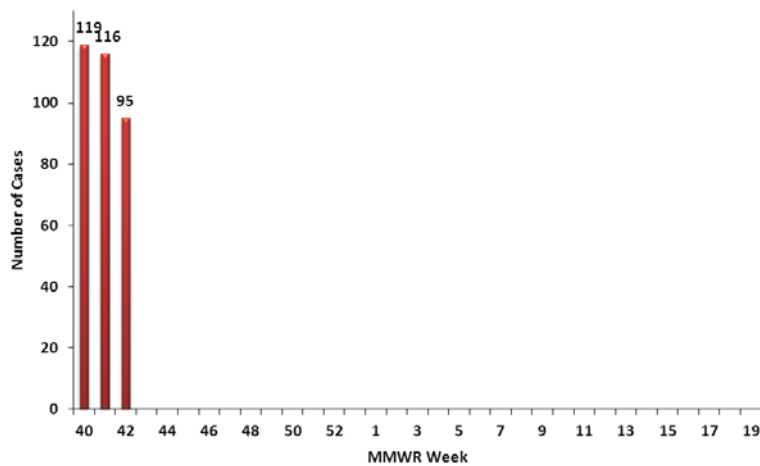
For week 42, sentinel providers reported 95 visits out of 1277 (7.44%) met the criteria for ILI.

**Sentinel Surveillance ILI Activity for Washington, DC**

Week of	Activity *
Oct 12 – Oct 18	No Activity

- \*No Activity** – overall clinical activity remains low and there are no lab confirmed Influenza cases;
- Sporadic** – isolated lab confirmed Influenza cases reported and ILI activity is not increased;
- Local** – increased ILI activity and recent lab confirmed Influenza cases. As the District of Columbia is not a state, this is the highest level of ILI activity it can report.

**Influenza-Like Illness Reported by MMWR Weekly  
September 28, 2014 - May 23, 2015**



## INFLUENZA TESTING BY THE DISTRICT OF COLUMBIA PUBLIC HEALTH LABORATORY (DC PHL)

The DC PHL subtypes human isolates to monitor the circulating strains of Influenza. The isolates are submitted to the DC PHL by hospitals and commercial laboratories. No specimens were reported by the PHL for week 42.

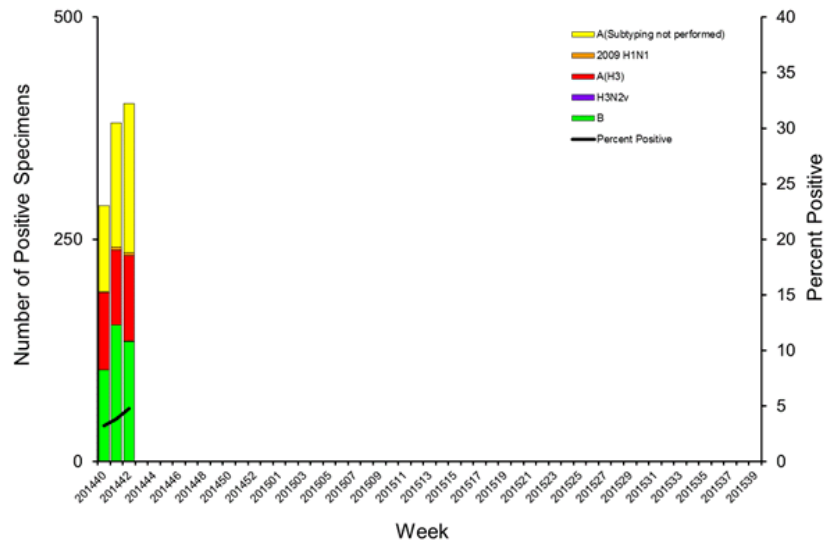
### DC PHL Surveillance of Influenza Cases Reported By Influenza Subtype

DC PHL Influenza Testing	October 12, 2014 – October 18, 2014	Total Cases September 28, 2014 – May 23, 2015
<b>Number of specimens tested</b>	0	0
◆ <b>Number of specimens positive for Influenza:</b>	0 (0%)	0 (0%)
● <b>Influenza A</b>	0 (0%)	0 (0%)
▪ <b>H1 2009 H1N1</b>	0 (0%)	0 (0%)
▪ <b>H1 seasonal</b>	0 (0%)	0 (0%)
▪ <b>H3</b>	0 (0%)	0 (0%)
● <b>Influenza B</b>	0 (0%)	0 (0%)

## NATIONAL INFLUENZA ASSESSMENT

The CDC's weekly seasonal Influenza surveillance report for week 42 noted that Influenza activity was low in the United States. The proportion of deaths due to Influenza and pneumonia in the US was below the epidemic threshold. Two Influenza-associated pediatric deaths were reported to the CDC during week 42, including one that occurred during the 2013-2014 season. For the 2014-2015 season, a total of 1 pediatric deaths associated with Influenza have been reported in the US. During week 42, 8,412 specimens were tested, of which 403 (4.8%) were positive. Of the 403 respiratory specimens that tested positive during week 42, 268 (66.5%) were Influenza A and 135 (33.5%) were Influenza B. Of the Influenza A samples, 3 (1.1%) were 2009 H1N1, 96 (35.8%) were H3, and 168 (62.7%) were not subtyped.

Influenza Positive Tests Reported to CDC by U.S. WHO/NREVSS Collaborating Laboratories, National Summary, 2014-15



### Get Vaccinated!

To find an Influenza vaccine provider, visit the District of Columbia Immunization Resource Center at

<http://doh.dc.gov/node/190532>



For additional information about Influenza and Influenza activity in the United States, please visit: <http://www.cdc.gov/flu/index.htm>. Questions about Influenza in the District of Columbia or this report should be directed to the Division of Epidemiology - Disease Surveillance and Investigation at (202) 442-9150 or email [keith.li@dc.gov](mailto:keith.li@dc.gov).