

Influenza Surveillance Report

Division of Epidemiology - Disease Surveillance and Investigation
District of Columbia Department of Health

2017-2018 Influenza Season Week 8 (February 18th, 2018 – February 24th, 2018)

(All data are preliminary and may change as more reports are received)

SUMMARY

- 209 new cases of influenza were reported by hospitals during this reporting period
- Zero pediatric deaths were reported during this period
- For the 2017-2018 influenza season to-date, 2359 positive Influenza cases have been reported
- For the 2017-2018 influenza season to-date, DC PHL has completed testing for 123 specimens
- Flu activity has decreased since previous week

INFLUENZA SURVEILLANCE FROM HOSPITALS & AMBULATORY CARE FACILITIES

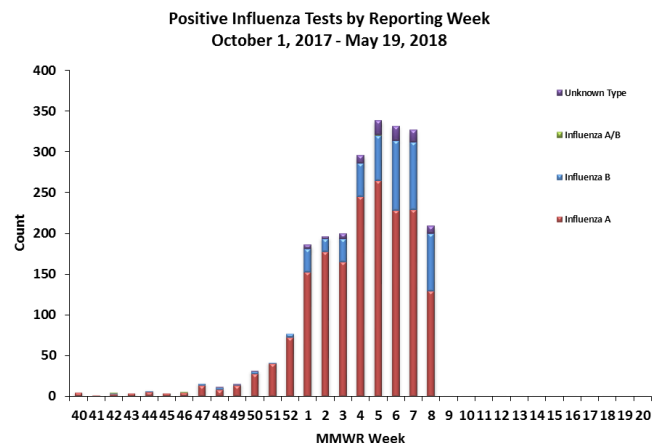
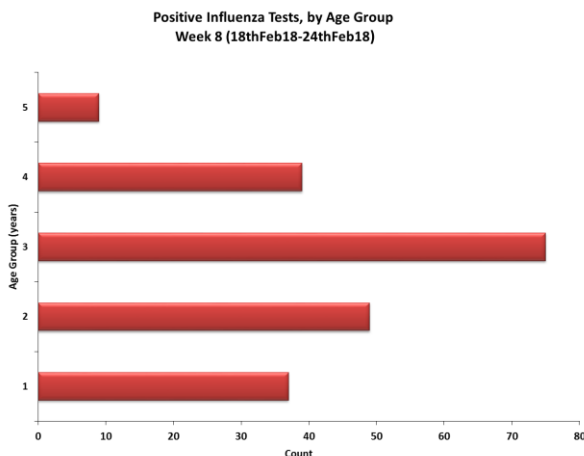
District of Columbia hospitals and laboratories report detailed information on cases of Influenza on a daily basis. However, in accordance with CDC guidelines, only Influenza-associated deaths in cases <18 years of age and Novel Influenza A infections are reportable. We also request that Influenza hospitalizations be reported if possible.

The table below summarizes weekly and cumulative cases of Influenza for the 2017-2018 Season. Data are also presented by age group and by number of cases reported weekly. During week 8 (February 18th, 2018–February 24th, 2018), there were 209 new cases of influenza reported. A total of 1051 tests were performed during week 8. To date, the District has received 2359 positive influenza cases reported by all nine hospitals.

Surveillance of Influenza Cases Reported By Influenza Type

	Week 8 (February 18, 2018- February 24, 2018)		Cumulative Positive Cases for Weeks 40–20 (October 1, 2017–May 19, 2018)	
Influenza A	129	(61.72 %)	1841	(78.05%)
Influenza B	71	(33.98 %)	425	(18.03%)
Influenza A/B	0	(0.00 %)	3	(0.12 %)
Influenza (not typed)	9	(4.30 %)	90	(3.80%)
Total	209*	(100.00%)	2359*	(100.00%)

*Includes results from Rapid Diagnostic Testing, Viral Culture, RT-PCR, Serology, and Immunofluorescence.



RAPID DIAGNOSTIC TESTING

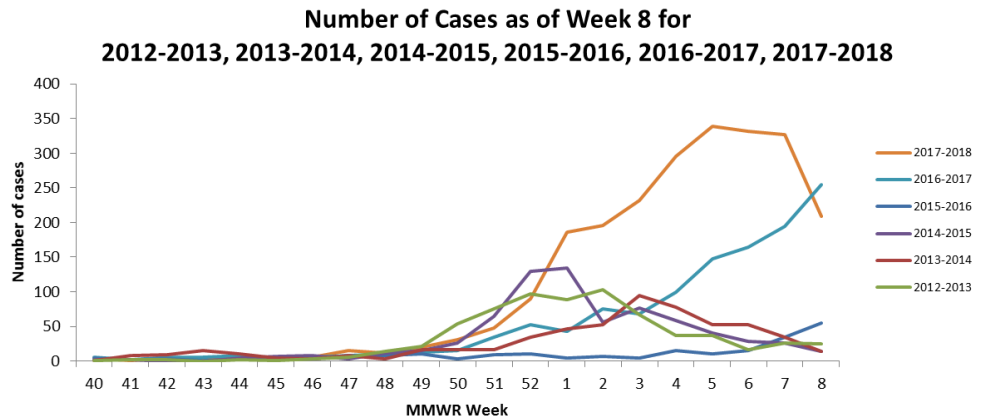
Rapid Diagnostic Tests are screening tests used to detect the Influenza virus in a short period of time. While initially less accurate than PCR and viral culture, rapid diagnostics are more accurate as the Influenza season progresses. During week 8, 423 out of a total of 1051 tests were performed using rapid diagnostic testing in clinical laboratories. Of these, 87 (20.56 %) positive Influenza specimens were identified using rapid diagnostics.

Week: 8 (Feb 18, 2018 – Feb 24, 2018)	
No. of specimens tested Rapid Diagnostics	423
No. of positive specimens (%)	87 (20.56%)
Positive specimens by type/subtype	
Influenza A	55 (63.21 %)
Influenza B	23 (26.45 %)
Influenza A/B	0 (0.00%)
Influenza – unknown type	9 (10.34 %)

WEEK 8 COMPARISON WITH PREVIOUS SEASONS

For week 8, there were 209 new cases reported in the current 2017-2018 season, 255 cases in last year's 2016-2017 season, 55 cases in the 2015-2016 season, 14 cases in the 2014-2015 season, 14 in the 2013-2014 season, and 25 in the 2012-2013 season.

Cumulatively, there are a total of 2359 cases in the District up to week 8 for the current season, 1216 during the 2016-2017 season, 212 during the 2015-2016 season, 704 in the 2014-2015 season, 569 in the 2013-2014 season, and 676 in the 2012-2013 season.



INFLUENZA-LIKE ILLNESS (ILI) SURVEILLANCE

Sentinel surveillance for ILI consists of five outpatient reporting sites for the District of Columbia. The sentinel surveillance sites report the total number of ILI cases encountered per week and the total number of patients seen at the clinic during that same week. For this system, ILI is defined as the existence of fever (temperature of 100°F [37.8°C] or greater) and a cough and/or a sore throat in the absence of a known cause other than Influenza.

For week 8, sentinel providers reported 499 out of 12832 visits (3.88 %) that met the criteria for ILI.

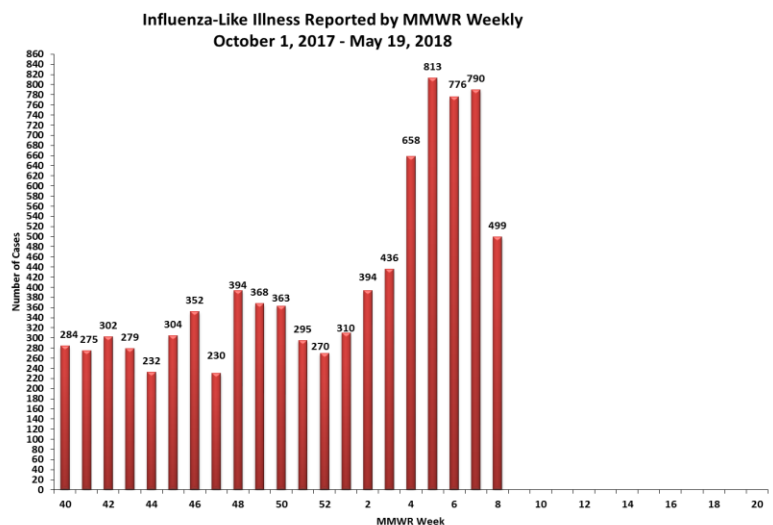
Geographic Spread of Influenza for Washington, DC

Week of	Activity *
Feb 18- Feb 24	Local

***No Activity** – overall clinical activity remains low and there are no lab confirmed Influenza cases;

Sporadic – isolated lab confirmed Influenza cases reported and ILI activity is not increased;

Local – increased ILI activity and recent lab confirmed Influenza cases. As the District of Columbia is not a state, this is the highest level of ILI activity it can report.



INFLUENZA TESTING BY THE DISTRICT OF COLUMBIA PUBLIC HEALTH LABORATORY (DC PHL)

The DC PHL subtypes human isolates to monitor the circulating strains of Influenza. The isolates are submitted to the DC PHL by hospitals and commercial laboratories on a monthly basis. DC PHL has completed testing for 123 specimens submitted through March 1, 2018.

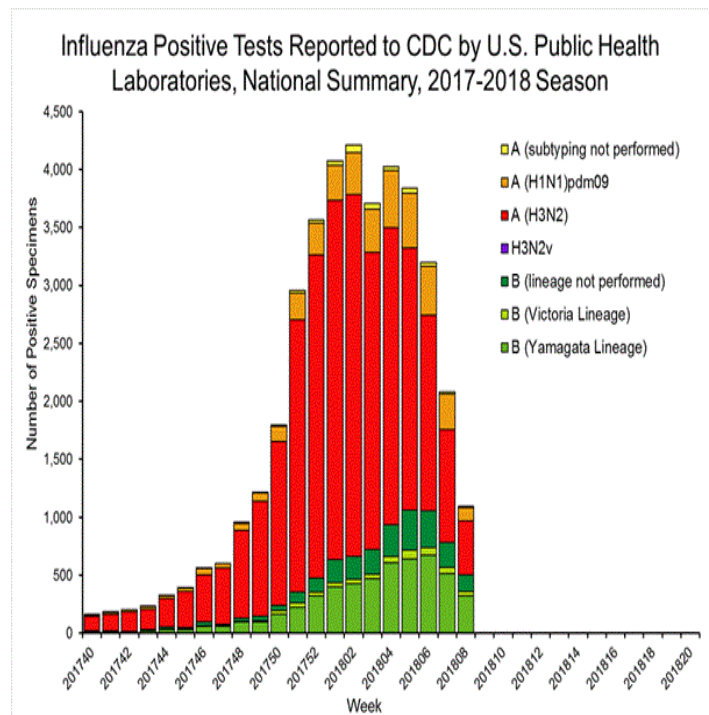
DC PHL Surveillance of Influenza Cases Reported By Influenza Subtype*

DC PHL Influenza Testing	Jan 31,2018 - Mar 1,2018	Nov 22 , 2017-Mar 1 , 2018
Number of specimens tested	32	123
Number of positive specimens	16	39
Influenza A	15 (93.75 %)	37 (94.87 %)
A(H1N1)pdm09	3	6
H3N2	12	31
Influenza B	1 (6.25%)	2 (5.12 %)
Yamagata lineage	1	2
Victoria lineage	0	0

* Includes specimens submitted through Mar 1, 2018

NATIONAL INFLUENZA ASSESSMENT

The CDC's weekly seasonal Influenza surveillance report for week 8 noted that influenza activity decreased in the United States. The proportion of deaths attributed to pneumonia and influenza (P&I) was above the system-specific epidemic threshold. Seventeen pediatric deaths were reported to CDC during week 8 for the current season. Three deaths were associated with an influenza A (H3) virus and occurred during weeks 7 and 8. One death was associated with an influenza A (H1N1) pdm09 virus and occurred during week 7. Four deaths were associated with an influenza A virus for which no subtyping was performed and occurred during weeks 52, 7 and 8. Nine deaths were associated with an influenza B virus and occurred during weeks 6, 7 and 8. For the 2017-2018 season, 114 pediatric deaths associated with Influenza have been reported in the US for this season. During week 8, 1996 specimens were tested by public health laboratories, of which 1095 were positive. Of the 1,095 respiratory specimens that tested positive during week 8, 593 (54.2%) were Influenza A and 502 (45.8%) were Influenza B. Of the Influenza A samples, 115 (19.4%) were 2009 H1N1, 467 (78.8%) were H3, and 11 (1.9 %) were untyped.



Get Vaccinated!

To find an Influenza vaccine provider, visit the District of Columbia Immunization Resource Center at <http://doh.dc.gov/node/190532>



For additional information about Influenza and Influenza activity in the United States, please visit: <http://www.cdc.gov/flu/index.htm>. Questions about Influenza in the District of Columbia or this report should be directed to the Division of Epidemiology - Disease Surveillance and Investigation at (202) 442-8141 or email flu.epi@dc.gov