

Influenza Surveillance Report

Division of Epidemiology - Disease Surveillance and Investigation
District of Columbia Department of Health

2017-2018 Influenza Season Week 18 (April 29th, 2018 – May 5th, 2018)

(All data are preliminary and may change as more reports are received)

SUMMARY

- 15 new cases of influenza were reported by hospitals during this reporting period
- Zero pediatric deaths were reported during this period
- For the 2017-2018 influenza season to-date, 2919 positive Influenza cases have been reported
- For the 2017-2018 influenza season, DC PHL has completed testing for 438 specimens
- Flu activity has decreased since previous week and continues to decline

INFLUENZA SURVEILLANCE FROM HOSPITALS & AMBULATORY CARE FACILITIES

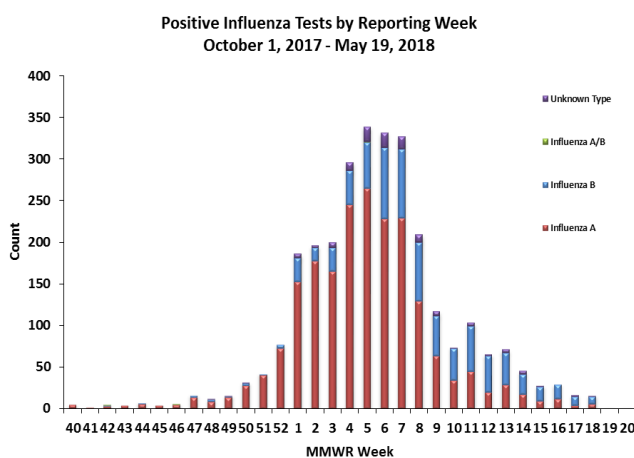
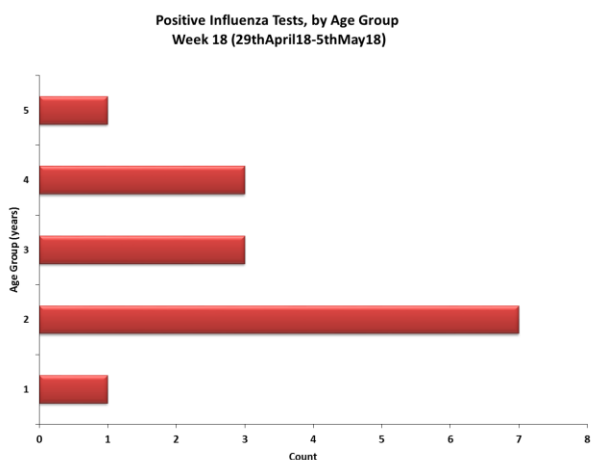
District of Columbia hospitals and laboratories report detailed information on cases of Influenza on a daily basis. However, in accordance with CDC guidelines, only Influenza-associated deaths in cases <18 years of age and Novel Influenza A infections are reportable. We also request that Influenza hospitalizations be reported if possible.

The table below summarizes weekly and cumulative cases of Influenza for the 2017-2018 Season. Data are also presented by age group and by number of cases reported weekly. During week 18 (April 29th, 2018– May 5th, 2018), there were 15 new cases of influenza reported. A total of 259 tests were performed during week 18. To date, the District has received 2919 positive influenza cases reported by all nine hospitals.

Surveillance of Influenza Cases Reported By Influenza Type

	Week 18 (April 29, 2018-May 05, 2018)		Cumulative Positive Cases for Weeks 40–20 (October 1, 2017–May 19, 2018)	
Influenza A	5	(33.33 %)	2074	(71.53%)
Influenza B	9	(60.00%)	727	(24.48%)
Influenza A/B	0	(0.00 %)	3	(0.10%)
Influenza (not typed)	1	(6.67%)	115	(3.89%)
Total	15*	(100.00%)	2919*	(100.00%)

*Includes results from Rapid Diagnostic Testing, Viral Culture, RT-PCR, Serology, and Immunofluorescence.



RAPID DIAGNOSTIC TESTING

Rapid Diagnostic Tests are screening tests used to detect the Influenza virus in a short period of time. While initially less accurate than PCR and viral culture, rapid diagnostics are more accurate as the Influenza season progresses. During week 18, 107 out of a total of 259 tests were performed using rapid diagnostic testing in clinical laboratories. Of these, 7 (6.54%) positive Influenza specimens were identified using rapid diagnostics.

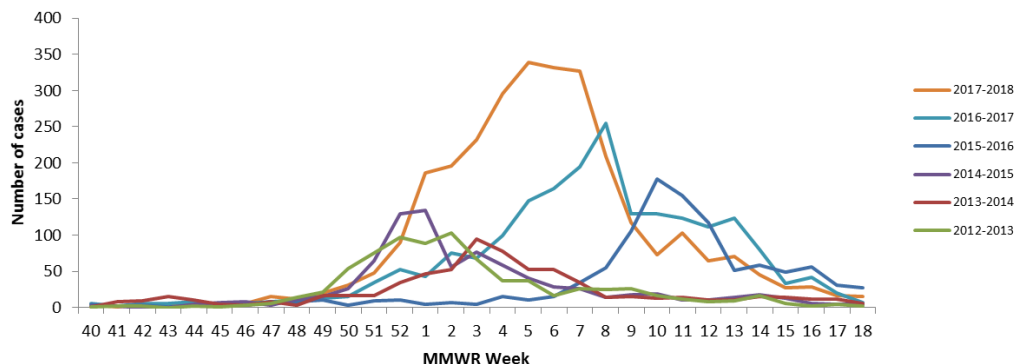
Week: 18 (April 29, 2018 – May 05, 2018)	
No. of specimens tested Rapid Diagnostics	107
No. of positive specimens (%)	7 (6.54%)
Positive specimens by type/subtype	
Influenza A	4 (57.14%)
Influenza B	2(28.58%)
Influenza A/B	0 (0.00%)
Influenza – unknown type	1(14.28%)

WEEK 18 COMPARISON WITH PREVIOUS SEASONS

For week 18, there were 15 new cases reported in the current 2017-2018 season, 7 cases in last year’s 2016-2017 season, 27 cases in the 2015-2016 season, 4 cases in the 2014-2015 season, 5 in the 2013-2014 season, and 2 in the 2012-2013 season.

Cumulatively, there are a total of 2919 cases in the District up to week 18 for the current season, 2015 during the 2016-2017 season, 1040 during the 2015-2016 season, 819 in the 2014-2015 season, 687 in the 2013-2014 season, and 776 in the 2012-2013 season.

Number of Cases as of Week 18 for 2012-2013, 2013-2014, 2014-2015, 2015-2016, 2016-2017, 2017-2018



INFLUENZA-LIKE ILLNESS (ILI) SURVEILLANCE

Sentinel surveillance for ILI consists of five outpatient reporting sites for the District of Columbia. The sentinel surveillance sites report the total number of ILI cases encountered per week and the total number of patients seen at the clinic during that same week. For this system, ILI is defined as the existence of fever (temperature of 100°F [37.8°C] or greater) and a cough and/or a sore throat in the absence of a known cause other than Influenza.

For week 18, sentinel providers reported 216 out of 14578 visits (1.48 %) that met the criteria for ILI.

Geographic Spread of Influenza for Washington, DC

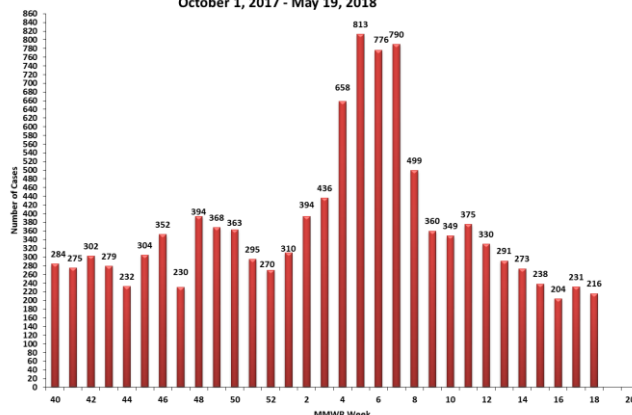
Week of	Activity *
April 29- May 05	<i>Sporadic</i>

***No Activity** – overall clinical activity remains low and there are no lab confirmed Influenza cases;

Sporadic – isolated lab confirmed Influenza cases reported and ILI activity is not increased;

Local – increased ILI activity and recent lab confirmed Influenza cases. As the District of Columbia is not a state, this is the highest level of ILI activity it can report.

Influenza-Like Illness Reported by MMWR Weekly October 1, 2017 - May 19, 2018



INFLUENZA TESTING BY THE DISTRICT OF COLUMBIA PUBLIC HEALTH LABORATORY (DC PHL)

The DC PHL subtypes human isolates to monitor the circulating strains of Influenza. The isolates are submitted to the DC PHL by hospitals and commercial laboratories on a monthly basis. DC PHL has completed testing for 436 specimens submitted through May 5, 2018.

DC PHL Surveillance of Influenza Cases Reported By Influenza Subtype*

DC PHL Influenza Testing	Apr 25,2018 – May 5 ,2018	Nov 22 , 2017- May 6, 2018
Number of specimens tested	0	438
Number of positive specimens	0	260
Influenza A	0	187 (71.92%)
A(H1N1)pdm09	0	42
H3N2	0	145
Influenza B	0	73 (28.08%)
Yamagata lineage	0	67
Victoria lineage	0	6

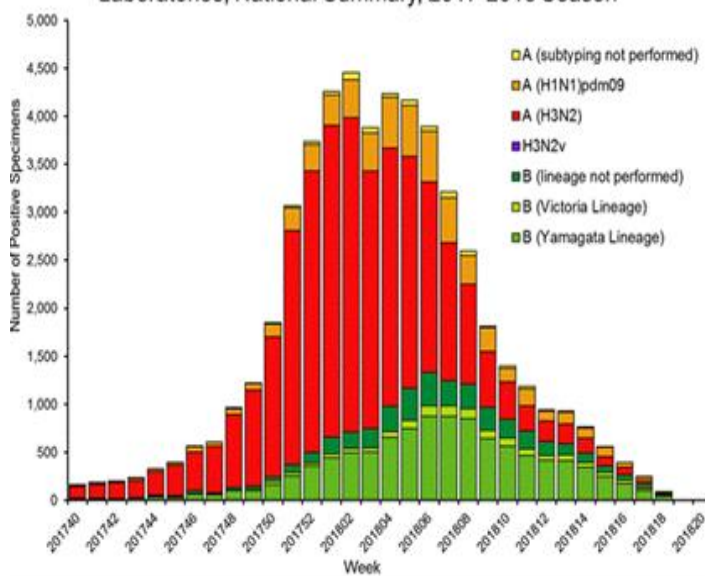
* Includes specimens submitted through May 5, 2018

NATIONAL INFLUENZA ASSESSMENT

The CDC's weekly seasonal Influenza surveillance report for week 18 noted that influenza activity decreased in the United States. The proportion of deaths attributed to pneumonia and influenza (P&I) was below the system-specific epidemic threshold. Two influenza-associated pediatric deaths were reported to CDC during week 18 for the current season.

One death was associated with an influenza A (H1N1) pdm09 and occurred during week 10. One death was associated with an influenza B virus and occurred during week 12. For the 2017-2018 season, 165 pediatric deaths associated with Influenza have been reported in the US. During week 18, 345 specimens were tested by public health laboratories, of which 86 were positive. Of the 86 respiratory specimens that tested positive during week 18, 28 (32.6 %) were Influenza A and 58 (67.4%) were Influenza B. Of the Influenza A samples, 12 (42.9%) were 2009 H1N1, 11 (39.3 %) were H3N2, and 5 (17.9%) was un-typed.

Influenza Positive Tests Reported to CDC by U.S. Public Health Laboratories, National Summary, 2017-2018 Season



Get Vaccinated!

To find an Influenza vaccine provider, visit the District of Columbia Immunization Resource Center at <http://doh.dc.gov/node/190532>



For additional information about Influenza and Influenza activity in the United States, please visit: <http://www.cdc.gov/flu/index.htm>. Questions about influenza in the District of Columbia or this report should be directed to the Division of Epidemiology - Disease Surveillance and Investigation at (202) 442-8141 or email flu.epi@dc.gov