

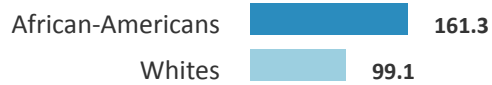
PROSTATE Cancer

Prostate Cancer Fact Sheet, District of Columbia, 2011-2020

#1 most commonly **diagnosed** cancer among men (137.3 per 100,000), 2011-2020.

#2 leading cause of cancer deaths among men (29 per 100,000), 2011-2020.

Over this time period, prostate cancer incidence was higher for **African-American** men compared to White men.



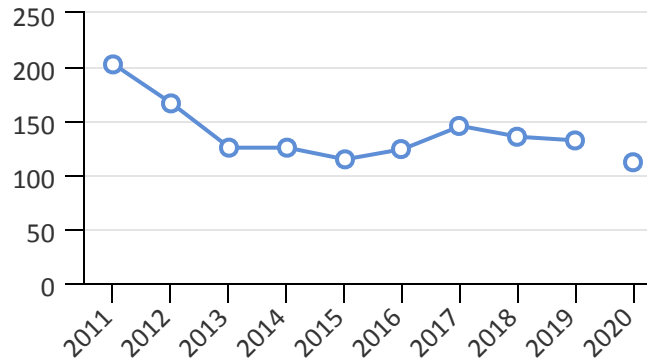
Over this time period, prostate cancer mortality was higher for **African-American** men compared to White men.



For diagnosis years 2011-2018, the 5 year prostate cancer **survival rate** was similar for African American men and White men.

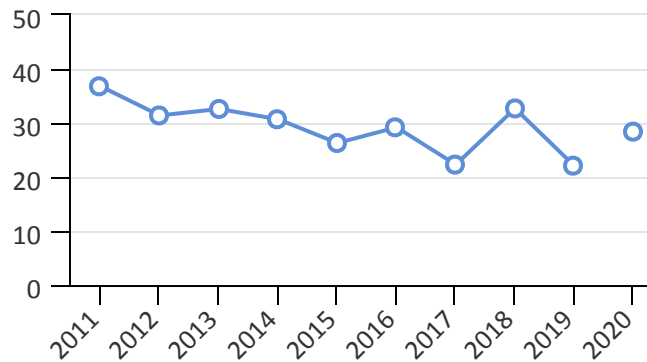


Age-adjusted incidence, 2011-2020*



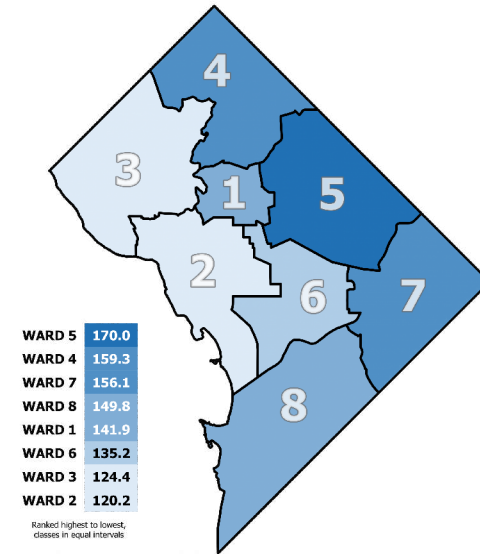
Prostate cancer incidence declined about 5.1% per year from 2011 to 2013, then remained stable. This initial decline follows 2008 and 2012 changes to prostate cancer screening recommendations.

Age-adjusted mortality, 2011-2020*



There was no significant increase or decrease in prostate cancer mortality rates.

10 year, age-adjusted prostate cancer incidence rates by ward (per 100,000 individuals males), 2010-2019



10 year, age-adjusted prostate cancer mortality rates by ward (per 100,000 individual males), 2010-2019

