



# Board of Dentistry Workforce Survey

---

## 2017 FACT SHEET

# Board of Dentistry (BOD) Workforce Survey

## Data Use



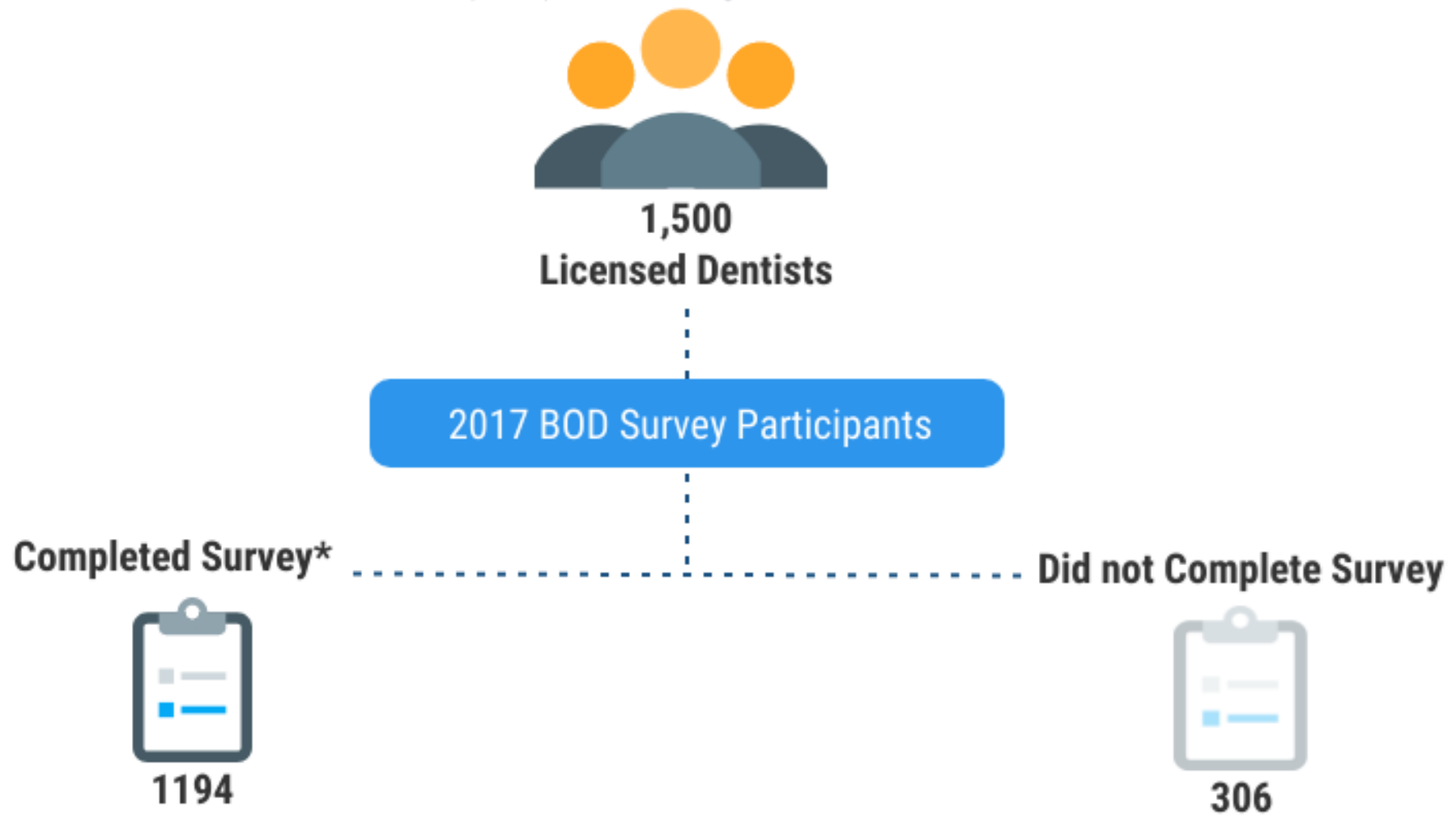
Dental Workforce Profile
Demographic overview
Professional Status
Area of Specialty
Location of Services



Meaningful Use
Informs programs and activities that support the District's dental workforce
Provides insight on the growth of the District's dental workforce
Identifies areas of need in the community
Provides valuable workforce trend data

# LICENSED DENTISTS (DDS & DMD)

The District of Columbia's Board of Dentistry (DC BOD) regulates the practice of dentistry and dental hygiene. The survey explored demographics in addition to workforce capacity, and access to care. The survey data reported on the following Fact Sheet reflects the data collected in 2017.

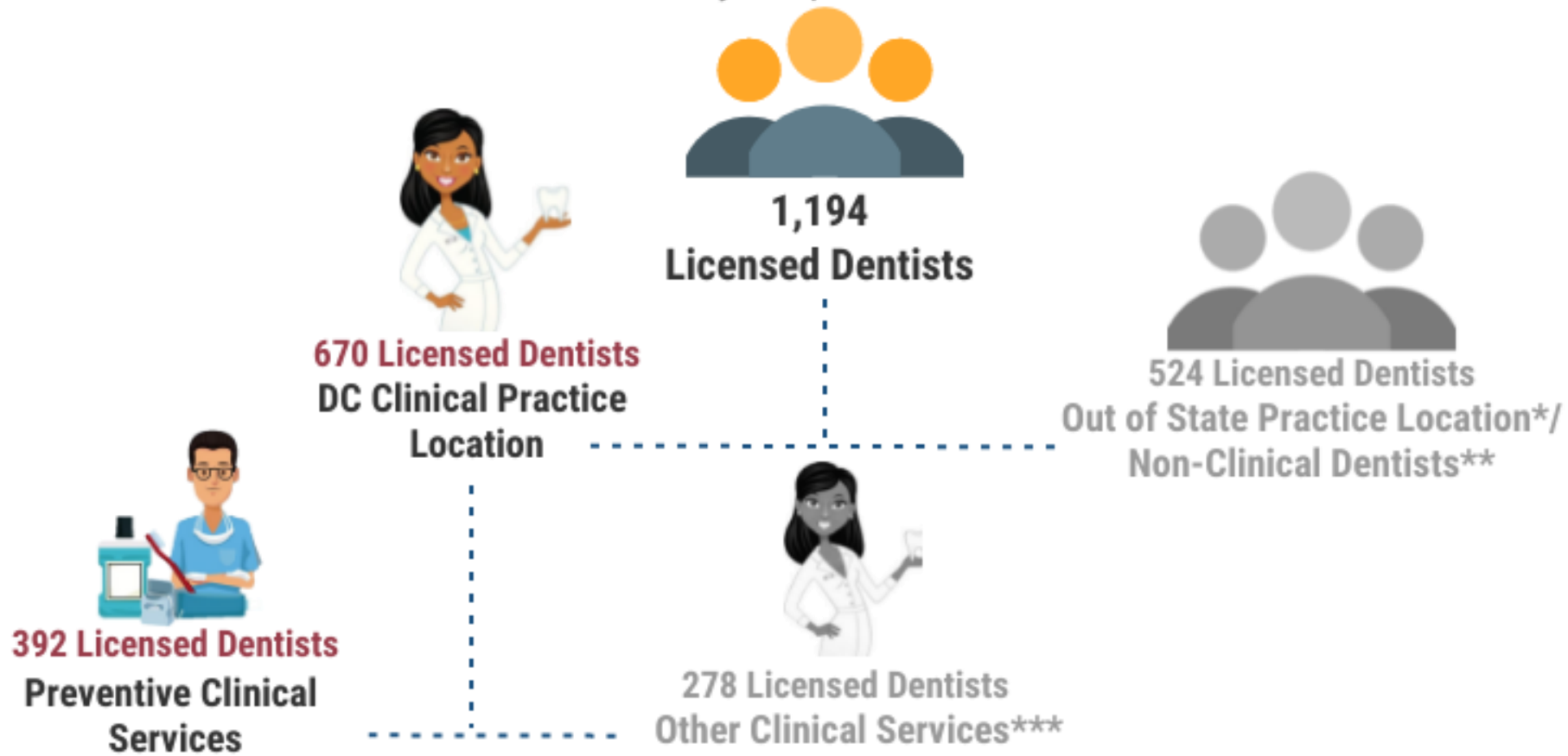


\*Refers to dentists who hold an active license and who responded to at least one Board of Dentistry survey question.

# LICENSED DENTISTS (DDS & DMD)

The District of Columbia's Board of Dentistry (DC BOD) regulates the practice of dentistry and dental hygiene. The survey explored demographics in addition to workforce capacity, and access to care. The survey data reported on the following Fact Sheet reflects the data collected in 2017.

## Survey Response Profile



\*Refers to dentists without a physical practice location in the District of Columbia.

\*\*Includes dental administrators, professors, public health professionals, researchers, etc. who do not provide direct clinical care to patients.

\*\*\*Refers to clinical practicing dentists who may provide some, but not all or none of the four recommended preventive clinical services.

## LICENSED DENTISTS (DDS & DMD)

The District of Columbia's Board of Dentistry (DC BOD) regulates the practice of dentistry and dental hygiene. The survey explored demographics in addition to workforce capacity, and access to care. The survey data reported on the following Fact Sheet reflects the data collected in 2017.

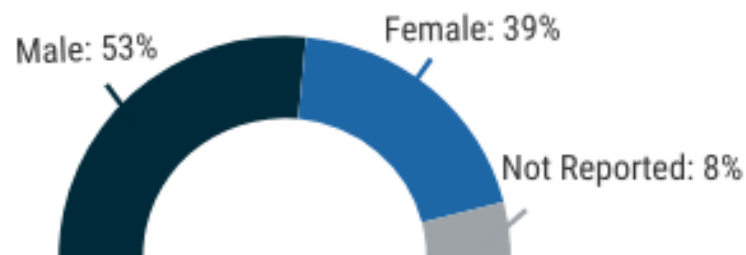


**1,194**  
Licensed Dentists\*

\*Represents dentists who hold a license to practice in the District and participated in the 2017 BOD Survey

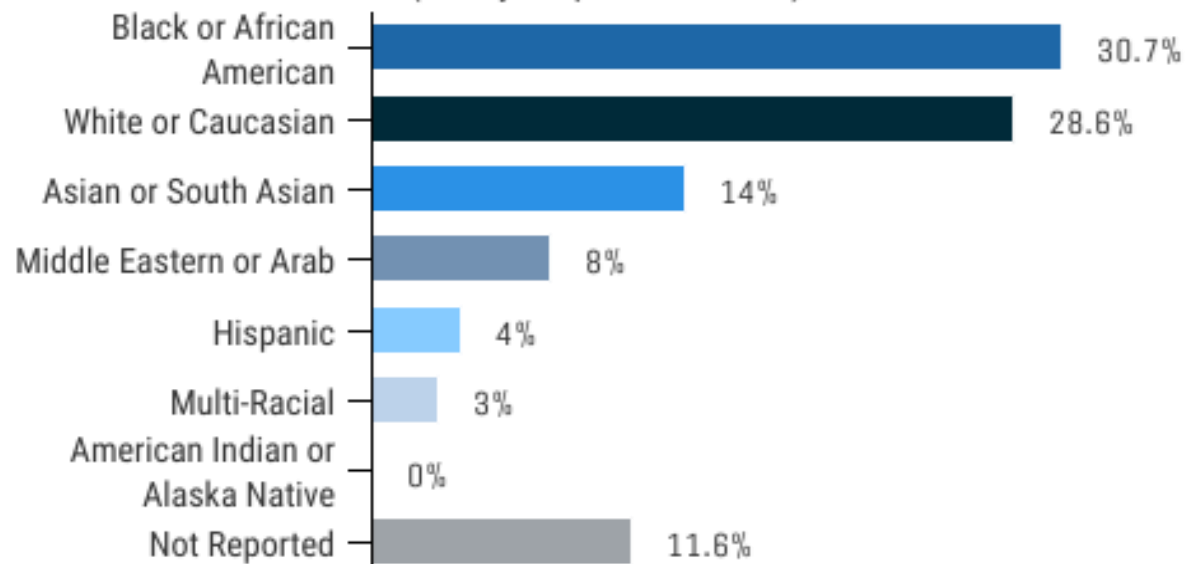
### Gender

(Survey Respondents: 1194)



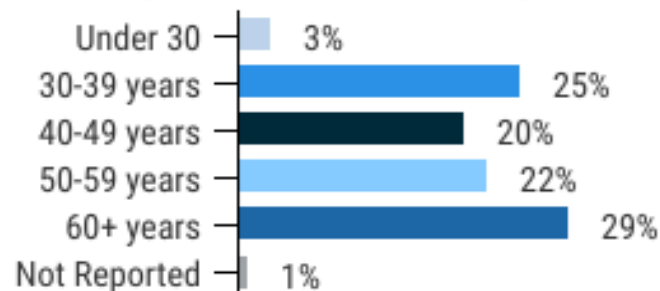
### Race

(Survey Respondents: 1194)



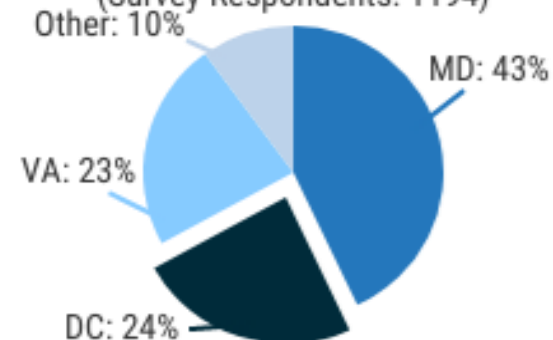
### Age

(Survey Respondents: 1194)



### State of Residence

(Survey Respondents: 1194)



# DENTISTS (DDS & DMD)

The District of Columbia's Board of Dentistry (DC BOD) regulates the practice of dentistry and dental hygiene. The survey explored demographics in addition to workforce capacity, and access to care. The survey data reported on the following Fact Sheet reflects the data collected in 2017.



1,194

Licensed Dentists\*

\*Represents dentists who hold a license to practice in the District and participated in the 2017 BOD Survey



670

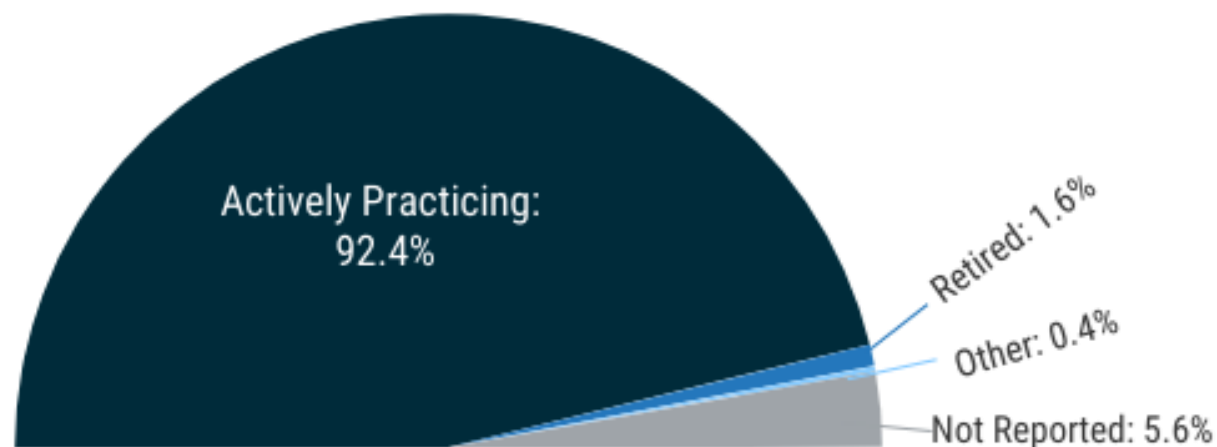
Clinical Practicing Dentists\*

\*Represents dentists providing clinical care at a practice location in the District

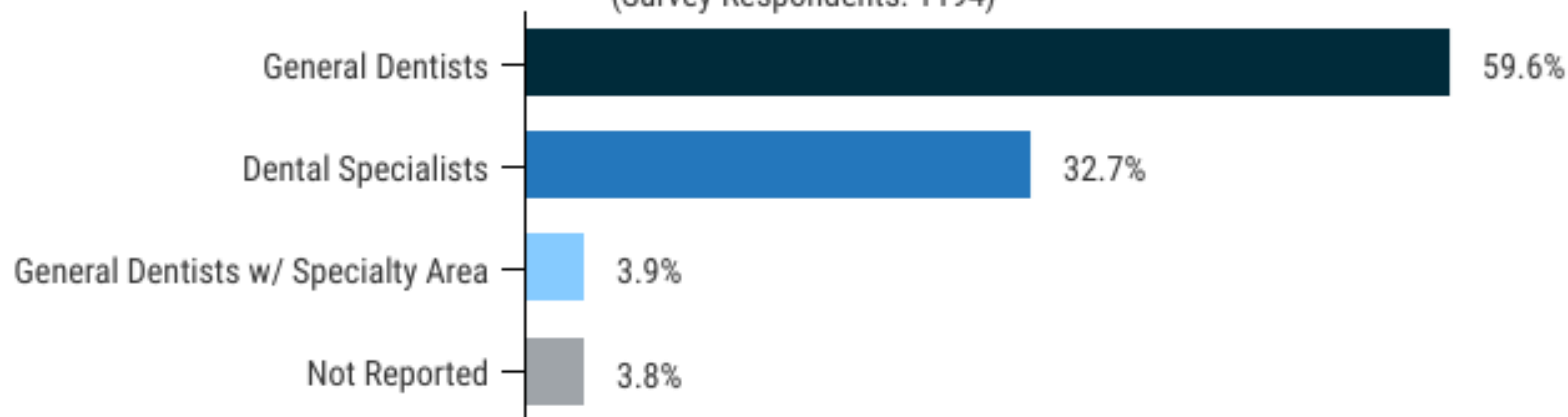
# LICENSED DENTISTS (DDS & DMD)

The District of Columbia's Board of Dentistry (DC BOD) regulates the practice of dentistry and dental hygiene. The survey explored demographics in addition to workforce capacity, and access to care. The survey data reported on the following Fact Sheet reflects the data collected in 2017.

Professional Status  
(Survey Respondents: 1194)



Primary Areas of Specialization  
(Survey Respondents: 1194)





# LICENSED DENTISTS (DDS & DMD)

The District of Columbia's Board of Dentistry (DC BOD) regulates the practice of dentistry and dental hygiene. The survey explored demographics in addition to workforce capacity, and access to care. The survey data reported on the following Fact Sheet reflects the data collected in 2017

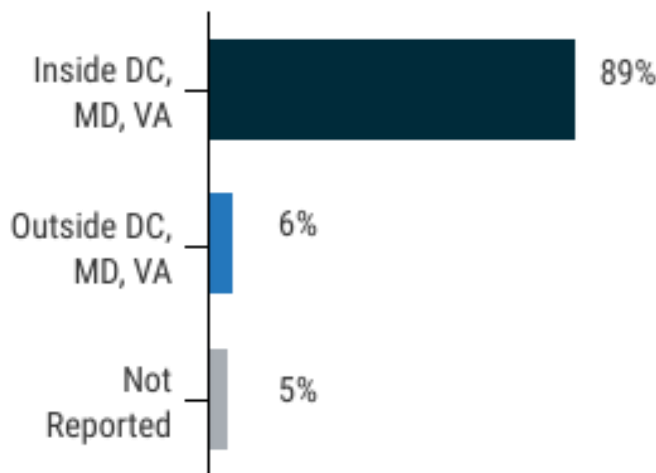
## Clinical Care (Survey Respondents: 1194)



● Provide Clinical Care ● Non-Clinical

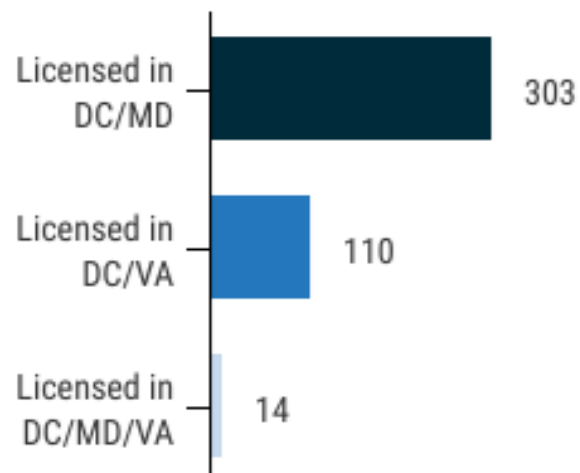
**92%** of licensed dentists provide clinical care

## DMV Practice Location (Survey Respondents: 1194)



**95%** of licensed dentists reported at least one practice location

## Licensed in Multiple States (Survey Respondents: 1194)



**35%** of dentists hold licenses in multiple states in the DMV region

## Percentage of Dentists with a Practice Location\* in the Region (Survey Respondents: 1194)



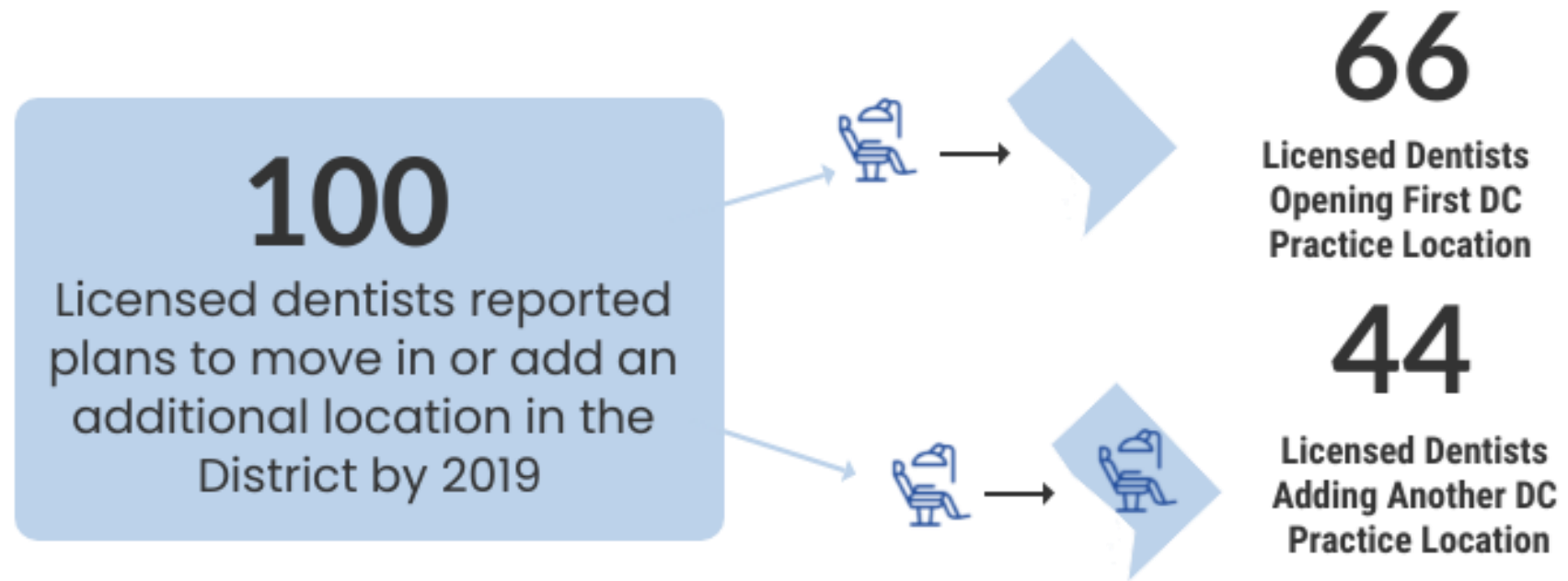
\*Dentists can report more than one practice location



# LICENSED DENTISTS (DDS & DMD)

The District of Columbia's Board of Dentistry (DC BOD) regulates the practice of dentistry and dental hygiene. The survey explored demographics in addition to workforce capacity, and access to care. The survey data reported on the following Fact Sheet reflects the data collected in 2017.

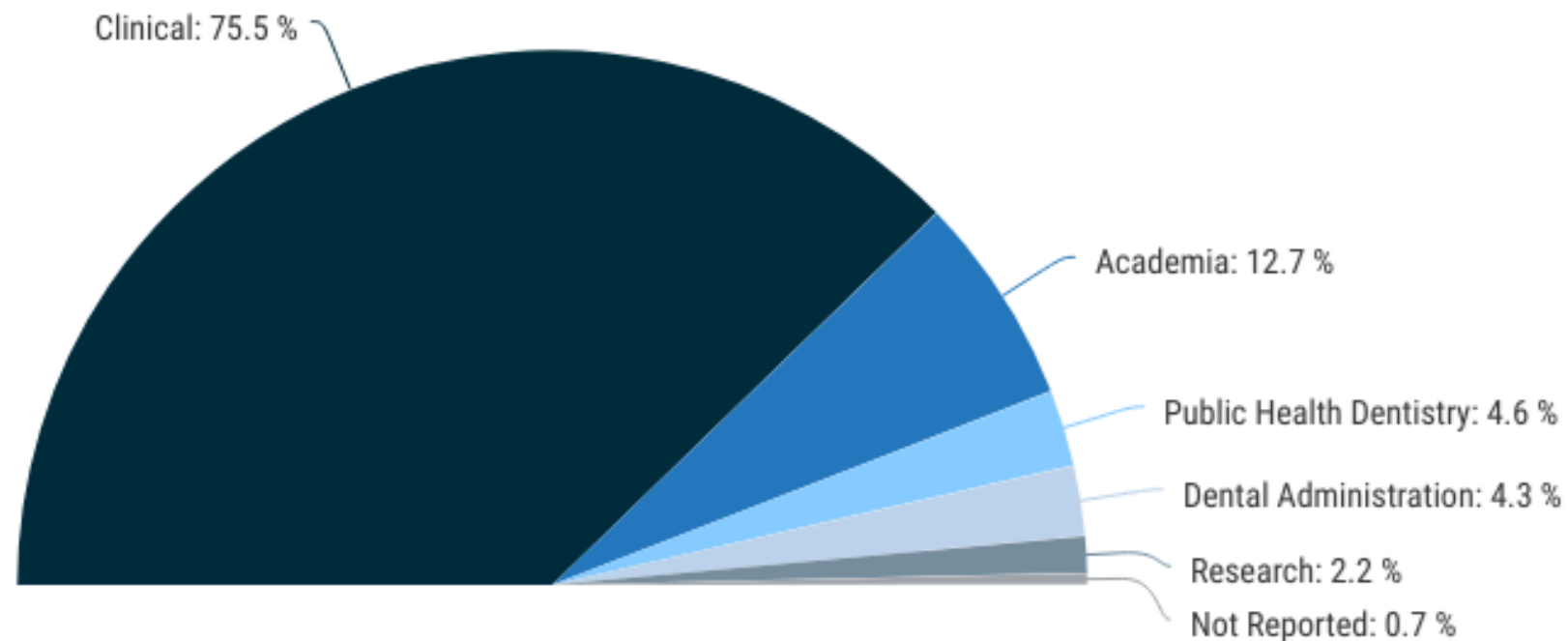
## Plans for Additional Practice Locations in DC (Survey Respondents: 1194)



# LICENSED DENTISTS (DDS & DMD)

The District of Columbia's Board of Dentistry (DC BOD) regulates the practice of dentistry and dental hygiene. The survey explored demographics in addition to workforce capacity, and access to care. The survey data reported on the following Fact Sheet reflects the data collected in 2017

### Professional Activities\* of Licensed Dentists with a Practice Location in the District (Survey Respondents:703)



\*Dentists select multiple activities

# CLINICAL PRACTICING DENTISTS (DDS & DMD)

The District of Columbia's Board of Dentistry (DC BOD) regulates the practice of dentistry and dental hygiene. The survey explored demographics in addition to workforce capacity, and access to care. The survey data reported on the following Fact Sheet reflects the data collected in 2017.



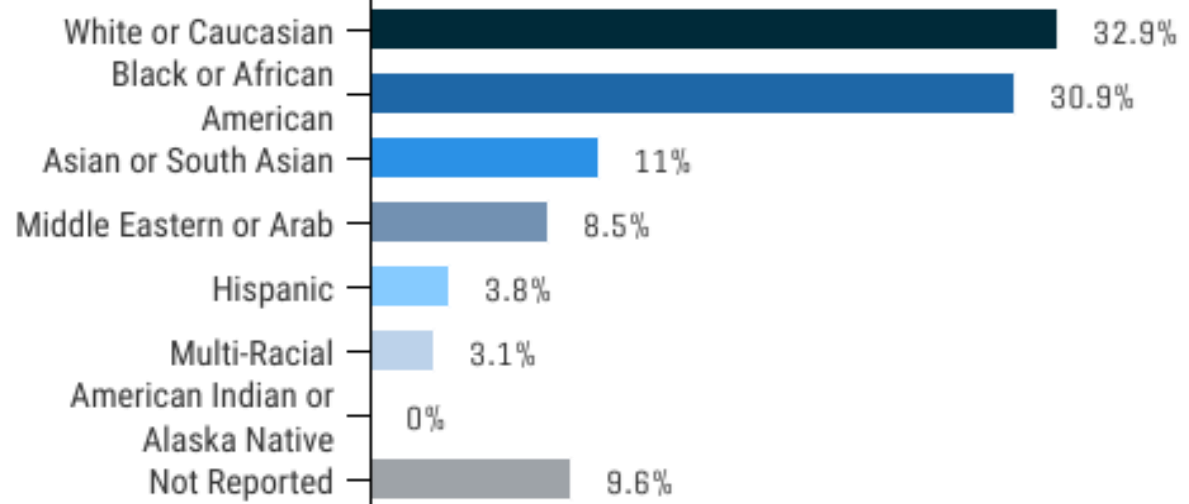
670

## Clinical Practicing Dentists\*

\*Represents dentists providing clinical care at a practice location in the District

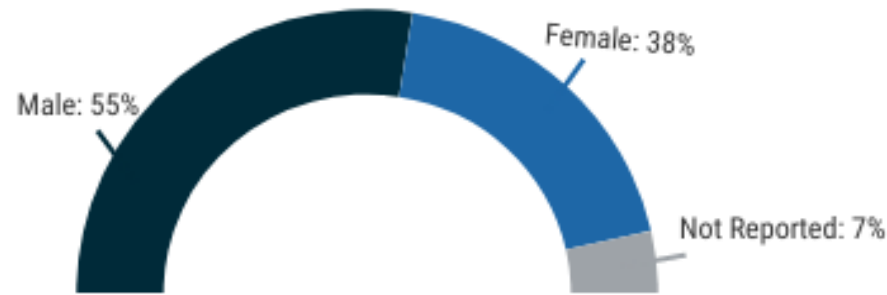
### Race

(Survey Respondents: 670)



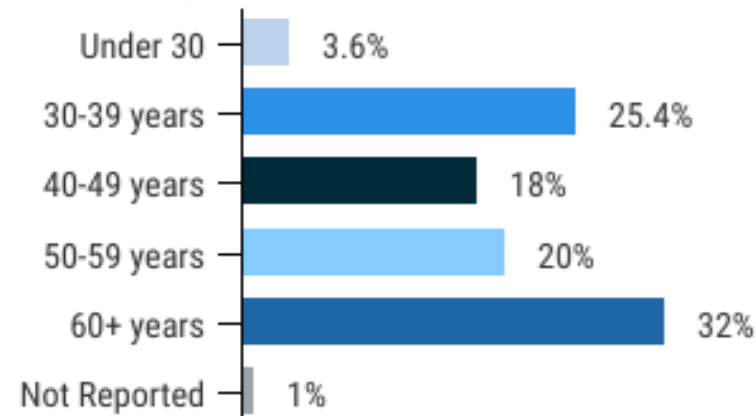
### Gender

(Survey Respondents: 670)



### Age

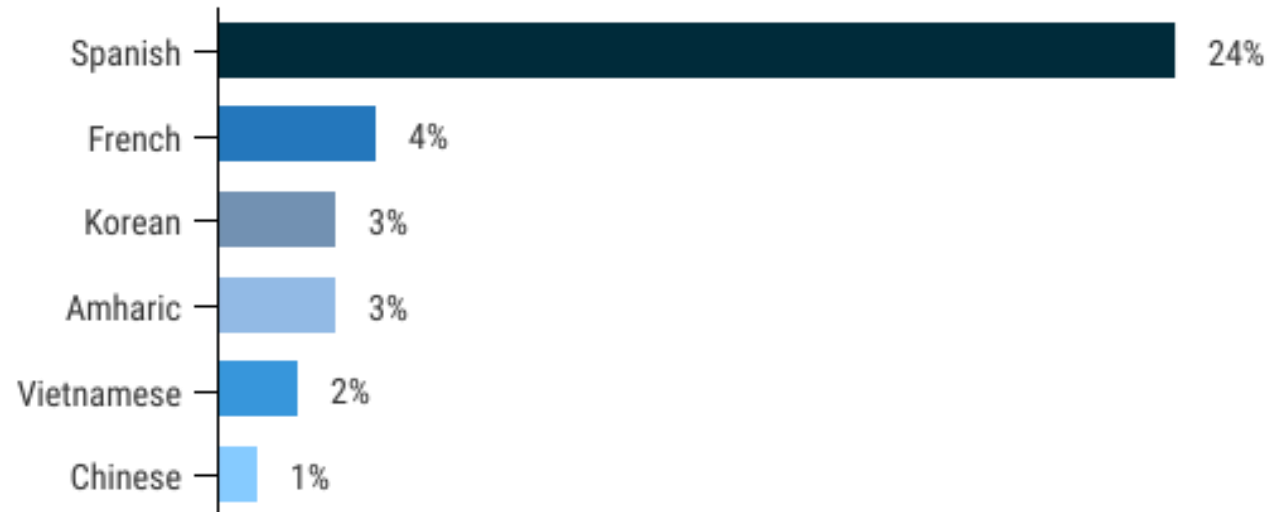
(Survey Respondents: 670)



# CLINICAL PRACTICING DENTISTS (DDS & DMD)

The District of Columbia's Board of Dentistry (DC BOD) regulates the practice of dentistry and dental hygiene. The survey explored demographics in addition to workforce capacity, and access to care. The survey data reported on the following Fact Sheet reflects the data collected in 2017.

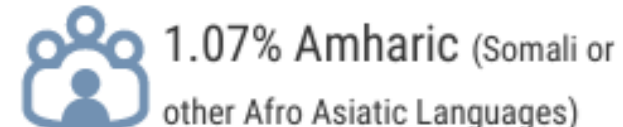
## Practicing Dentists Offering Non- English Language\* Oral Health Services (Survey Respondents: 670)



\*Dentists can select multiple languages

## Most Common Non-English Languages Spoken by District Residents

Data from the Census Bureau ACS 1 Year Estimate 2018



# CLINICAL PRACTICING DENTISTS (DDS & DMD)

The District of Columbia's Board of Dentistry (DC BOD) regulates the practice of dentistry and dental hygiene. The survey explored demographics in addition to workforce capacity, and access to care. The survey data reported on the following Fact Sheet reflects the data collected in 2017.

## Dental School Education

(Survey Respondents: 670)



Approximately **4 in 10** dentists who practice clinical dentistry in the District also attended dental school in the District

## Dental School Loan Debt

(Survey Respondents: 670)



Approximately **2 out of 10** dentists practicing in the District reported student loan debt.

**\$200,664**

Average reported student loan debt for dentists practicing clinical care in the District

# CLINICAL PRACTICING DENTISTS (DDS & DMD)

The District of Columbia's Board of Dentistry (DC BOD) regulates the practice of dentistry and dental hygiene. The survey explored demographics in addition to workforce capacity, and access to care. The survey data reported on the following Fact Sheet reflects the data collected in 2017

## Number of Practice Locations in the District

(Survey Respondents: 670)



Approximately **1 out of 10** dentists practices at more than one location in the District

88.6%



9.7%



1.4%



0.3%



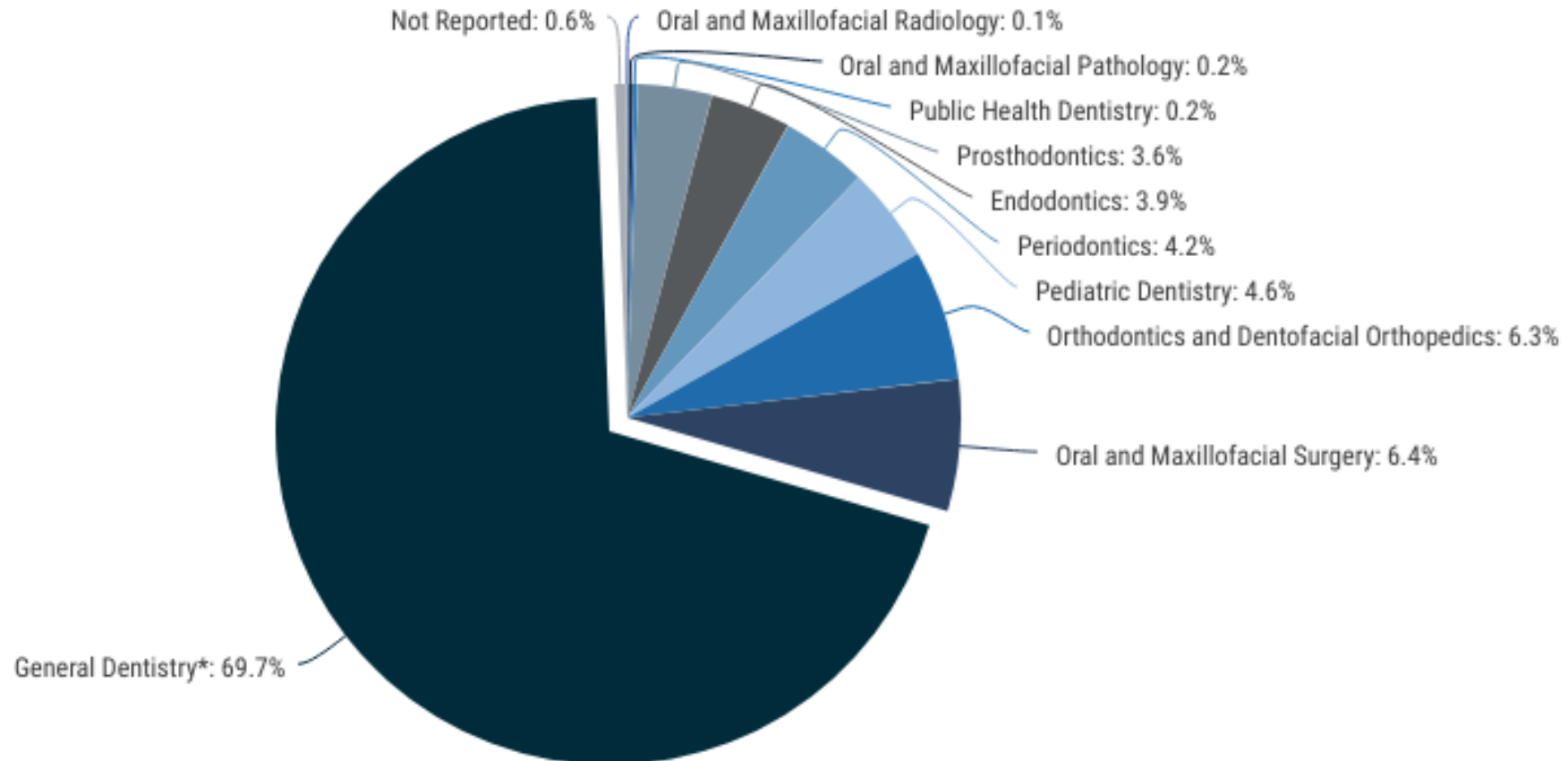


# CLINICAL PRACTICING DENTISTS (DDS & DMD)

The District of Columbia's Board of Dentistry (DC BOD) regulates the practice of dentistry and dental hygiene. The survey explored demographics in addition to workforce capacity, and access to care. The survey data reported on the following Fact Sheet reflects the data collected in 2017.

## Primary Practice Focus

(Survey Respondents: 670)



\*Dentists that selected general dentistry or general dentistry-pediatric are included in this count.



# CLINICAL PRACTICING DENTISTS (DDS & DMD) PREVENTIVE CARE

The District of Columbia's Board of Dentistry (DC BOD) regulates the practice of dentistry and dental hygiene. The survey explored demographics in addition to workforce capacity, and access to care. The survey data reported on the following Fact Sheet reflects the data collected in 2017

## Preventive Care Services\*



X-Ray



Oral  
Evaluation



Cleaning



Fluoride  
Varnish



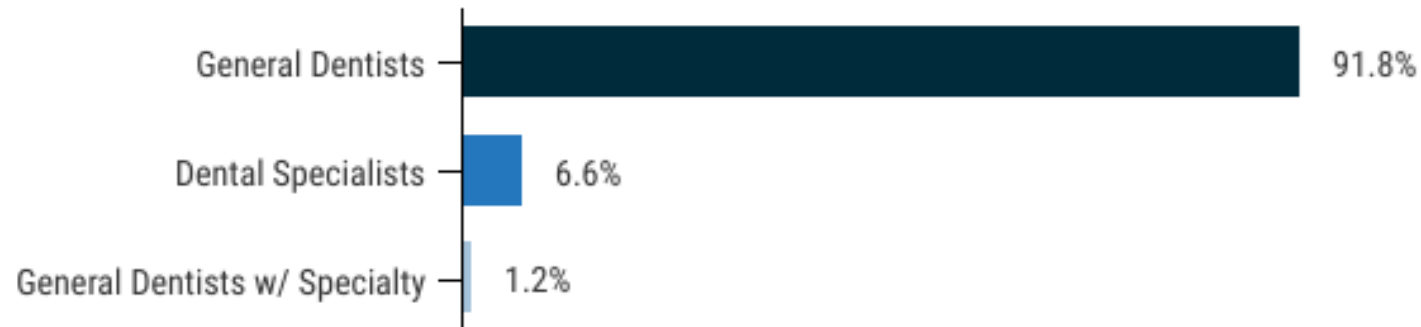
392

of 670 clinical practicing dentists  
offer all four preventive care  
services.

\*Defined by the American Dental Association

## Preventive Services by Dental Specialty

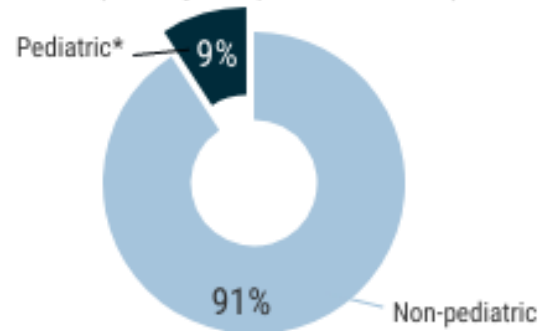
(Survey Respondents: 392)



# CLINICAL PRACTICING DENTISTS (DDS & DMD) PREVENTIVE CARE

The District of Columbia's Board of Dentistry (DC BOD) regulates the practice of dentistry and dental hygiene. The survey explored demographics in addition to workforce capacity, and access to care. The survey data reported on the following Fact Sheet reflects the data collected in 2017

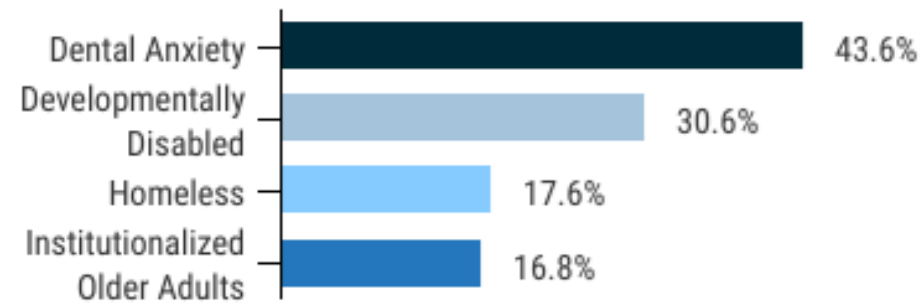
## Preventive Services: Pediatric Population (Survey Respondents: 392)



**9%** of clinical practicing dentists provide preventive care services to the pediatric population

\*Includes pediatric specialists and general dentists providing preventive services to pediatric populations

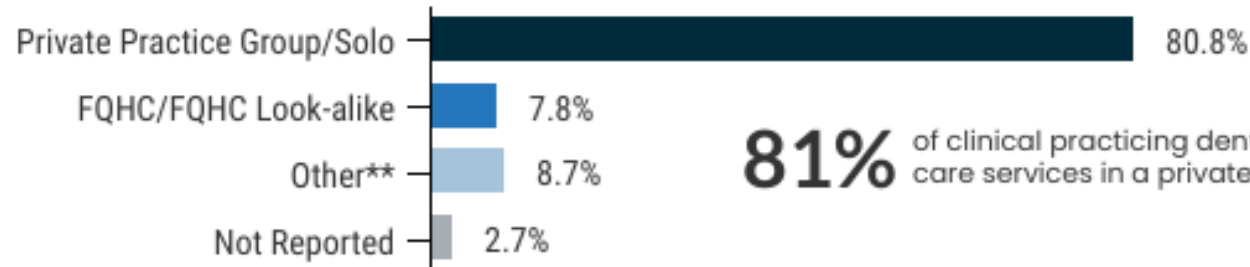
## Preventive Services: Special Populations\* (Survey Respondents: 392)



**17.6%** of clinical practicing dentists provide preventive care services to the District's homeless population

\*Dentists can select multiple options

## Preventive Services by Practice Setting\* (Survey Respondents: 392)



**81%** of clinical practicing dentists providing preventive care services in a private practice

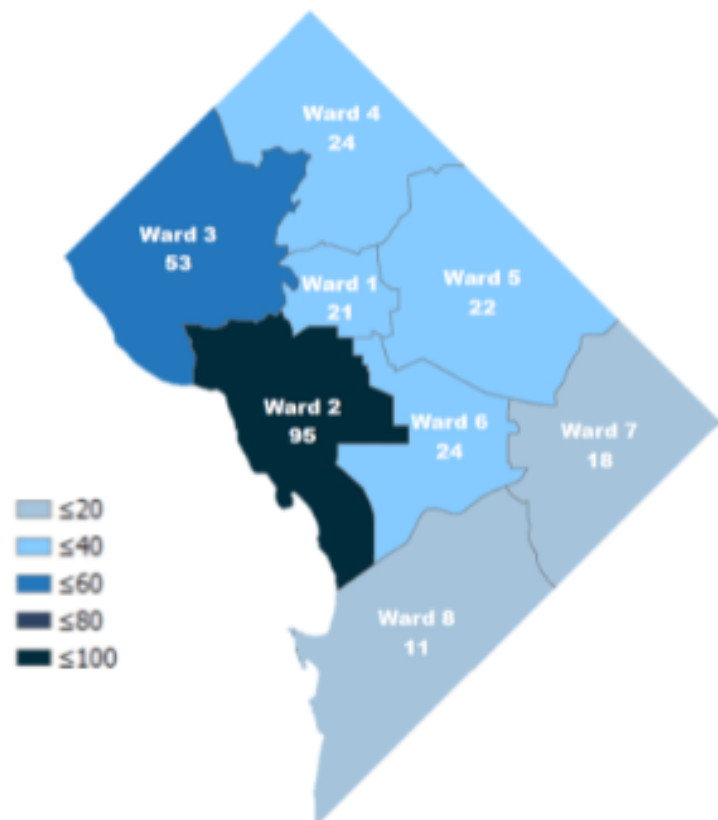
\*Dentists can select multiple options

\*\*includes Dental School, Federal Government Institution/ Military base, Hospital, Non-Profit, Prison/Correctional facility, School Campus

# CLINICAL PRACTICING DENTISTS (DDS & DMD) PREVENTIVE CARE

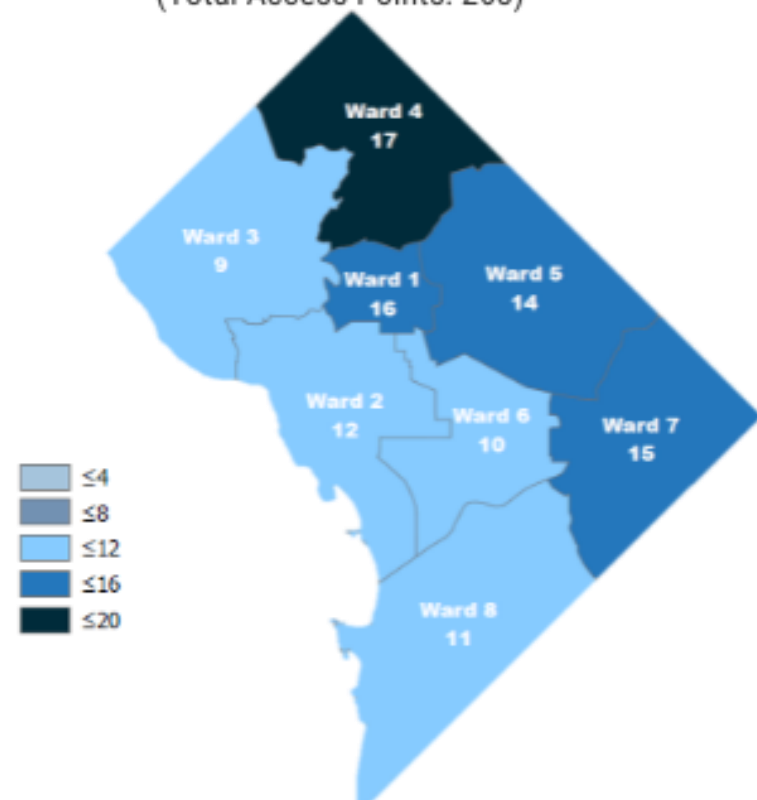
The District of Columbia's Board of Dentistry (DC BOD) regulates the practice of dentistry and dental hygiene. The survey explored demographics in addition to workforce capacity, and access to care. The survey data reported on the following Fact Sheet reflects the data collected in 2017

Preventive Services: Access Points by Ward  
(Total Access Points: 268)



**55%** of all preventive care access points are located in Wards 2 and 3

Preventive Services: Access Points for the Underserved\* Population by Ward  
(Total Access Points: 268)



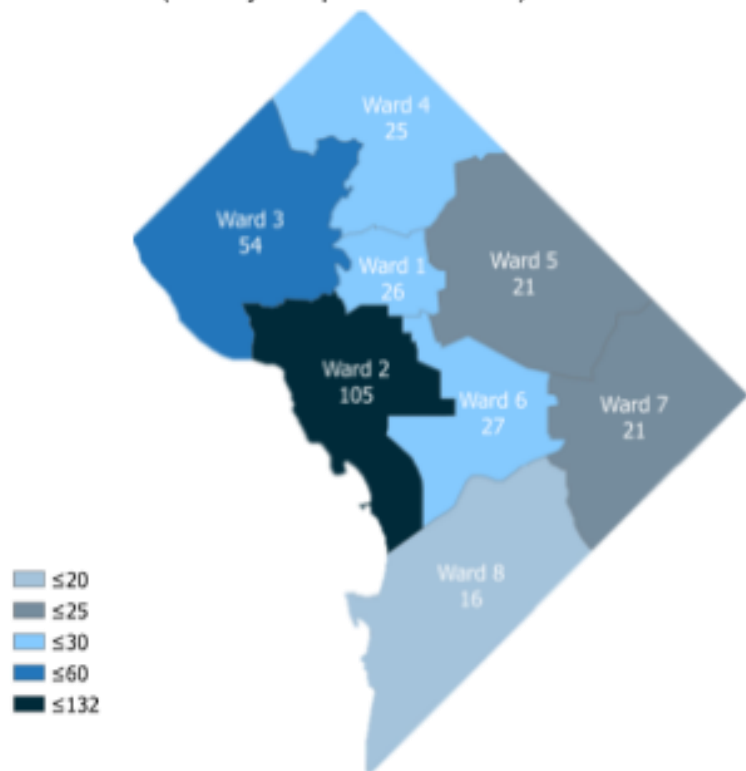
**7%** of preventive care access points accept DC Medicaid and/or provide sliding fee scale in Wards 2 and 3

\*Access points for the underserved are defined as locations accepting DC Medicaid and/or providing sliding fee scale to residents who are uninsured or underinsured.

# CLINICAL PRACTICING DENTISTS (DDS & DMD) PREVENTIVE CARE

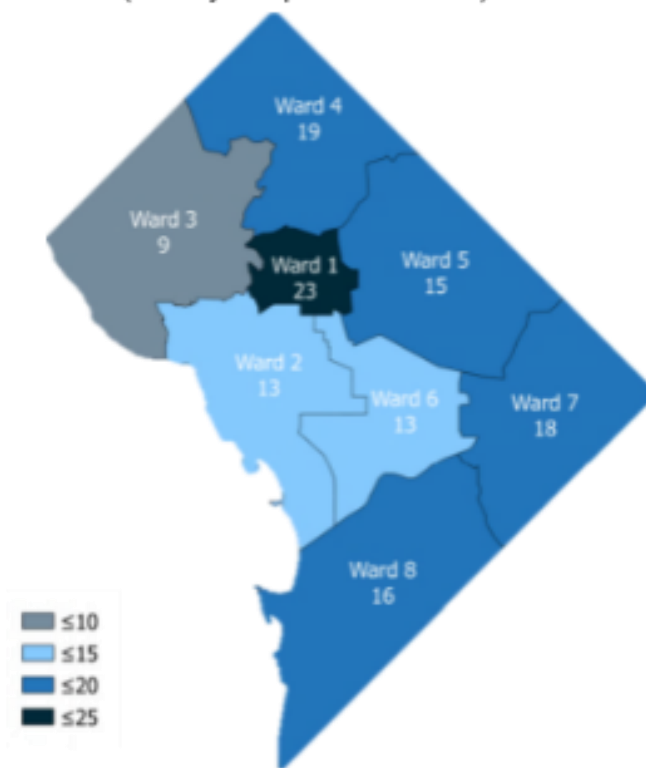
The District of Columbia's Board of Dentistry (DC BOD) regulates the practice of dentistry and dental hygiene. The survey explored demographics in addition to workforce capacity, and access to care. The survey data reported on the following Fact Sheet reflects the data collected in 2017

Overall Preventive Care: Full Time Equivalents (FTE) by Ward  
(Survey Respondents: 392)



**53%** of full time equivalent dentists providing preventive care services are clustered in Wards 2 and 3

Preventive Care: Full Time Equivalents (FTE) for the Underserved\* Population by Ward  
(Survey Respondents: 392)



**7%** of full time equivalent dentists who provide preventive care accept DC Medicaid and/or provide sliding fee scale in Wards 2 and 3

\*FTE for the underserved is defined as those providers accepting DC Medicaid and/or sliding fee scale options to residents who are uninsured or underinsured.